



如心の里ひびき野 Joshinnosato Hibikino

Japanese style hotel(ryokan)

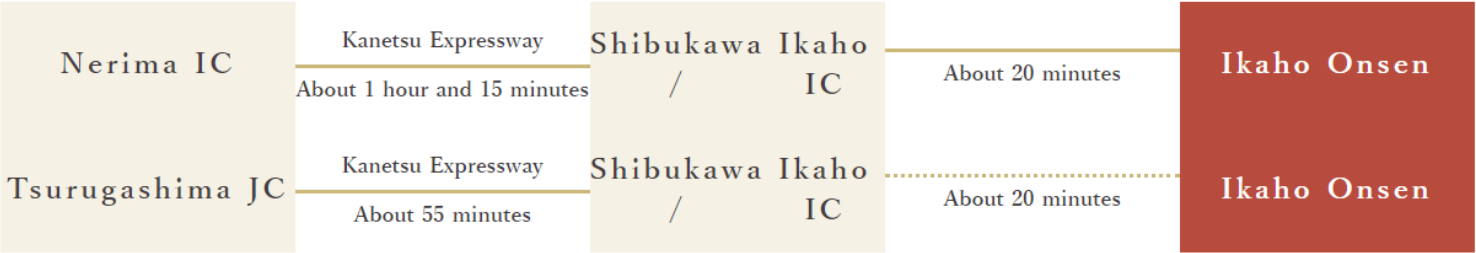
ACCESS MAP

Customers arriving by car

Exit the Kan-Etsu Expressway Shibukawa / Ikaho IC, turn left at the first traffic light (Nakamura), turn left at the Fujinoki Higashi traffic light .

Please specify the telephone number [0279-72-7022] when you come by car navigation system.

Private free parking available



Access to Shibukawa / Ikaho

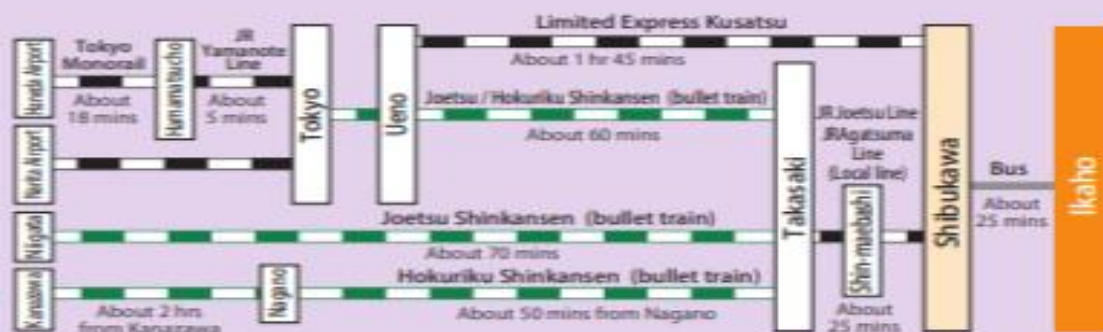
By train

From Tokyo
From Haneda Airport

From Narita Airport

From Niigata

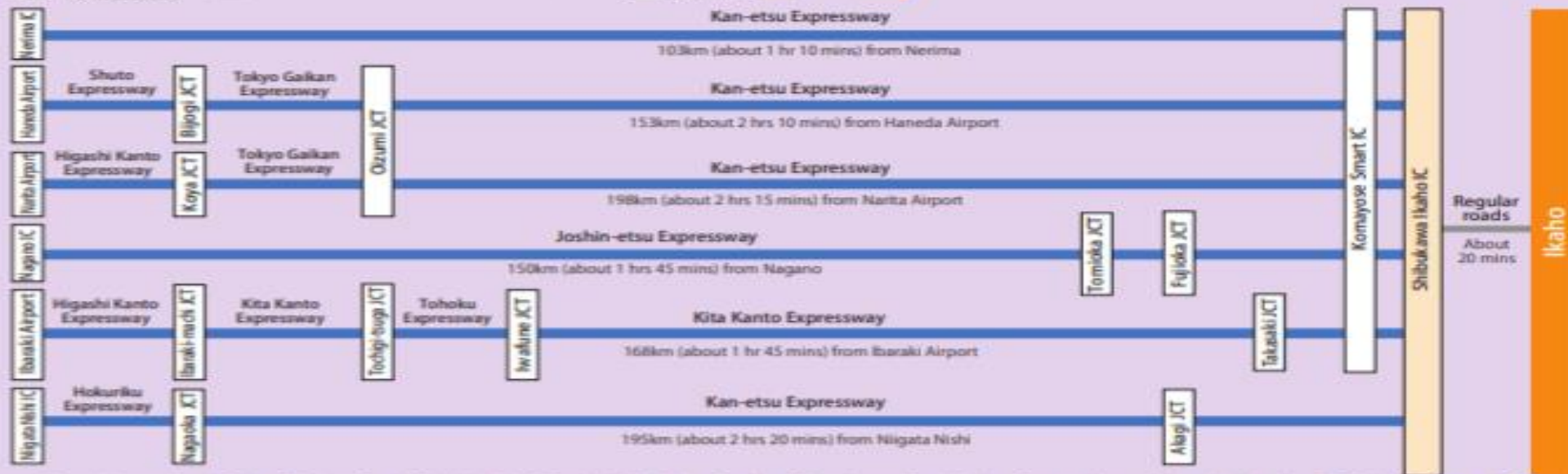
From Kanazawa



Taxi & Car rentals

Gunma Daiichi Taxi Shibukawa Branch
 Gunma Daiichi Taxi Ikaho Branch
 Kan-etsu Transportation Taxi Shibukawa Branch
 Nihon Chuo Taxi Shibukawa Branch
 Toyota Rent a Car Gunma Shibukawa Sta.

By car



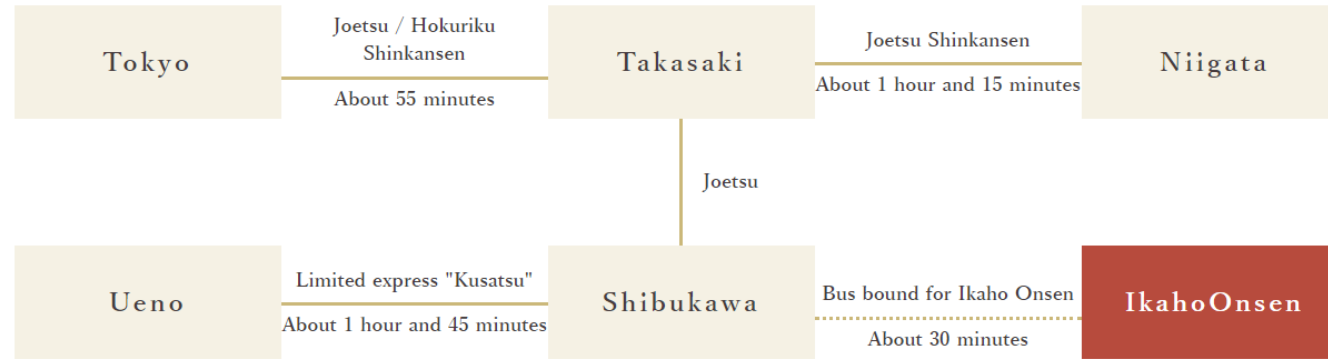
By Expressway Bus

- From Yaesu South Exit of Tokyo Sta. / Shinjuku Bus Terminal (Shinjuku Sta.) to Shibukawa Sta. / Ikaho Onsen About 2 hrs 30 mins (by JR Bus's Yu-meguri Go)
- From Yaesu St. (Tokyo) / West Exit of Kawagoe Sta. to Shibukawa Sta. / Ikaho Onsen About 2 hrs 30 mins (By Kan-etsu Transportation's Ikaho-Shima Onsen Go)
- From Narita Airport to Ikaho Onsen / Housui-ji About 4 hrs 30 mins (By Kan-etsu Transportation's Azalea Go)

Customers arriving by train

There is a transfer to the bus stop. Please contact us upon arrival.

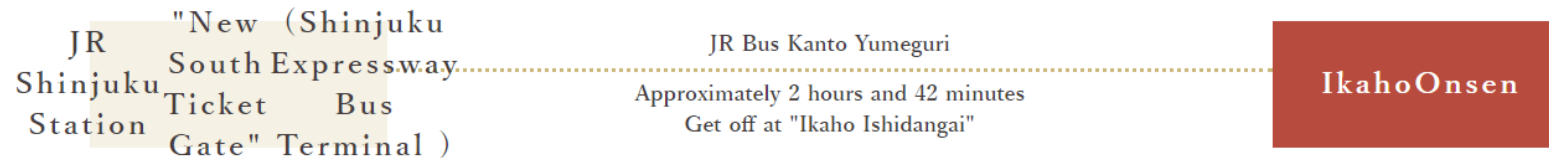
Please get off at the "Ikaho Onsen Bus Stop" or "Ikaho Harunaguchi Bus Stop".



Customers arriving by highway bus

There is a transfer to the bus stop. Please contact us upon arrival.

Please get off at the bus stop at "Ikaho Ishidangai".



Shibukawa City Bus Route Map

- | | |
|--|---|
|  Ikaho Onsen Line |  Harunako Line |
|  Shibukawa Skyland Park Line |  Shibukawa Medical Center Line |
|  Ikaho Line via Mizusawa |  Mizusawa Shuttle Bus |

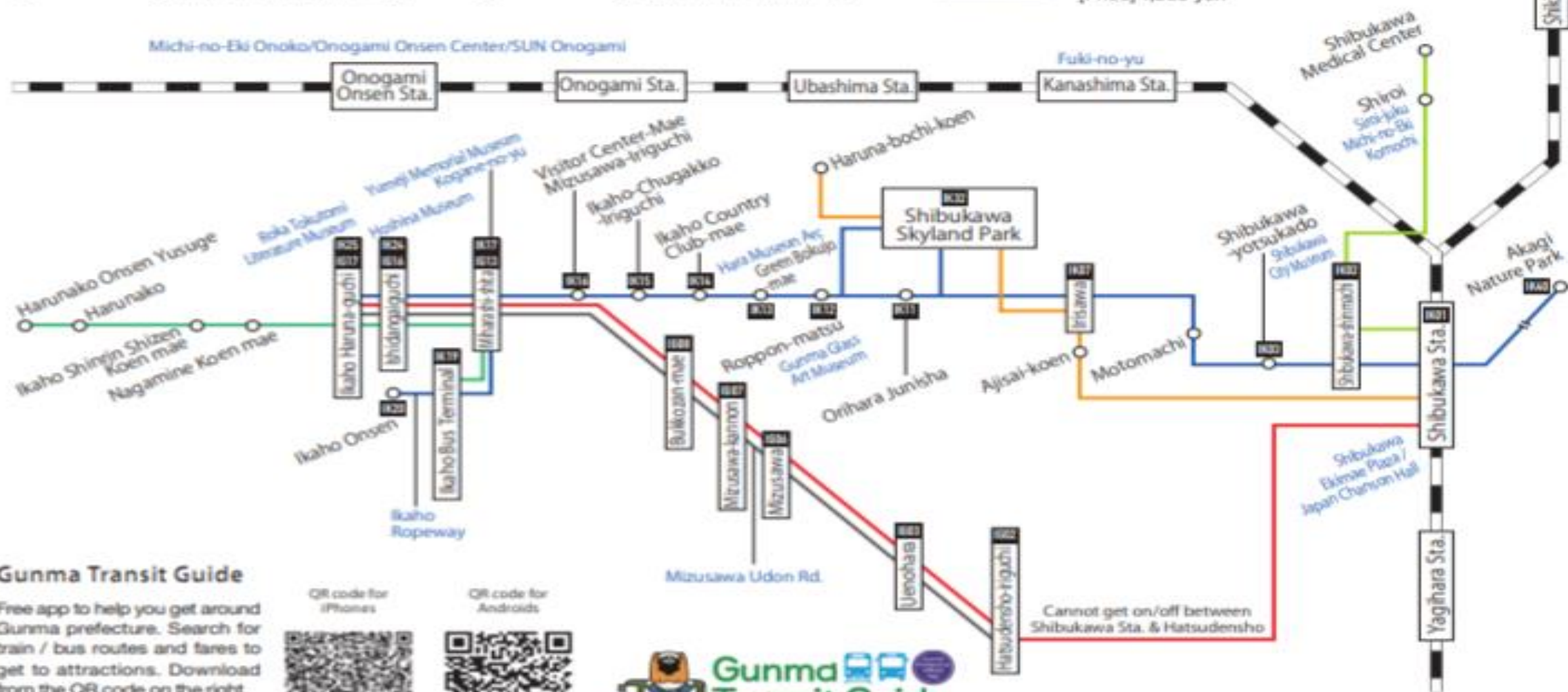


Free pass for Shibukawa Ikaho Area bus route

Use the 2-day pass for unlimited use of the bus route running between Shibukawa Sta. and Ikaho Onsen (including those going towards Mizusawa). Passport required at purchase.

[Sold at] Shibukawa Ekimae Plaza

[Price] 1,500 yen



Gunma Transit Guide

Free app to help you get around Gunma prefecture. Search for train / bus routes and fares to get to attractions. Download from the QR code on the right.

QR code for iPhones



QR code for Androids



Gunma Transit Guide

Copyright © 2019 Gunma Transit Guide. All rights reserved.



Hotel panoramic view (autumn)ホテル全景 (秋)

Entrance玄関

We will keep your shoes at the entrance.

入場口にてお客様の靴をお預かりいたします。（日本式）



Guest room

Most rooms are Japanese-style rooms.

ほとんどの客室は和室になります。



Yuraku suite room 愉楽スイートルーム

Japanese bed style suite

和ベッドスタイルのスイート



Men and women public bath 男女大浴場

Indoor bath 「shirogane noyu」
内風呂「白金の湯」



Open-air bath 「kogane no yu」
露天風呂「黄金の湯」



Enjoy Japanese kaiseki cuisine using locally produced seasonal ingredients.

地元産旬食材を使った和食会席料理をお楽しみください。



A vegan menu is also available.
(Advance reservation is required)

ビーガンメニュー対応可能です。




Japanese style banquet hall.

Accommodates up to 200 people.



**A convention hall that supports various MICE.
Maximum capacity of 180 people.**





如心の里
しびき野

Joshinnosato Hibikino

It is a hot spring inn that can accommodate various customers such as FIT, Incentives, and MICE.

We look forward to your request. Thank you very much.