

Briefing on the Easing of Travel Restrictions to Japan

1st September, 2022

Japan National Tourism Organization

- All information here is gathered from the relevant authorities. Due to the regularly changing situation, it is essential for you to always check and follow the latest guidance.
- JNTO is not liable for any trouble, loss, or damage arising from any acts performed under decisions based on this information.

1. The latest updates on the easing of travel restrictions to Japan
2. Procedure for visiting Japan for tourism
3. Guidelines for tourism-related entities in Japan issued by Japan Tourism Agency
4. Practical information for traveling to Japan on JNTO's website

- 1. The latest updates on the easing of travel restrictions to Japan**
2. Procedure for visiting Japan for tourism purposes
3. Guidelines for tourism-related entities in Japan issued by Japan Tourism Agency
4. Practical information for traveling to Japan on JNTO's website

From June 1st, 2022

- ✓ The on-arrival COVID-19 test and the isolation period after entry into Japan were updated **according to the grouping (“Blue”, “Yellow” and “Red” categories)** of the countries/regions.
- ✓ The daily cap on arrivals increased from 10,000 to 20,000.

From June 10th, 2022

- ✓ **Tourist entry on guided package tours from countries/regions in Group “Blue”** started.

From September 7th, 2022

- ✓ Tourist entry on **package tours (including non-guided package tours) from all countries /regions** will be accepted.
- ✓ Those who obtain **a valid vaccination certificate** are **not required to take a Covid-19 negative test certificate** conducted within 72 hours prior to your scheduled departure time.
- ✓ The daily cap on arrivals increased from **20,000 to 50,000**.

Covid-19 on-arrival test and Isolation period

Grouping*	Valid Covid-19 vaccination certificate**	Covid-19 test within 72 hours prior to departure	Covid-19 on-arrival test in Japan (Day 0)	Isolation upon arrival
BLUE	Yes	No Test	No Test	No isolation
	No	Test	No Test	No isolation
YELLOW	Yes	No Test	No Test	No isolation
	No	Test	Test	<p>Isolation at home/hotel</p> <p>Day1 Day2 Day3</p> <p>Negative ⇒ Test ⇒ Negative ⇒ End of isolation</p> <p>Isolation continues till Day5 if not tested.</p>
RED	Yes	No Test	Test	<p>Isolation at home/hotel</p> <p>Day1 Day2 Day3</p> <p>Negative ⇒ Test ⇒ Negative ⇒ End of isolation</p> <p>Isolation continues till Day5 if not tested.</p>
	No	Test	Test	<p>Isolation at government-designated facility</p> <p>Day1 Day2 Day3</p> <p>Negative ⇒ Test ⇒ Negative ⇒ End of isolation</p>

1. The latest updates on the easing of travel restrictions to Japan
- 2. Procedure for visiting Japan for tourism purposes**
3. Guidelines for tourism-related entities in Japan issued by Japan Tourism Agency
4. Practical information for traveling to Japan on JNTO's website

Before Departure

Departure

At the Airport

After Arrival during your stay in Japan

Returning Home

1 Book Package Tour

2 Apply for a Visa

1. Your travel agency shall obtain the certificate for registration to ERFS* from the receiving organization in Japan.
2. Apply for a visa at Embassies/Consulates with the ERFS* certificate received above.

Get the ERFS* certificate

Apply for a Visa

3 Get a Valid Vaccination Certificate or a Covid-19 Negative Test Certificate

All entrants must provide a Valid Vaccination Certificate or a Covid-19 Negative Test Certificate. A Covid-19 test must be conducted within 72 hours prior to your departure. You can find [the format](#) for the test certificate at the MHLW* website.

4 Install MySOS app or Visit MySOS Web for Quarantine Fast Track

[Install the app or visit the website](#), answer the questionnaire, and register the Valid Vaccination Certificate or the Covid-19 Negative Test Certificate for smoother quarantine procedures at major airports.



MySOS

Answer the questionnaire

Register the Valid Vaccination Certificate or the Test Certificate

5 Go to Visit Japan Web

Register information for immigration and customs and get QR codes on [Visit Japan Web](#) for smooth entry into Japan.



6 Buy Travel Insurance

Call Center regarding quarantine measures:

[+81-50-1751-2158](#) or [+81-50-1741-8558](#)

MHLW* operates a call center for quarantine measures.

Available in **English, Chinese, Korean and Japanese**: 9 am - 9 pm (Japan Time) daily



1

Show Your MySOS's Blue Screen at Quarantine

MySOS screen will turn blue when all required information is submitted and the authorities' review is complete.



*If you use MySOS Web and don't have a smartphone, you may present a printed copy of the dedicated screens from the website instead.

2

Show your QR codes on Visit Japan Web at Immigration and Customs

Follow the instructions given by a tour conductor and enjoy your trip in Japan!

Preventive Measures



Face Masks Required



Sanitizing Stations



Physical Distancing



Improved Indoor Ventilation

In case of emergency

MHLW* Call Center: [0120-565-653](#)

MHLW* operates a multilingual hotline regarding Covid-19.

English, Chinese, Korean, Portuguese and Spanish:

9 am - 9 pm (Japan Time) daily

Thai: 9 am - 6 pm (Japan Time) daily

Vietnamese: 10 am - 7 pm (Japan Time) daily

Japan Visitor Hotline: [050-3816-2787](#)

JNTO operates a hotline for tourist information and for assistance in case of emergencies.

Available in **English, Chinese, Korean and Japanese**: 24 hours a day, 365 days a year.



Follow measures of your country

*MOFA: Ministry of Foreign Affairs
*MHLW: Ministry of Health, Labour and Welfare
*ERFS: Entrants, Returnees Follow-up System

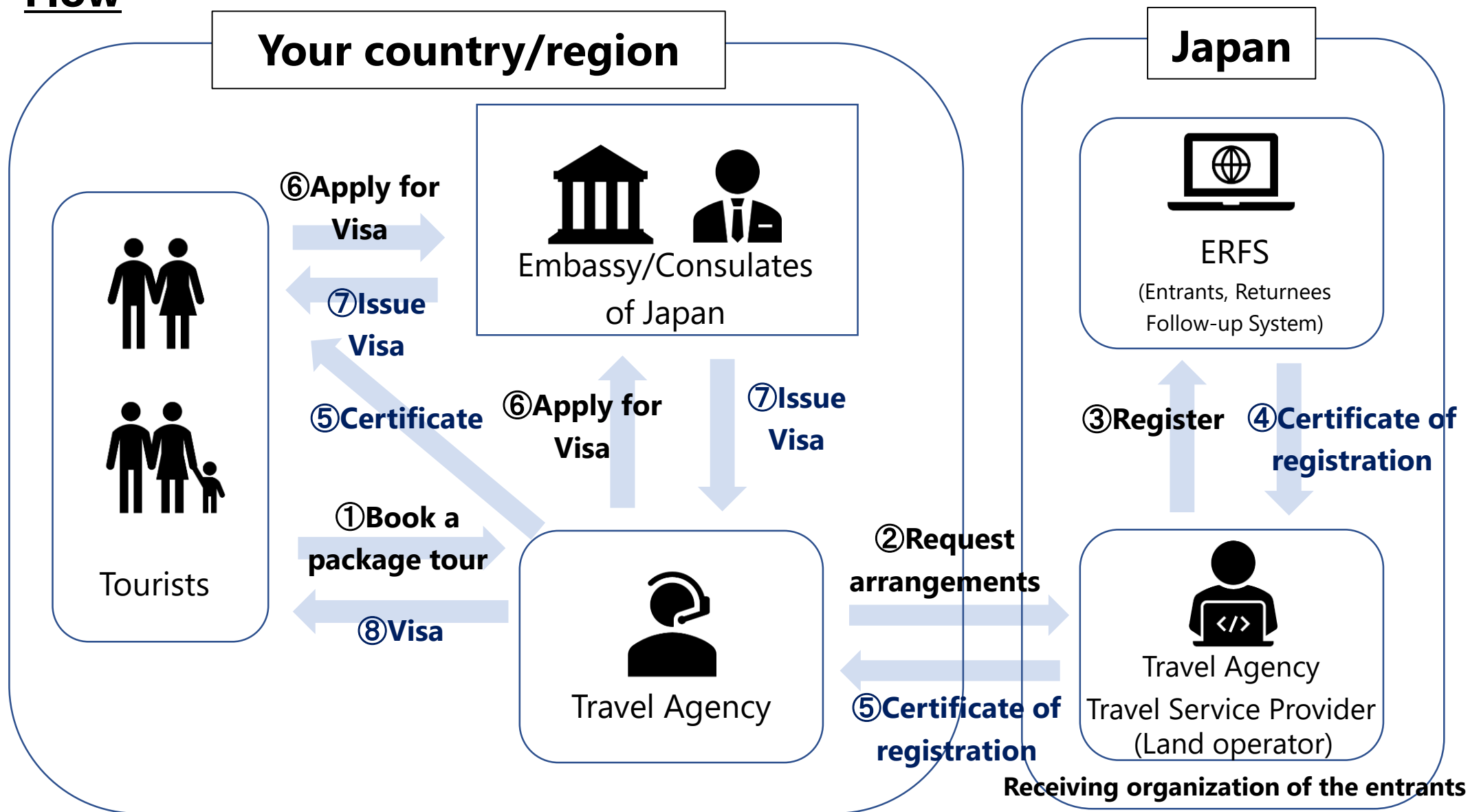
Tourist entry is only allowed from countries/regions in group “Blue”. Please check the [MOFA website](#) for further details.
*All information here is gathered from the relevant authorities. Due to the regularly changing situation, it is essential for you to always check and follow the latest guidance.
*JNTO is not liable for any trouble, loss, or damage arising from any acts performed under decisions based on this information.

Procedures for yellow and red countries/regions will be updated.

1. **Book a package tour**
2. **Apply for a visa**
3. **Get a valid vaccination certificate or a Covid-19 negative test certificate**
4. **Install MySOS app or Visit MySOS web for Quarantine Fast Track**
5. **Go to Visit Japan Web for immigration and customs**
6. **Buy Travel Insurance**

1. Book a package tour / 2. Apply for a visa

Flow



2. Apply for a visa

1. **The receiving organization of the entrants** (e.g. land operator) in Japan needs to **apply for entry through ERFS***.
 2. The travel agency shall obtain **the certificate of registration to ERFS** from the receiving organization in Japan.
 3. **Apply for a visa** at Embassies/Consulates with the ERFS certificate received above through the travel agency, or the tourist can apply directly.
- Please check the latest guidance with Embassies/Consulates as there might be specific regulations regarding visa application depending on the country/region.
 - Please consult the travel agents or travel service providers (land operator) in Japan, if you have questions about ERFS.

FAQ on ERFS (only in Japanese): <https://www.hco.mhlw.go.jp/faq/newentry.php>

Who can be a receiving organization of the entrants for tourism?

Foreign nationals newly entering Japan for a short-term stay for the purpose of tourism will be allowed only when a travel agency organizing the trip serves as the receiving organization of the entrants.

Travel Agencies are such travel agents or travel service providers as defined in the Travel Agency Law of Japan.

Some lists of travel agents or travel service providers (land operators) in Japan

Quality Assurance System for Tour Operators Office (JATA)

<http://en.tour-quality.jp/>

<http://tour-quality.com/en/>

Overseas Tour Operators Association of Japan

https://www.otoa.com/english/full_member_inbound/search_list.php

3. Get a **Valid Vaccination Certificate** or a **Covid-19 Negative Test Certificate**

- All entrants must provide **a valid vaccination certificate or a Covid-19 negative test certificate** conducted within 72 hours prior to your scheduled departure time.
- You can find **the relevant information on each certificate** at the MOFA or MHLW website.

Valid COVID-19 vaccination certificate (MOFA: Ministry of Foreign Affairs)

https://www.mofa.go.jp/ca/fna/page24e_000317.html

Covid-19 negative test certificate (MHLW: Ministry of Health, Labour and Welfare)

https://www.mhlw.go.jp/stf/covid-19/border_test.html

Call Center regarding quarantine measures by MHLW

+81-50-1751-2158 / +81-50-1741-8558

available in English, Chinese, Korean and Japanese: 9am-9 pm (JST) daily

4. Install MySOS app or Visit MySOS web for Quarantine Fast Track

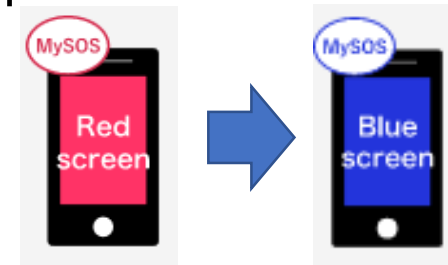
1. **Install MySOS app or Visit MySOS web** for smoother quarantine procedures at major airports.

About MySOS app and MySOS web
<https://www.hco.mhlw.go.jp/fasttrack/en/>



2. **Answer the questionnaire** on the app/web.
3. **Register the Valid vaccination certificate or the Covid-19 negative test certificate** on the app/web.
4. **MySOS screen will turn blue or green** when all required information is submitted and the authorities' review is complete.
5. **Show your MySOS's blue or green screen** at Quarantine at airports

*If you use MySOS Web and don't have a smartphone, you may present a printed copy of the dedicated screens from the website instead.



5. Go to Visit Japan Web

1. Go to Visit Japan Web for **smoother immigration and customs procedures** at airports


Visit Japan Web

<https://www.visitjapan.digital.go.jp/Web/>



2. **Register information for immigration and customs** and **get QR codes** on Visit Japan Web.

3. **Show your QR codes on Visit Japan Web** at Immigration and Customs



About Visit Japan Web (Digital Agency)

https://www.digital.go.jp/en/services/visit_japan_web-en/

6. Buy travel insurance

Tourists have to **purchase private medical insurance that includes coverage for medical expenses related to Covid-19** and adequate coverage and services.

Please make sure that your customers will be covered by travel insurance during the trip to Japan.

1. The latest updates on the easing of travel restrictions to Japan
2. Procedure for visiting Japan for tourism purposes
- 3. Guidelines for tourism-related entities in Japan issued by Japan Tourism Agency**
4. Practical information for traveling to Japan on JNTO's website

Guidelines for tourism-related entities in Japan issued by Japan Tourism Agency **(To be updated)**

1. Who do the new guidelines apply to?

Tourism-related entities in Japan such as

- 1) **Travel agencies or travel service providers (land operators)** as receiving organizations
- 2) **Tour conductors** who accompany tour groups in Japan
- 3) **Accommodations**, etc.

2. Components of the guidelines

These include matters and pointers to be kept in mind by the tourism-related entities in Japan at each stage from the creation of a tour until the end of a tour, such as:

- 1) Required actions to prevent the spread of COVID-19
- 2) Required actions in the event of a tour participant testing positive for COVID-19

Links to the guidelines by Japan Tourism Agency:

(Summary of the guideline and related policies)

<https://www.mlit.go.jp/kankocho/en/shisaku/kokusai/traveltojapan.html>

(Full version of the guideline)

https://www.mlit.go.jp/kankocho/news03_000227.html (Only in Japanese)

For more details, please consult travel agents or travel service providers (land operators) in Japan.

1. The latest updates on the easing of travel restrictions to Japan
2. Procedure for visiting Japan for tourism purposes
3. Guidelines for tourism-related entities in Japan issued by Japan Tourism Agency
- 4. Practical information for traveling to Japan on JNTO's website**

