

KITCHEN PRO

PRECISION STAINLESS STEEL DIGITAL KITCHEN SCALE

Owner's Manual



IMPORTANT

This instruction manual contains important information necessary for the proper assembly and safe use of the appliance.

Read and follow all warnings and instructions before assembling and using the appliance.

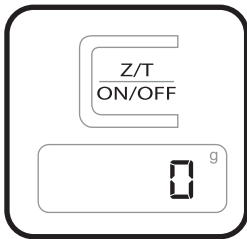
Keep this manual for future reference.

FEATURES

- High precision sensor
- Weighing range of 5000g/1g
- Unit conversion switch (g/kg/lb/oz/mL/milk mL)
- Tare function
- Division value 1g
- LCD screen
- Automatic turn-off
- Overload prompt
- Charge via the USB-C charging port and cable (included) or use with two AAA batteries (included)
- High accuracy weighing sensor means the margin for error is extremely small

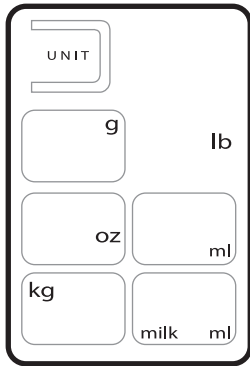
POWER SUPPLY OPTIONS

This rechargeable scale comes with a built-in lithium-ion battery which is rechargeable via the included USB-C cable and port and any standard USB charger (such as those used for smartphones), enabling it to be recharged without the need for disposable batteries. The scale also includes the option to use two AAA batteries (included).



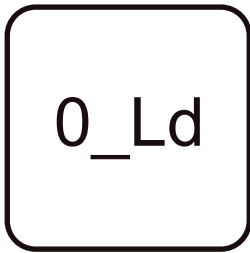
Operation

1. Before use, charge the scale using the USB-C charging port located on the side, or insert two AAA batteries into the back of the scale. Position the scale on a hard, level surface.
2. Press the ON button to turn on the scale and wait for it to display zero. Note: No loading or weighing can be done before the display resets to zero.
3. Place ingredients gently on the scale and the weight will display (maximum of 5,000g/5kg).



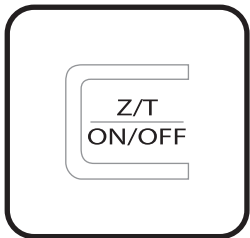
Unit conversion

This scale is designed to measure in multiple units. Choose your preferred unit by repeatedly pressing the UNIT button to scroll through the options (g/kg/lb/oz/mL/milk mL).



Overload prompt


When this prompt sign appears during weighing, it means the current load exceeds the maximum weight of this product. Please take off the object immediately to avoid damaging the scale.



Turn off, reset manually, or use the tare function

To turn the scale off, press and hold the ON/OFF button for two seconds. To reset the scale to zero manually, press the Z/T button.

To use the tare function, place an empty container on the scale, press Z/T and it will reset to zero. You can then begin adding the items/ingredients you want to weigh to the container. The display will show the weight of the items/ingredients inside the container only.



Low battery prompt

When the battery is low, the left display will show (1-0) prompt. Recharge the battery using the USB-C cable provided or insert new AAA batteries.

CARE AND CLEANING

1. Do not immerse the scale in water or clean it with corrosive chemicals.
2. If oil, spicy ingredients, vinegar or other stimulating substances are spilt on the scale, please clean it immediately.
3. When weighing, place the scale on a hard, level surface. Do not use it on carpet or a soft material when using it as this will affect the reading.

WARRANTY

Our goods come with guarantees that cannot be excluded under the Australian Consumer Law. You are entitled to a replacement or refund for a major failure and for compensation for any other reasonably foreseeable loss or damage. You are also entitled to have the goods repaired or replaced if the goods fail to be of acceptable quality and the failure does not amount to a major failure.

The benefits of this warranty are in addition to any rights and remedies imposed by Australian State and Federal legislation that cannot be excluded. Nothing in this warranty excludes, restricts or modifies any State or Federal legislation applicable to the supply of goods which cannot be so excluded, restricted or modified.

Guarantee

We warrant that, subject to the exclusions and limitations below, the Product will be free from defects in materials and workmanship under normal domestic household use for the 12 month warranty period. The warranty period commences on the date of sale by the original retailer to the original purchaser. The warranty applies only while the Product is owned by the original purchaser.

Use of the Product in a commercial capacity will void this warranty. If a defect appears in the Product before the end of the warranty period and we find the Product to be defective in materials or workmanship, we will replace the Product with a product comparable in quality and value.

We reserve the right to change or discontinue our product ranges at any time without notice and without liability.

Exclusions

This warranty does not apply if proper care and/or usage instructions are not followed. This warranty does not cover scratches, stains, discoloration or damage caused by misuse.

How to claim

If a fault/defect is identified cease using the Product immediately. To make a claim on this guarantee, take the Product, proof of purchase and full details of the alleged defect to a Kitchen Warehouse store.

Limitations

We make no express warranties or representations other than as set out in this guarantee. The replacement of the Product or the refund of the purchase price is the absolute limit of our liability under this guarantee.