

## Product Information

Language	INGLESE
Nr.	103 revisione
Date	revisione del 24/5/2011
Subject	THE NEW BV 300 BLOWER



our **power**, your **passion**

# THE NEW BV 300 BLOWER



Mod. BV 300

The new BV 300 blower is a new generation 'ergonomic and ecological' machine ideal for an array of tasks, from cleaning pathways, roads or large surfaces to the collection of twigs, leaves and grass cuttings in the garden. The machine is equipped with a very efficient, well-tuned and high-powered Euro II engine offering consistent performance with especially good power output at low speeds. It is also quiet and has an anti-vibrating VibCut system comprising 4 steel springs with plastic spacers guaranteeing ease of use, quiet operation, simple maintenance and impressive fuel economy.


Its low weight, compact, curved shape and nozzle have been designed to guarantee a comfortable working posture even over prolonged use.

The blower can also be converted into a garden-vac to collect leaves, grass cuttings and other debris. Collected material is finely shredded by the steel blade on its rotor, reducing bag volume up to 1/12 of original volume, allowing for greater work freedom.

## PERFORMANCE AND ENGINEERING SOLUTIONS


- 30.5 cm<sup>3</sup> two-stroke **Euro II engine** with **catalytic converter** (fig. 1)
- **3-piece balanced drive shaft** in forged **steel** with aluminium piston and forged connecting rod with two roller housings that guarantee consistent long-term performance.
- 12.0 m<sup>3</sup>/min - 720 m<sup>3</sup>/h e 70 m/sec, speed and capacity.

Fig. 1




- **Double-finned fan** (fig. 2a) specially designed for high air speed and capacity as well as efficient cooling of the engine. The suction grille has been placed on the opposite side of the operator (fig. 2b) to avoid catching on clothing and to guarantee high, consistent performance.

Fig. 2




- **Sound-proofed muffler** with **catalytic converter** designed to reduce pollution of non-combustible hydrocarbons and for silent operation.

Fig. 3



- **Anti-vibration 'VibCut' system** with 4 steel shock-absorbing springs to isolate the engine from the half-nut and reduce vibrations for the operator (fig. 3a).

Fig. 4




- **Digital coil** with **variable advance** (fig. 4) and flywheel with newly-designed flaps guarantee improved engine functioning and enhanced cooling of the heating unit, even in difficult climatic conditions (such as high temperatures).


- An extremely low weight to power ratio offering high-efficiency performance.

## EASE OF USE

- **Sliding on/off switch**: allowing for maximum ease of use even with gloves on (fig. 5a).
- **Primer** feature (fig. 5b): facilitating initial start-up, after each fuel refill and long idle periods.
- The **accelerator lock** (fig. 5c) simplifies machine operation, allowing the engine speed and capacity to be set according to the job required.
- **Transparent fuel tank** for checking the level at any time (fig. 5d).



- The machine has a shredder with **4 steel blades** (fig. 6a) to chop up vacuumed material and drastically reduce collection bag volume.



- A **tube** and **collection bag** (optional kit fig. 7) transforms the machine into a practical garden-vac offering the same performance as the blower.




- **Nozzle** (optional kit fig. 8) with duck-bill-shaped tip improves jet directionality and efficiency.



## EASE OF MAINTENANCE

- **Filler cap** and **shape of fuel tank** specifically designed for easy filling and emptying (fig. 9a).

Fig. 9




- **Snap-release filter cover** accessible without tools (fig. 10a).

Fig. 10



- **Double** generously sized **sponge + cloth air filter**: ensures high efficiency filtration and simple maintenance (fig. 11a).

Fig. 11



- The **large protection grille** on the suction side aids cleaning and rotor inspection (fig. 12).

Fig. 12



## COMFORT

- **VibCut anti-vibration system** of 4 steel shock-absorbing springs between the motor and the nut can considerably reduce vibrations to the operator (fig. 13a).

- **Sound-proofed muffler** to ensure reduced noise output and comfort during use.

- **Upper handle** in **soft moulded rubber** for improved grip and comfort (fig. 14a).

- **Accelerator lever lock** (fig. 14b) allows the operator to fix the accelerator in different positions for a more relaxed and comfortable grip, modifying and regulating air flow according to the job in hand.

- **Arc-shaped lower handle** ensures a good grip when the machine is in vacuum mode (fig. 15a).

- The **carrying strap** allows the weight of the machine to be distributed between the operator's arm and the shoulders (kit optional fig. 16).

Fig. 13



Fig. 14



Fig. 15



Fig. 16



## TECHNICAL SPECIFICATIONS

MODEL		BV 300
ENGINE		
TYPE		Emak 2-stroke
DISPLACEMENT	cm <sup>3</sup>	30.5
BORE x STROKE	mm x mm	36 x 30
MAXIMUM POWER OUTPUT	HP/kW (rpm)	1.3 / 1 (6500)
MAXIMUM TORQUE	Nm (rpm)	1.12 (6000)
IDLING SPEED	rpm	3000
MAXIMUM NO LOAD SPEED	rpm	6500
HOURLY FUEL CONSUMPTION (at max power output)	g/h (rpm)	350 (6500)
IGNITION SYSTEM		
TYPE		Capacitive
SPARK PLUG		Champion RCJ7Y or NGK BPMR 6A
COIL		Selettra CSND Digital
FUEL & LUBRICATION SYSTEM		
CARBURETTOR		Walbro WT 871
FUEL		Mix 4% (25:1) - with PROSINT oil 2% (50:1)
FUEL TANK CAPACITY	l	0.6
AIR FILTER		Cloth + sponge
PRIMER		Yes
OPERATING PERFORMANCE		
CAPACITY OF BAG	l	36
AIR FLOW RATE - BLOW	m <sup>3</sup> /h	720
MAXIMUM AIR SPEED	m/s	70
SHREDDER BLADE		Metal (standard)
SAFETY		
SOUND PRESSURE (LpA pr EN 15503 EN 22868)	dB(A)	88.5
SOUND POWER (LwA 2000/14/EC EN 22868 EN ISO 3744)	dB(A)	99
VIBRATION LEVEL (pr EN 15503 EN 22867 EN 12096)	m/s <sup>2</sup>	3.5
ERGONOMICS		
HARNESS		Single (optional)
TOP HANDLE		Special rubber covering
BOTTOM HAND		Ergonomic loop style
ANTI-VIBRATION SYSTEM		4 springs
TYPE TEST APPROVALS		
WEIGHT (without bag and tubes)	kg	4.5
POWER-TO-WEIGHT RATIO	kg/kW	4.5



It's an Emak S.p.A. trademark Member of the Yama Group  
Via E. Fermi, 4 • 42011 Bagnolo in Piano (Reggio Emilia) Italy  
Tel. +39 0522 956611 • Fax +39 0522 951555  
venditeitalia@oleomac.it • www.oleomac.it

