

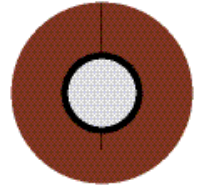


# **Alley-K<sup>®</sup> Pipe Insulation**

## Dimensional Data Nesting Chart

# DIMENSIONAL DATA NESTING CHART

## Single Layer



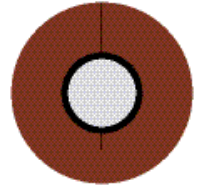
### Insulation O.D. Single Layer Dimensional Data

Iron Pipe Size	Iron Pipe Outside Diameter	Insulation Wall Thickness										
		½"	1"	1½"	2"	2½"	3"	3½"	4"	4½"	5"	6"
½"	0.840"	1.900	2.820	3.950	4.950	—	—	—	—	—	—	—
¾"	1.050"	2.160	2.820	3.950	4.950	—	—	—	—	—	—	—
1"	1.315"	2.375	3.450	4.450	5.510	—	—	—	—	—	—	—
1¼"	1.660"	2.720	3.450	4.950	5.510	—	—	—	—	—	—	—
1½"	1.900"	2.875	3.950	4.950	6.570	—	—	—	—	—	—	—
2"	2.375"	3.420	4.450	5.510	6.570	7.570	8.570	9.570	10.700	11.750	12.700	13.950
2½"	2.875"	3.930	4.950	6.570	7.570	8.570	9.570	10.750	11.700	12.700	13.950	15.950
3"	3.500"	4.500	5.510	6.570	7.570	8.570	9.570	10.700	11.700	12.700	13.950	15.950
3½"	4.000"	5.000	6.570	7.570	8.570	9.570	10.700	11.700	12.700	12.700	13.950	15.950
4"	4.500"	5.563	6.570	7.570	8.570	9.570	10.700	11.700	12.700	13.950	14.950	16.950
4½"	5.000"	—	7.570	8.570	9.570	10.700	11.700	12.700	13.950	13.950	14.950	16.950
5"	5.563"	—	7.570	8.570	9.570	10.700	11.700	12.700	13.950	14.950	15.950	17.950
6"	6.625"	—	8.570	9.570	10.700	11.700	12.700	13.950	14.950	15.950	16.950	18.950
7"	7.625"	—	9.570	10.700	11.700	12.700	13.950	14.950	15.950	16.950	17.950	19.950
8"	8.625"	—	10.700	11.700	12.700	13.950	14.950	15.950	16.950	17.950	18.950	20.950
9"	9.625"	—	11.700	12.700	13.950	14.950	15.950	16.950	17.950	18.950	19.950	21.950
10"	10.750"	—	12.700	13.950	14.950	15.950	16.950	17.950	18.950	19.950	20.950	22.950
11"	11.750"	—	13.950	14.950	15.950	16.950	17.950	18.950	19.950	20.950	21.950	23.950
12"	12.750"	—	14.950	15.950	16.950	17.950	18.950	19.950	20.950	21.950	22.950	24.950
14"	14.000"	—	15.950	16.950	17.950	18.950	19.950	20.950	21.950	22.950	23.950	25.950
15"	15.000"	—	16.950	17.950	18.950	19.950	20.950	21.950	22.950	23.950	24.950	26.950
16"	16.000"	—	17.950	18.950	19.950	20.950	21.950	22.950	23.950	24.950	25.950	27.950
17"	17.000"	—	18.950	19.950	20.950	21.950	22.950	23.950	24.950	25.950	26.950	—
18"	18.000"	—	19.950	20.950	21.950	22.950	23.950	24.950	25.950	26.950	27.950	—
19"	19.000"	—	20.950	21.950	22.950	23.950	24.950	25.950	26.950	27.950	—	—
20"	20.000"	—	21.950	22.950	23.950	24.950	25.950	26.950	27.950	—	—	—
21"	21.000"	—	22.950	23.950	24.950	25.950	26.950	27.950	—	—	—	—
22"	22.000"	—	23.950	24.950	25.950	26.950	27.950	—	—	—	—	—
23"	23.000"	—	24.950	25.950	26.950	27.950	—	—	—	—	—	—
24"	24.000"	—	25.950	26.950	27.950	—	—	—	—	—	—	—

Notes: All Alley-KPipe Insulation complies with ASTM C585 Dimensional Standards.

# DIMENSIONAL DATA NESTING CHART

## Single Layer



Actual Wall Thickness Single Layer Dimensional Data\*

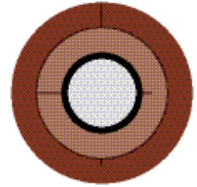
Iron Pipe Size	Iron Pipe Outside Diameter	Insulation Wall Thickness										
		½"	1"	1½"	2"	2½"	3"	3½"	4"	4½"	5"	6"
½"	0.840"	0.485	0.945	1.510	2.010	—	—	—	—	—	—	—
¾"	1.050"	0.495	0.825	1.390	1.890	—	—	—	—	—	—	—
1"	1.315"	0.478	1.015	1.515	2.045	—	—	—	—	—	—	—
1¼"	1.660"	0.515	0.880	1.630	1.910	—	—	—	—	—	—	—
1½"	1.900"	0.468	1.005	1.505	2.315	—	—	—	—	—	—	—
2"	2.375"	0.460	0.975	1.505	2.035	2.535	3.035	3.540	4.100	4.625	5.100	5.730
2½"	2.875"	0.465	0.975	1.785	2.285	2.785	3.285	3.850	4.350	4.375	5.480	6.480
3"	3.500"	0.460	0.965	1.495	1.995	2.495	2.995	3.560	4.060	4.560	5.190	6.190
3½"	4.000"	0.470	1.225	1.755	2.255	2.755	3.320	3.820	4.320	4.320	4.950	5.950
4"	4.500"	0.502	1.005	1.505	2.005	2.505	3.070	3.570	4.070	4.695	5.195	6.200
4½"	5.000"	—	1.225	1.755	2.255	2.820	3.320	3.820	3.820	4.445	4.945	5.950
5"	5.563"	—	0.950	1.455	1.950	2.515	3.015	3.515	4.140	4.640	5.140	6.140
6"	6.625"	—	0.920	1.420	1.985	2.485	2.985	3.610	4.110	4.610	5.110	6.110
7"	7.625"	—	0.920	1.485	1.985	2.485	3.110	3.610	4.110	4.610	5.110	6.110
8"	8.625"	—	0.970	1.470	1.970	2.595	3.095	3.595	4.095	4.600	5.095	6.100
9"	9.625"	—	0.990	1.490	2.115	2.615	3.115	3.615	4.115	4.615	5.115	6.120
10"	10.750"	—	0.905	1.530	2.030	2.530	3.030	3.530	4.030	4.545	5.030	6.030
11"	11.750"	—	1.045	1.545	2.045	2.545	3.045	3.545	4.045	4.545	5.045	6.050
12"	12.750"	—	1.035	1.535	2.035	2.535	3.035	3.535	4.035	4.535	5.035	6.040
14"	14.000"	—	0.910	1.410	1.910	2.410	2.910	3.410	3.910	4.410	4.910	5.910
15"	15.000"	—	0.910	1.410	1.910	2.410	2.910	3.410	3.910	4.410	4.910	5.910
16"	16.000"	—	0.910	1.410	1.910	2.410	2.910	3.410	3.910	4.410	4.910	5.910
17"	17.000"	—	0.910	1.410	1.910	2.410	2.910	3.410	3.910	4.410	4.910	—
18"	18.000"	—	0.910	1.410	1.910	2.410	2.910	3.410	3.910	4.410	4.910	—
19"	19.000"	—	0.910	1.410	1.910	2.410	2.910	3.410	3.910	4.410	—	—
20"	20.000"	—	0.910	1.410	1.910	2.410	2.910	3.410	3.910	—	—	—
21"	21.000"	—	0.910	1.410	1.910	2.410	2.910	3.410	—	—	—	—
22"	22.000"	—	0.910	1.410	1.910	2.410	2.910	—	—	—	—	—
23"	23.000"	—	0.910	1.410	1.910	2.410	—	—	—	—	—	—
24"	24.000"	—	0.910	1.410	1.910	—	—	—	—	—	—	—

Notes: All Alley-KPipe Insulation complies with ASTM C585 Dimensional Standards.

\*Subject to Manson Insulation tolerances.

# DIMENSIONAL DATA NESTING CHART

## Double Layer



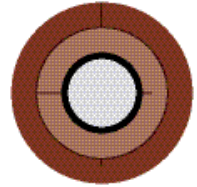
**Iron Pipe Double Layer Nesting Chart**

Iron Pipe Size	Iron Pipe Outside Diameter	Insulation Wall Thickness									
		1"	1½"	2"	2½"	3"	3½"	4"	4½"	5"	6"
½"	0.840"	½ x ½ 1½ x ½	½ x ½ 1½ x 1	½ x 1 2½ x 1	½ x 1 2½ x 1½	½ x 1½ 3½ x 1½	½ x 1½ 3½ x 2	½ x 2 4½ x 2	½ x 2 4½ x 2½	½ x 2 4½ x 3	½ x 2 4½ x 4
¾"	1.050"	¾ x ½ 2 x ½	¾ x ½ 2 x 1	¾ x 1 2½ x 1	¾ x 1 2½ x 1½	¾ x 1 2½ x 2	¾ x 1½ 3½ x 2	¾ x 2 4½ x 2	¾ x 2 4½ x 2½	¾ x 2 4½ x 3	¾ x 2 4½ x 4
1"	1.315"	1 x ½ 2 x ½	1 x ½ 2 x 1	1 x 1 3 x 1	1 x 1½ 4 x 1	1 x 1½ 4 x 1½	1 x 1½ 4 x 2	1 x 2 5 x 2	1 x 1½ 4 x 3	1 x 2 5 x 3	1 x 2 5 x 4
1¼"	1.660"	1¼ x ½ 2½ x ½	1¼ x ½ 2½ x 1	1¼ x 1 3 x 1	1¼ x 1 3 x 1½	1¼ x 1½ 4½ x 1½	1¼ x 1½ 4½ x 2	1¼ x 2 5 x 2	1¼ x 2 5 x 2½	1¼ x 2 5 x 3	1¼ x 2 5 x 4
1½"	1.900"	1½ x ½ 2½ x ½	1½ x ½ 2½ x 1	1½ x 1 3½ x 1	1½ x 1 3½ x 1½	1½ x 1½ 4½ x 1½	1½ x 1½ 4½ x 2	1½ x 2 6 x 2	1½ x 2 6 x 2½	1½ x 2 6 x 3	1½ x 2 6 x 4
2"	2.375"	2 x ½ 3 x ½	2 x ½ 3 x 1	2 x 1 4 x 1	2 x 1 4 x 1½	2 x 1½ 5 x 1½	2 x 2 6 x 1½	2 x 2 6 x 2	2 x 2 6 x 2½	2 x 2 6 x 3	2 x 3 8 x 3
2½"	2.875"	2½ x ½ 3½ x ½	2½ x ½ 3½ x 1	2½ x 1 4½ x 1	2½ x 1 4½ x 1½	2½ x 1½ 6 x 1½	2½ x 1½ 6 x 2	2½ x 1½ 6 x 2½	2½ x 2 7 x 2½	2½ x 2 7 x 3	2½ x 3 9 x 3
3"	3.500"	3 x ½ 4 x ½	3 x ½ 4 x 1	3 x 1 5 x 1	3 x 1 5 x 1½	3 x 1½ 6 x 1½	3 x 1½ 6 x 2	3 x 1½ 6 x 2½	3 x 2 7 x 2½	3 x 2½ 8 x 2½	3 x 2½ 8 x 3½
3½"	4.000"	— —	3½ x ½ 4½ x 1	3½ x 1 6 x 1	3½ x 1 6 x 1½	3½ x 1½ 7 x 1½	3½ x 1½ 7 x 2	3½ x 2 8 x 2	3½ x 2 8 x 2½	3½ x 2 8 x 3	3½ x 2 8 x 4
4"	4.500"	— —	4 x ½ 5 x 1	4 x 1 6 x 1	4 x 1 6 x 1½	4 x 1 6 x 2	4 x 2 8 x 1½	4 x 2 8 x 2	4 x 2 8 x 2½	4 x 2 8 x 3	4 x 3 10 x 3
4½"	5.000"	— —	— —	4½ x 1 7 x 1	4½ x 1½ 8 x 1	4½ x 1½ 8 x 1½	4½ x 1½ 8 x 2	4½ x 1½ 8 x 2½	4½ x 2 9 x 2½	4½ x 2½ 10 x 2½	4½ x 3 11 x 3
5"	5.563"	— —	— —	5 x 1 7 x 1	5 x 1½ 8 x 1	5 x 1½ 8 x 1½	5 x 1½ 8 x 2	5 x 1½ 8 x 2½	5 x 2 9 x 2½	5 x 2½ 10 x 2½	5 x 2½ 10 x 3½
6"	6.625"	— —	— —	6 x 1 8 x 1	6 x 1 8 x 1½	6 x 1 8 x 2	6 x 2 10 x 1½	6 x 2 10 x 2	6 x 2 10 x 2½	6 x 2 10 x 3	6 x 3 12 x 3
7"	7.625"	— —	— —	7 x 1 9 x 1	7 x 1 9 x 1½	7 x 1½ 10 x 1½	7 x 1½ 10 x 2	7 x 2 11 x 2	7 x 2 11 x 2½	7 x 3 14 x 2	7 x 3 14 x 3
8"	8.625"	— —	— —	8 x 1 10 x 1	8 x 1 10 x 1½	8 x 1½ 11 x 1½	8 x 1½ 11 x 2	8 x 2 12 x 2	8 x 2 12 x 2½	8 x 2 12 x 3	8 x 3 15 x 3
9"	9.625"	— —	— —	9 x 1 11 x 1	9 x 1 11 x 1½	9 x 1½ 12 x 1½	9 x 1½ 12 x 2	9 x 2 14 x 2	9 x 2 14 x 2½	9 x 3 16 x 2	9 x 3 16 x 3
10"	10.750"	— —	— —	10 x 1 12 x 1	10 x 1 12 x 1½	10 x 1½ 14 x 1½	10 x 1½ 14 x 2	10 x 2 15 x 2	10 x 2 15 x 2½	10 x 2 15 x 3	10 x 3 17 x 3
11"	11.750"	— —	— —	11 x 1 14 x 1	11 x 1 14 x 1½	11 x 1½ 15 x 1½	11 x 1½ 15 x 2	11 x 2 16 x 2	11 x 2 16 x 2½	11 x 3 18 x 2	11 x 3 18 x 3
12"	12.750"	— —	— —	12 x 1 15 x 1	12 x 1 15 x 1½	12 x 1½ 16 x 1½	12 x 1½ 16 x 2	12 x 2 17 x 2	12 x 2 17 x 2½	12 x 3 19 x 2	12 x 3 19 x 3

Note: All Alley-KPipe Insulation complies with ASTM C585 Dimensional Standards. These are suggested nesting combinations only. For other combinations choose an iron pipe size that equals the outside diameter of the insulation layer to be covered.

# DIMENSIONAL DATA NESTING CHART

## Double Layer



**Iron Pipe Double Layer Nesting Chart**

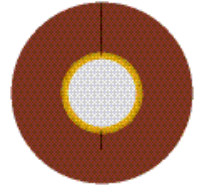
Iron Pipe Size	Iron Pipe Outside Diameter	Insulation Wall Thickness									
		1"	1½"	2"	2½"	3"	3½"	4"	4½"	5"	6"
14"	14.000"	—	—	14 x 1	14 x 1	14 x 1½	14 x 1½	14 x 2	14 x 2	14 x 2	14 x 3
		—	—	16 x 1	16 x 1½	17 x 1½	17 x 2	18 x 2	18 x 2½	18 x 3	20 x 3
15"	15.000"	—	—	15 x 1	15 x 1	15 x 1½	15 x 1½	15 x 2	15 x 2	15 x 3	15 x 3
		—	—	17 x 1	17 x 1½	18 x 1½	18 x 2	19 x 2	19 x 2½	21 x 2	21 x 3
16"	16.000"	—	—	16 x 1	16 x 1	16 x 1½	16 x 1½	16 x 2	16 x 2	16 x 2	16 x 3
		—	—	18 x 1	18 x 1½	19 x 1½	19 x 2	20 x 2	20 x 2½	20 x 3	22 x 3
17"	17.000"	—	—	17 x 1	17 x 1	17 x 1½	17 x 1½	17 x 2	17 x 2	17 x 3	—
		—	—	19 x 1	19 x 1½	20 x 1½	20 x 2	21 x 2	21 x 2½	23 x 2	—
18"	18.000"	—	—	18 x 1	18 x 1	18 x 1½	18 x 1½	18 x 2	18 x 2	—	—
		—	—	20 x 1	20 x 1½	21 x 1½	21 x 2	22 x 2	22 x 2½	—	—
19"	19.000"	—	—	19 x 1	19 x 1	19 x 1½	19 x 1½	19 x 2	19 x 2	—	—
		—	—	21 x 1	21 x 1½	22 x 1½	22 x 2	23 x 2	23 x 2½	—	—
20"	20.000"	—	—	20 x 1	20 x 1	20 x 1½	20 x 1½	20 x 2	—	—	—
		—	—	22 x 1	22 x 1½	23 x 1½	23 x 2	24 x 2	—	—	—
21"	21.000"	—	—	21 x 1	21 x 1	21 x 1½	21 x 1½	—	—	—	—
		—	—	23 x 1	23 x 1½	24 x 1½	24 x 2	—	—	—	—
22"	22.000"	—	—	22 x 1	22 x 1	—	—	—	—	—	—
		—	—	24 x 1	24 x 1½	—	—	—	—	—	—
23"	23.000"	—	—	—	—	—	—	—	—	—	—
		—	—	—	—	—	—	—	—	—	—
24"	24.000"	—	—	—	—	—	—	—	—	—	—
		—	—	—	—	—	—	—	—	—	—

Note: All Alley-KPipe Insulation complies with ASTM C585 Dimensional Standards.

These are suggested nesting combinations only. For other combinations choose an iron pipe size that equals the outside diameter of the insulation layer to be covered.

# DIMENSIONAL DATA NESTING CHART

## Copper Tube, Single Layer



### Copper Tube Insulation O.D. Single Layer Dimensional Data

Copper Tube Size	Copper Tube Outside Diameter	Insulation Wall Thickness										
		½"	1"	1½"	2"	2½"	3"	3½"	4"	4½"	5"	6"
⅝"	0.625"	1.660	2.820	3.450	4.500	—	—	—	—	—	—	—
⅞"	0.875"	1.900	2.820	3.950	4.950	—	—	—	—	—	—	—
1⅛"	1.125"	2.160	2.820	3.950	4.950	—	—	—	—	—	—	—
1⅜"	1.375"	2.375	3.450	4.450	5.510	—	—	—	—	—	—	—
1½"	1.625"	2.720	3.450	4.950	5.510	—	—	—	—	—	—	—
2⅛"	2.125"	3.160	3.950	4.950	6.570	7.570	8.570	9.625	10.750	11.750	12.750	15.000
2⅝"	2.625"	3.660	4.460	5.510	6.570	7.570	8.570	9.625	10.750	11.750	12.750	15.000
3⅛"	3.125"	4.160	4.950	6.570	7.570	8.570	9.570	10.700	10.700	11.700	14.000	16.000
3⅝"	3.625"	4.500	5.510	6.570	7.570	8.570	9.570	10.700	11.700	12.700	14.000	16.000
4⅛"	4.125"	5.160	6.570	7.570	8.570	9.570	10.700	11.700	11.700	12.700	13.950	17.000
5⅛"	5.125"	—	7.570	8.570	9.570	10.700	11.700	12.700	12.700	13.950	14.950	18.000
6⅛"	6.125"	—	8.570	9.570	10.700	11.700	12.700	13.950	13.950	14.950	15.950	19.000

Note: All Alley-KPipe Insulation complies with ASTM C585 Dimensional Standards, with the exception of 1⅝" x 1½" cts.

### Copper Tube Actual Wall Thickness Single Layer Dimensional Data\*

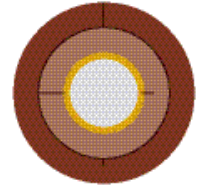
Copper Tube Size	Copper Tube Outside Diameter	Insulation Wall Thickness										
		½"	1"	1½"	2"	2½"	3"	3½"	4"	4½"	5"	6"
⅝"	0.625"	0.495	1.075	1.390	1.915	—	—	—	—	—	—	—
⅞"	0.875"	0.485	0.945	1.510	2.010	—	—	—	—	—	—	—
1⅛"	1.125"	0.495	0.825	1.390	1.890	—	—	—	—	—	—	—
1⅜"	1.375"	0.478	1.015	1.515	2.045	—	—	—	—	—	—	—
1½"	1.625"	0.515	0.880	1.630	1.910	—	—	—	—	—	—	—
2⅛"	2.125"	0.485	0.880	1.380	2.190	2.690	3.190	3.063	4.280	4.780	5.280	6.405
2⅝"	2.625"	0.485	0.885	1.410	1.940	2.440	2.940	2.813	4.030	4.530	5.030	6.155
3⅛"	3.125"	0.485	0.880	1.690	2.190	2.690	3.190	3.100	3.755	4.255	5.405	6.405
3⅝"	3.625"	0.485	0.910	1.440	1.940	2.440	2.940	3.100	4.005	4.505	5.155	6.155
4⅛"	4.125"	0.485	1.190	1.690	2.190	2.690	3.255	3.070	3.755	4.255	4.880	6.405
5⅛"	5.125"	—	1.190	1.690	2.190	2.755	3.255	3.040	3.755	4.380	4.880	6.405
6⅛"	6.125"	—	1.170	1.670	2.235	2.735	3.235	3.165	3.860	4.360	4.860	6.385

Note: All Alley-KPipe Insulation complies with ASTM C585 Dimensional Standards, with the exception of 1⅝" x 1½" cts.

\*Subject to Manson Insulation tolerances.

# DIMENSIONAL DATA NESTING CHART

## Copper Tube, Double Layer



**Copper Tube Double Layer Nesting Chart**

Copper Tube Size	Copper Tube Outside Diameter	Insulation Wall Thickness									
		1"	1½"	2"	2½"	3"	3½"	4"	4½"	5"	6"
5/8"	0.625"	5/8 x 1/2 1½ x 1/2	5/8 x 1/2 1½ x 1	5/8 x 1 2½ x 1	5/8 x 1 2½ x 1½	5/8 x 1½ 3 x 1½	5/8 x 1½ 3 x 2	5/8 x 2 4 x 2	5/8 x 2 4 x 2½	5/8 x 2 4 x 3	5/8 x 2 4 x 4
7/8"	0.875"	7/8 x 1/2 1½ x 1/2	7/8 x 1/2 1½ x 1	7/8 x 1 2½ x 1	7/8 x 1 2½ x 1½	7/8 x 1½ 3½ x 1½	7/8 x 1½ 3½ x 2	7/8 x 2 4½ x 2	7/8 x 2 4½ x 2½	7/8 x 2 4½ x 3	7/8 x 2 4½ x 4
1"	1.125"	1 1/8 x 1/2 2 x 1/2	1 1/8 x 1/2 2 x 1	1 1/8 x 1 2½ x 1	1 1/8 x 1 2½ x 1½	1 1/8 x 1½ 3½ x 1½	1 1/8 x 1½ 3½ x 2	1 1/8 x 2 4½ x 2	1 1/8 x 2 4½ x 2½	1 1/8 x 2 4½ x 3	1 1/8 x 2 4½ x 4
1 1/8"	1.375"	1 1/8 x 1/2 2 x 1/2	1 1/8 x 1/2 2 x 1	1 1/8 x 1 3 x 1	1 1/8 x 1 3 x 1½	1 1/8 x 1½ 4 x 1½	1 1/8 x 1½ 4 x 2	1 1/8 x 2 5 x 2	1 1/8 x 2 5 x 2½	1 1/8 x 2 5 x 3	1 1/8 x 2 5 x 4
1 1/4"	1.625"	1 1/4 x 1/2 2½ x 1/2	1 1/4 x 1/2 2½ x 1	1 1/4 x 1 3 x 1	1 1/4 x 1 3 x 1½	1 1/4 x 1½ 4½ x 1½	1 1/4 x 1½ 4½ x 2	1 1/4 x 2 5 x 2	1 1/4 x 2 5 x 2½	1 1/4 x 2 5 x 3	1 1/4 x 2 5 x 4
2"	2.125"	2 1/4 x 1/2 3 x 1/2	2 1/4 x 1/2 3 x 1	2 1/4 x 1 3½ x 1	2 1/4 x 1 3½ x 1½	2 1/4 x 1½ 4½ x 1½	2 1/4 x 1½ 4½ x 2	2 1/4 x 2 6 x 2	2 1/4 x 2 6 x 2½	2 1/4 x 2 6 x 3	2 1/4 x 3 8 x 3
2 1/4"	2.625"	2 1/4 x 1/2 3 1/2 x 1/2	2 1/4 x 1/2 3½ x 1	2 1/4 x 1 4 x 1	2 1/4 x 1 4 x 1½	2 1/4 x 1½ 5 x 1½	2 1/4 x 1½ 5 x 2	2 1/4 x 2 6 x 2	2 1/4 x 2 6 x 2½	2 1/4 x 2 6 x 3	2 1/4 x 3 8 x 3
3"	3.125"	3 1/8 x 1/2 4 x 1/2	3 1/8 x 1/2 4 x 1	3 1/8 x 1 4½ x 1	3 1/8 x 1 4½ x 1½	3 1/8 x 1½ 6 x 1½	3 1/8 x 1½ 6 x 2	3 1/8 x 1½ 6 x 2½	3 1/8 x 1½ 6 x 3	3 1/8 x 2½ 8 x 2½	3 1/8 x 2½ 8 x 3½
3 1/8"	3.625"	— —	— —	3 1/8 x 1 5 x 1	3 1/8 x 1 5 x 1½	3 1/8 x 1½ 6 x 1½	3 1/8 x 1½ 6 x 2	3 1/8 x 1½ 6 x 2½	3 1/8 x 1½ 6 x 3	3 1/8 x 2½ 8 x 2½	3 1/8 x 2½ 8 x 3½
4"	4.125"	— —	— —	4 1/8 x 1 6 x 1	4 1/8 x 1 6 x 1½	4 1/8 x 1 6 x 2	4 1/8 x 2 8 x 1½	4 1/8 x 2 8 x 2	4 1/8 x 2 8 x 2½	4 1/8 x 2 8 x 3	4 1/8 x 3 10 x 3
5"	5.125"	— —	— —	5 1/8 x 1 7 x 1	5 1/8 x 1 7 x 1½	5 1/8 x 1½ 8 x 1½	5 1/8 x 1½ 8 x 2	5 1/8 x 1½ 8 x 2½	5 1/8 x 1½ 8 x 3	5 1/8 x 2½ 10 x 2½	5 1/8 x 3 11 x 3
6"	6.125"	— —	— —	6 1/8 x 1 8 x 1	6 1/8 x 1 8 x 1½	6 1/8 x 1 8 x 2	6 1/8 x 2 10 x 1½	6 1/8 x 2 10 x 2	6 1/8 x 2 10 x 2½	6 1/8 x 2 10 x 3	6 1/8 x 3 12 x 3

Note: All Alley-KPipe Insulation complies with ASTM C585 Dimensional Standards.

These are suggested nesting combinations only. For other combinations choose a copper pipe size that equals the outside diameter of the insulation layer to be covered.

**Proto PVC Fitting Cover Sizing | Copper Tube**

Copper Tube Size	Copper Tube Outside Diameter	Insulation Wall Thickness							
		½"	1"	1½"	2"	2½"	3"	3½"	4"
5/8"	0.625"	2	7	9	11	13	15	—	—
7/8"	0.875"	3	7	10	12	15	17	18	19
1"	1.125"	4	7	10	12	15	17	18	19
1 1/8"	1.375"	5	9	11	13	15	17	18	19
1 1/4"	1.625"	6	9	11	13	15	17	18	19
2"	2.125"	8	10	12	15	17	18	19	20
2 1/4"	2.625"	9	11	13	15	17	18	19	20
3"	3.125"	10	12	15	17	18	19	20	21
3 1/8"	3.625"	11	13	15	17	18	19	20	21
4"	4.125"	12	15	17	18	19	20	21	22
5"	5.125"	—	17	18	19	20	21	22	23
6"	6.125"	—	18	19	20	21	22	23	24

\*Proto PVC Fitting Covers comply to ASTM C 585 Dimensional Standards. The above are combination sizes that fit short and long radius screwed and welded elbows, long radius welded elbows, and screwed or welded tees. Fitting sizes below heavy line will not fit 90° long radius elbows properly. Order fitting covers for these long radius 90° sizes by specific iron pipe size and pipe insulation thickness.

## Proto PVC Fitting Cover Sizing Table | Iron Pipe Table Combination Short and Long Radius Fitting Covers

Iron Pipe Size	Iron Pipe Outside Diameter	Insulation Wall Thickness									
		½"	1"	1½"	2"	2½"	3"	3½"	4"	5"	6"
½"	0.840"	3	7	10	12	15	17	18	19	—	—
¾"	1.050"	4	7	10	12	15	17	18	19	—	—
1"	1.315"	5	9	11	13	15	17	18	19	—	—
1¼"	1.660"	6	9	12	13	15	17	18	19	—	—
1½"	1.900"	7	10	12	15	17	18	19	20	—	—
2"	2.375"	9	11	13	15	17	18	19	20	22	23
2½"	2.875"	10	12	15	17	18	19	20	21	22	24
3"	3.500"	11	13	15	17	18	19	20	21	23	25
3½"	4.000"	12	15	17	18	19	20	21	22	23	25
4"	4.500"	13	15	17	18	19	20	21	22	24	26
5"	5.563"	—	17	18	19	20	21	22	23	25	27
6"	6.625"	—	18	19	20	21	22	23	24	26	28
8"	8.625"	—	20	21	22	23	24	25	26	28	30
10"	10.750"	—	22	23	24	25	26	27	28	30	32
12"	12.750"	—	24	25	26	27	28	29	30	32	34
14"	14.000"	—	25	26	27	28	29	30	31	33	35
16"	16.000"	—	27	28	29	30	31	32	33	35	37
18"	18.000"	—	29	30	31	32	33	34	35	37	—
20"	20.000"	—	31	32	33	34	35	36	37	—	—
22"	22.000"	—	33	34	35	36	37	38	39	—	—
24"	24.000"	—	35	36	37	38	39	40	41	—	—

\*Proto PVC Fitting Covers comply to ASTM C585 Dimensional Standards. The above are combination sizes that fit short and long radius screwed and welded elbows, long radius welded elbows, and screwed or welded tees. Fitting sizes below heavy line will not fit 90° long radius elbows properly. Order fitting covers for these long radius 90° sizes by specific iron pipe size and Alley-KPipe Insulation thickness.

**Manson Insulation | [www.imanson.com](http://www.imanson.com)**

One Knauf Drive, Shelbyville, IN 46176

**Sales** (317) 398-4434, ext. 8485

**Technical Support** (317) 398-4434, Option 6

03-25