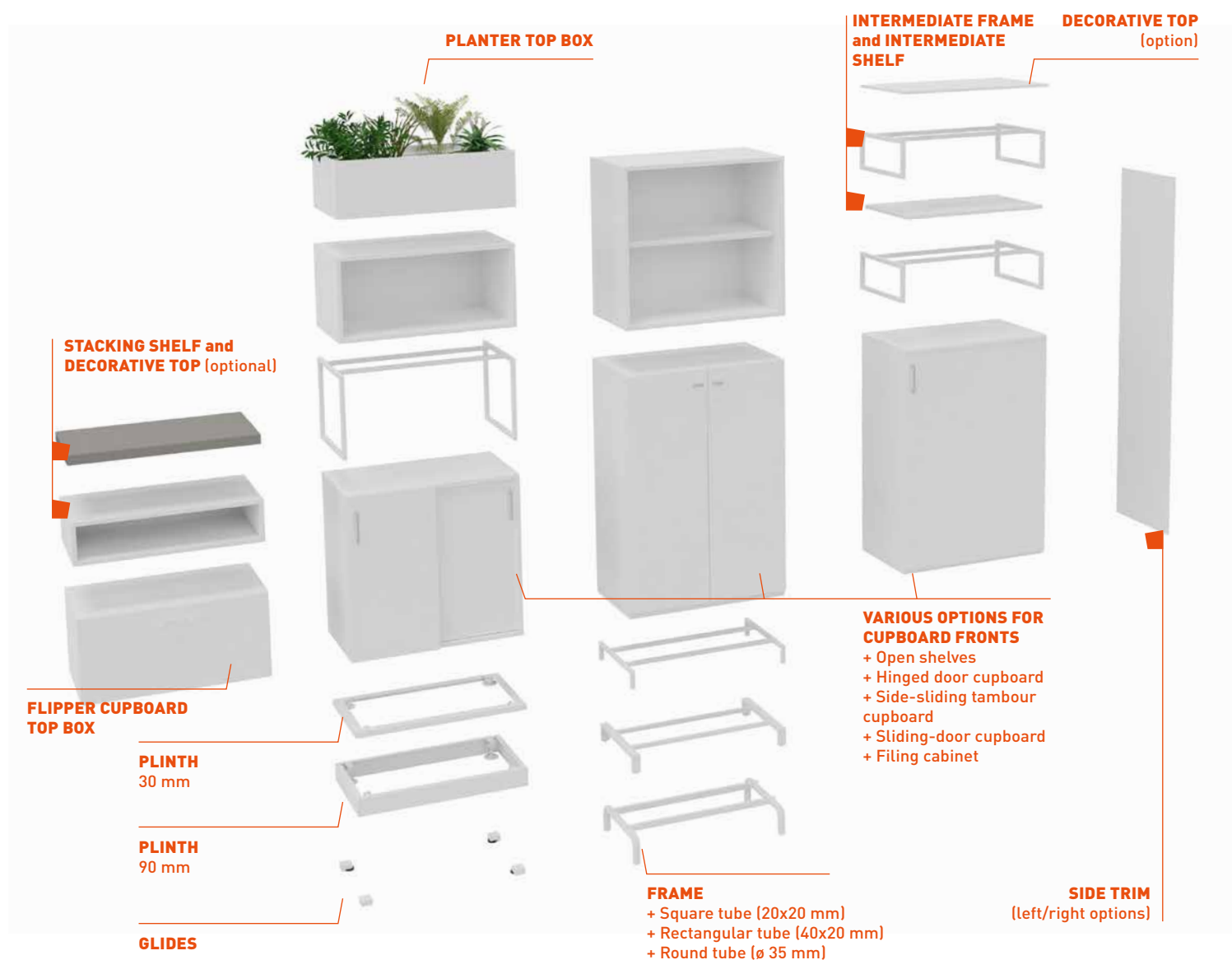



ACTA.PLUS EXCLUSIVITY AS A MODULAR SYSTEM



MULTIFUNCTIONAL ROOM DIVIDER

METAL BOOKENDS
in 2 designs
(minimalist and organic)



PLANTER TOP BOX



PLINTH
30 mm or 90 mm



GLIDES
ROUND (PLASTIC) OR SQUARE
(CHROME)



FRAME
+ Square tube (20x20 mm)
+ Rectangular tube (40x20 mm)
+ Round tube (ø 35 mm)



DECORATIVE TOP
(option)




SIDE TRIM
(left/right
options)



VARIOUS HEIGHTS
+ 1 to 4 FL¹
+ lowest FL closed
+ from 2 FL open,
with metal bookends for extra stability

FRAME
inset for widths of
1600 mm




¹FL = Filing level

CONFIGURATIONS EXAMPLES



Cupboards with intermediate frame



Shelf with metal bookends



Sliding door cabinet with planter top box



Combination of hinged doors, shelf units and carcasses



Combination of cupboard and seating carcasses



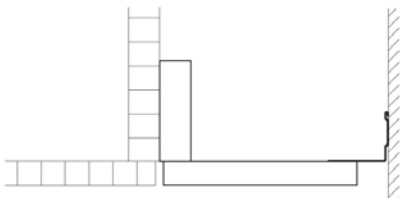
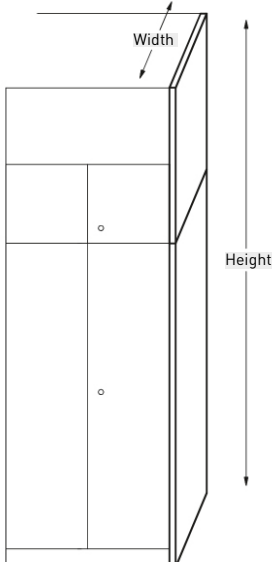

Push-on connector to connect carcasses and intermediate frames.

CONNECTIONS TO THE BUILDING STRUCTURE

CEILING TRACK
To be adjusted to suit building tolerances.
Can be ordered in fixed widths and heights.
Above 100 mm height, can be delivered to order.
Other dimensions on request.

GABLE END / END PANEL
Conceals the visible carcass side. It allows a
consistent shadow gap on the front while letting
the installer cater for any tolerances on the
building wall. Can be ordered in fixed widths and
heights. Other dimensions on request.

WALL CONNECTION
To be adjusted to suit building
tolerances. Can be ordered in fixed
widths and heights.
Other dimensions on request.



ACTA.PLUS INFOCARD

Carcass 19 mm with inset fronts	■
Side trims, top and rear panel doubled	□
Height grid 375 mm	■
Heights with plinth	405 mm (1 FL ¹), 780 mm (2 FL ¹), 1155 mm (3 FL ¹), 1530 mm (4 FL ¹), 1905 mm (5 FL ¹), 2280 mm (6 FL ¹)
Shelf	See height with plinth and 218 mm (0.5 FL ¹)
Widths	450 mm, 600 mm, 800 mm, 1000 mm, 1200 mm, 1600 mm
Depths	450 mm + 600 mm with front, 430 mm + 580 mm without front
Locking options	
Lock with eurocylinder	■
Filing cabinet with central lock and safety interlock	■
Types	
Hinged doors, side-sliding tambours, sliding doors, filing drawers	■
Lockers and wardrobe-style cupboards	■
Flipper cupboards	■
Bridging shelf	■
Stacking cupboards 1-3 FL ¹	□
Planter top box	■
Room divider with metal bookends (minimalist or organic design)	■
■ Standard □ Optional ¹ FL = Filing level	



1



2

1 | ACOUSTICALLY-EFFECTIVE FRONTS

Effectively reduce the noise level

2 | FABRIC SCREEN

The fabric finish optimises office acoustics.

3 | OPEN SHELVING UNITS

Vertical rows of pre-drilled holes allow shelves to be fitted at any level.



3



4



5



6

4 | STURDY METAL SHELVES

Bookends provide the necessary support.

5 | FILE-FRAMES WITH PARALLEL GUIDANCE


Ensure a consistent pull-out action, even in intensive use.

6 | PULL-OUT WARDROBE RAILS

The 450 mm deep cupboard becomes a wardrobe for crease-free hanging.

7 | DIFFERENT DOOR OPTIONS

Elegant front-mounted doors for side tambour / sliding door cupboards. Inset fronts are also available on request.



7



7