

PEDESTAL PERSONAL COMPANION. WHEREVER YOU WORK.

STANDARD PEDESTAL

- + In MFC and veneer with 13 or 25 mm top
- + Width of 430 mm with 8 HU (537 mm) and 9 HU (587 mm) on castors (optional on glides)
- + Static pedestal with 12 HU (737 mm) on glides
- + Depths 600 mm or 800 mm
- + Also available as narrow pedestal in width 330 mm with 9 U (587 mm) available
- + **Optional: Side profile handle left and right**



ECO.S PEDESTAL

- + Mobile attractively priced containers
Width 430 mm with 8 HU (531 mm) and 9 HU (581 mm) on castors (optional on glides)
- + Static pedestals 12 HU (731 mm) on glides.
Depths 600 mm or 800 mm; width 430 mm
- + **Without bottom panel cover**



VARIED POSSIBILITIES



PERSONAL PEDESTAL

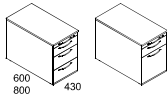
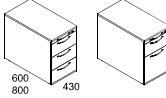
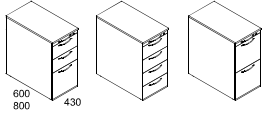
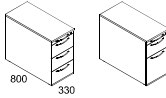
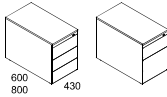
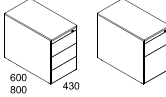
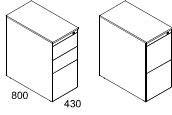
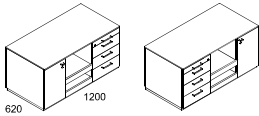
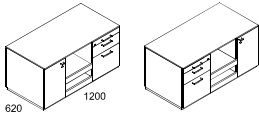
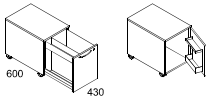

- + **Equipment options:**
 - with hinged door or pull-out drawer
- + For individual use for personal items such as bottles, digital devices, bags, documents, files, valuables
- + Cushion: Loose seat cushion or with Velcro fastening
- + Carcass and front in MFC, top 25 or 13 mm
- + Cylinder lock
- + 8 HU and 9 HU (pull-out drawer), 8 HE (hinged door)
- + Only available on castors



TECHNICAL PEDESTAL

- + Width 1200 mm, depth 620 mm, height 585 mm
- + Equipment such as printers and scanners are safe inside the technical pedestal – or ready for instant use on the pull-out shelf
- + Available with drawers, pull-outs and CPU shelf
- + Only available on glides

OVERVIEW OF ELEMENTS

| | 8HU | 9HU | 12HU |
|--------------------|---|---|---|
| Standard pedestal |  |  |  |
| Narrow pedestal | |  | |
| ECO.S pedestal |  |  |  |
| Technical pedestal | |   | |
| Personal pedestal |  |  | |

CHOICE OF HANDLES



Recessed handle



Round handle




Round handle,
rectangular section

PEDESTAL INFOCARD

1 | VARIABLE INTERNALS

Can be individually organised thanks to practical equipment options



1



1



1



2

2 | SIDE PROFILE HANDLE

Elegant solution for fronts without handles.

3 | RUNNER SYSTEM

With self-closer and damper for closing.



3



3

| Pedestals | Standard | ECO.S | Technical | Personal |
|-----------------------------------|---|--|----------------------------|--|
| Dimensions | | | | |
| Heights | MFC top 13 mm: 8 HU ¹ (525 mm) 9 HU ¹ (575 mm) 12 HU ¹ (725 mm) MFC and veneer top 25 mm: 8 HE ¹ (537 mm) 9 HE ¹ (587 mm) 12 HE ¹ (737 mm) | MFC top 19 mm: 8 HU ¹ (531 mm) 9 HU ¹ (581 mm) 12 HU ¹ (731 mm) | 9 HU ¹ (585 mm) | 8 HU ¹ (525 mm) 9 HU ¹ (575 mm) |
| Widths | 430 mm, 330 mm (narrow pedestal) | 430 mm | 1200 mm | 430 mm |
| Depths | 600 mm, 800 mm, 1000 mm | 600 mm, 800 mm | 620 mm | 600 mm |
| Castor | 8 HU ¹ , 9 HU ¹ | 8 HU ¹ , 9 HU ¹ | - | 8 HU ¹ , 9 HU ¹ |
| Glides | 12 HU ¹ | 12 HU ¹ | 9 HU ¹ | - |
| Handle Types | | | | |
| Bow handle, round section | ■ | ■ | - | ■ |
| D handle, rectangular section | □ | □ | ■ | □ |
| Recessed handle | □ | - | - | - |
| Continuous side-pull handle | □ | □ | - | Door hinge for hinged door left |
| Round handle, rectangular section | □ | - | - | - |
| Flat bar handle | □ | - | - | □ |
| Special Features | | | | |
| Central lock with eurocylinder | ■ | ■ | ■ | ■ |
| Safety interlock | ■ | ■ | ■ | ■ |
| Self-close mechanism | ■ | ■ | ■ | ■ |
| Removable rear panel | - | - | ■ | - |

■ Standard □ Optional ¹HU = Height unit