

TALO.S HEALTHY WORKING HEALTHY LIVING

FABRIC-COVERED DESK SCREEN WITH ORGANISER RAIL

For sturdy mounting of flat screen monitor brackets or shelves
Screen thickness 25 mm

ORGANISER RAIL

For sturdy mounting of flat screen monitor brackets or shelves

MODESTY PANEL, METAL

Retrofittable

"PUSH-TO-OPEN" CABLE COVER

For direct access to data and power

CPU BRACKET, METAL

Can be fitted inside or outside the frame

CABLE DUCT WITH CABLE CHAIN

For vertical wire management of motorised desks

SMOOTH-RUNNING SLIDING TOP

ADAPTER WITH INTEGRAL CABLE MANAGEMENT

For retrofitting a third level

DESKTOP ELECTRICS

With adhesive fastening or clip-on

SPACIOUS CABLE TRAY IN TWO HEIGHTS

PRINTER TRAY

CABLE TRIMS

For vertical wire management of lift and motorised desks

CABLE CHAIN



TALO.S AS A TEAM WORKSTATION

FABRIC-COVERED CENTRAL PANEL

ORGANISER RAIL
For sturdy mounting of flat
screen monitor brackets or
shelves

CABLE CHAIN

SIDE TRIM
Perforated

SIDE TRIM
Non-perforated

CABLE TRAY
Beneath desk top

CENTRAL CABLE TRAY
Beneath desk top

ELECTRICS CUT-OUT
With brush seal and tool-rail to
hold flat screen monitors

CLAMP-ON SIDE PANEL
For visual screening

**SMOOTH-RUNNING
SLIDING TOP**
Free access to
cables from above

HEIGHT ADJUSTMENT OPTIONS





Handwheel
Manual tool-free height
adjustment in increments
from 650 to 850 mm



Motorised
Convenient, infinitely-variable
adjustment from 650 to 1250 mm
or 680 to 1180 mm with
integral collision prevention

TALO.S INFOCARD



FURTHER OPTION:

Hygiene screens

Can also be used / retrofitted on TALO.S

1 | FABRIC-COVERED DESK SCREENS

Provide visual privacy at the workstation with optional railing or tool rail.



2



3



3

2 | CABLE DUCT WITH CABLE CHAIN


Houses vertical electrics for motorised desks.

3 | OPERATING CONSOLE


In two variants for motorised height adjustment.

4 | ELECTRICS CUT-OUT

With brush seal and tool rail to hold flat screen monitors. Also suitable for bench systems.



4



4



5

5 | CABLE TRAY IS HINGED AT BOTH SIDES

On standard desks without sliding top.

6 | CLEAR LACQUER LEG FRAME FINISH

With visible weld points.



6



7

7 | FLEXIBLE CABLE MANAGEMENT

Electrics pass through umbilicals to the central cable tray and down to the floor.

	Single desk	Bench
Height adjustments		
Height-adjustable 650 to 850 mm	<input checked="" type="checkbox"/>	<input checked="" type="checkbox"/>
Electric motor, double telescopic action Adjustable in height: 650 to 1250 mm/680 to 1180 mm	<input type="checkbox"/>	<input type="checkbox"/>
Wire management		
Electrics cut-out with brush seal and tool rail	<input type="checkbox"/>	<input type="checkbox"/>
Cut-outs/adapters	<input type="checkbox"/>	-
Sliding top	<input checked="" type="checkbox"/>	<input checked="" type="checkbox"/>
Clip-down cable tray, opens both sides	<input type="checkbox"/>	-
Cable flap with four-gang socket	<input type="checkbox"/>	-
Accessories		
Railing	<input type="checkbox"/>	-
Desk screens	<input type="checkbox"/>	<input type="checkbox"/>
Fly-by screens	<input type="checkbox"/>	-

■ Standard □ Optional