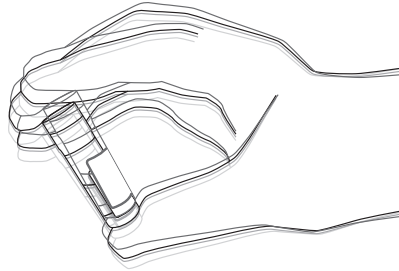


# PARASITE SUSPENSIONS

## ILLUSTRATED INSTRUCTIONS

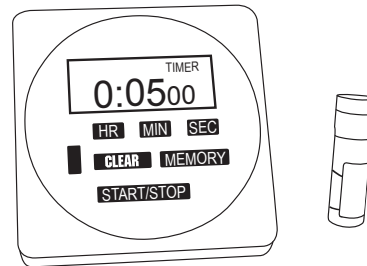
1

Thoroughly mix the suspension by vigorously shaking or vortexing.



2

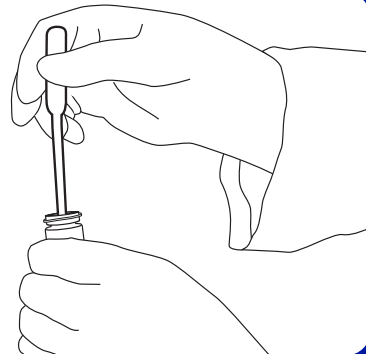
Allow the suspension to settle for 5-10 minutes before use in any testing procedure.



3

Carefully insert a pipette into the bottom of the vial and remove a single drop for testing.

Consult laboratory SOPs, stain, or kit manufacturer instructions for testing procedures.



 **Microbiologics**<sup>®</sup>  
A safer, healthier world.