

# INSTRUCTIONS FOR USE



## ■ Parasite Suspensions in Formalin

### INTENDED USE

Microbiologics Parasite Suspensions support quality assurance programs by serving as quality control challenges containing specific parasitic populations of known characteristics. These samples support formal quality assurance programs by serving as quality control challenges, to document personnel's proficiency when performing procedures and to properly interpret microscopic test results. Microbiologics Parasite Suspensions may also be used for teaching purposes in an educational setting.

### SUMMARY AND EXPLANATION

These types of samples are typically used for educational purposes, or for testing the proficiency of personnel in identifying and testing for particular organisms.

### PRINCIPLES

This product is intended to be used in one or more of the following techniques depending on the characteristics of the organism:

- Immunoassay for the detection of antigens
- Wet mount microscopy to observe morphological characteristics of the organism
- Acid-Fast staining to observe staining and morphological characteristics of the organism

### COMPOSITION

- Parasites (See catalog or website, [www.microbiologics.com](http://www.microbiologics.com), for specific details about each parasite)
- Fecal material
- Formalin solution, neutral buffered, 10%



## **WARNINGS AND PRECAUTIONS** \_\_\_\_\_

**DANGER. Toxic if swallowed. Toxic if inhaled. Potential cancer hazard.**

- For in vitro diagnostic use only.
- For professional use only.
- See the Safety Data Sheet, located on the Microbiologics website, [www.microbiologics.com](http://www.microbiologics.com), for complete precautions and safety instructions.
- Do not handle until all safety precautions have been read and understood.
- Use personal protective equipment as required. Wear protective gloves/protective clothing/eye protection/face protection.
- IF SWALLOWED: Immediately call a POISON CENTER or doctor/physician. Rinse mouth.
- If exposed or concerned: Get medical advice/attention.
- Causes skin irritation. Wash hands thoroughly after handling.
- May cause an allergic skin reaction.
- May cause damage to organs.
- Contaminated work clothing should not be allowed out of the workplace.
- Causes serious eye irritation. IF IN EYES: Rinse cautiously with water for several minutes. Remove contacts, if present and easy to do. Continue rinsing. If eye irritation persists: Get medical advice/attention.
- May cause respiratory irritation. Avoid breathing dust/fume/gas/mist/vapours/spray. Use only outdoors or in a well ventilated area.
- Do not eat, drink or smoke when using this product.
- Though these suspensions contain fixed, non-viable organisms, for the safety of all personnel they should be handled as if they contain biohazard material.
- The laboratory must be equipped to, and have the facilities to receive, process, maintain, store, and dispose of biohazard material.
- All Microbiologics products and packaging are latex free.

## **INSTRUCTIONS FOR MIXING** \_\_\_\_\_

The sample shall be mixed by vigorous shaking by hand, or by vortexing.

## **STORAGE AND EXPIRATION** \_\_\_\_\_

The Parasite Suspensions should be stored at room temperature, but will not be compromised by refrigerated storage. If the Parasite Suspensions have been refrigerated, allow to warm to room temperature before use.

Store in a well ventilated place. Keep container tightly closed. Store locked up. The expiration date of these products is two years from the date of manufacture. The Parasite Suspensions should not be used if:

- They are stored improperly
- The expiration date has passed

Comply with state and local regulations for disposal of this product.

## INSTRUCTIONS FOR USE

These samples can be used for wet mounts, antigen detection, and Acid-Fast staining.

For all procedures:

1. Thoroughly mix the suspension by vigorously shaking or vortexing.
2. Allow the suspension to settle for 5-10 minutes before use in any testing procedure.
3. Carefully insert a pipette into the bottom of the vial and remove a single drop for testing.
4. Consult laboratory SOPs, or stain, or kit manufacturer instructions for testing procedures.

## MATERIAL AND EQUIPMENT REQUIRED BUT NOT PROVIDED

- Timer
- Transfer pipettes
- Any other materials specified by the SOP or kit being used

## QUALITY CONTROL

Consult laboratory SOP or manufacturer instructions for quality control needs.













## LIMITATIONS

This product may not be suitable for use with all kits and procedures. Please see kit manufacturer instructions for sample details. For professional use only.

## MICROBIOLOGICAL STATE

This sample contains fixed, non-viable organisms.

## KEY OF SYMBOLS

 LOT	Batch Code (Lot)		Manufacturer
	Health Hazard		Temperature Limitation
 REF	Catalog Number		Use By
	Attention, see Instructions for Use		Use By
	Refer to Instructions for Use		CE Mark
 IVD	In Vitro Diagnostic Medical Device		Authorized Representative in the European Community

## PRODUCT WARRANTY ---

These products are warranted to meet the specifications and performance printed and illustrated in product inserts, instructions, and supportive literature. The warranty, expressed or implied, is limited when:

1. The procedures employed in the laboratory are contrary to printed and illustrated directions and instructions.
2. The products are employed for applications other than the intended use cited in product inserts, instructions, and supportive literature.

## REFERENCES ---

1. Ash, L.R., and Orihel, T.C. Atlas of Human Parasitology- 2nd Ed. (American Society of Clinical Pathologists, 1984)
2. Garcia, L.S. A Practical Guide to Diagnostic Parasitology (ASM Press, 2009)

## WEBSITE ---

Visit our website for current technical information and product availability.

[www.microbiologics.com](http://www.microbiologics.com)

## ACKNOWLEDGEMENTS ---



Microbiologics, Inc.  
200 Cooper Avenue North  
St. Cloud, MN 56303 USA

### **Customer Service**

Tel. 320-253-1640  
U.S. Toll Free 800-599-BUGS (2847)  
Email: [info@microbiologics.com](mailto:info@microbiologics.com)

### **Technical Support**

Tel. 320-229-7045  
U.S. Toll Free 866-286-6691  
Email: [techsupport@microbiologics.com](mailto:techsupport@microbiologics.com)  
[www.microbiologics.com](http://www.microbiologics.com)



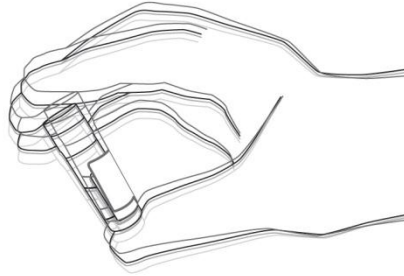
MediMark® Europe  
11, rue Emile Zola B.P. 2332  
38033 Grenoble Cedex 2, France  
Tel. 33 (0)4 76 86 43 22  
Fax. 33 (0)4 76 17 19 82  
Email: [info@medimark-europe.com](mailto:info@medimark-europe.com)

# PARASITE SUSPENSIONS

## ILLUSTRATED INSTRUCTIONS

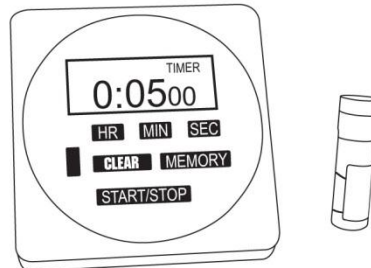
1

Thoroughly mix the suspension by vigorously shaking or vortexing.



2

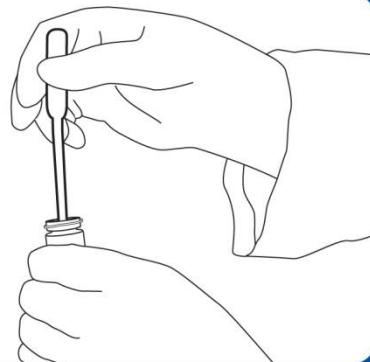
Allow the suspension to settle for 5-10 minutes before use in any testing procedure.



3

Carefully insert a pipette into the bottom of the vial and remove a single drop for testing.

Consult laboratory SOPs, stain, or kit manufacturer instructions for testing procedures.



 **Microbiologics®**  
A safer, healthier world.