

STEPS





Our broad range of caravan and motorcaravan steps are available in steel, aluminum and hi-tech polymer with manual and power configuration options to suit every need. We offer single, double and triple entry steps for caravans and motorcaravans.

ALANERA

Slide-out step | Electric

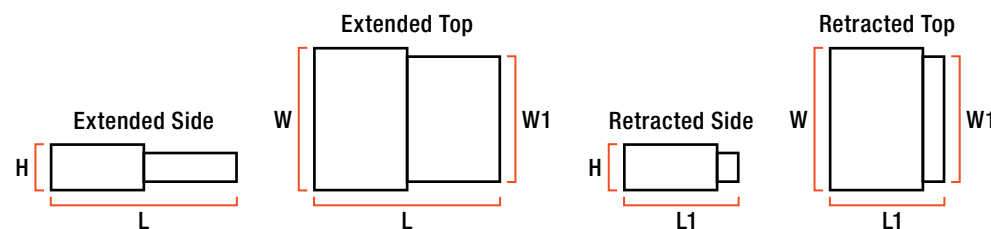
- High-power 12V motor
- Automatic slide-out motion for a safe, comfortable, unobtrusive step
- Lightweight yet durable construction with high-tech, injection molded polymer
- Weatherproof and tested for the outdoors
- Integrated motor sensor for 'open step' warning
- Integrated thermal breaker in case of excessive strain
- Includes manual, quick-release emergency system
- Anti-slip finish for safe entry and exit
- Side wings help integrate the step with the vehicle and can support a person's weight
- Automotive-quality finish for lasting resilience to the elements
- Easy to clean – simply spray off with a hose
- Installation wiring cables included with electric models
- Installation kits available for: Fiat Ducato, Citroen Jumper, Peugeot Boxer and Ford Transit



Sleek, modern design to complement modern caravans and motorcaravans



Unique drain channels and anti-slip finish help keep the tread clean in any weather



Part #	Includes	↕ H	↕ W	↕ W1	↕ L	↕ L1	🛒	🛒	⚡
2021136174	Step and lateral wings (installation kits sold separately)	85 mm	562 mm	550 mm	692 mm	445 mm	5,9 kg	200 kg	2,5 A

INNOLIGHT V6

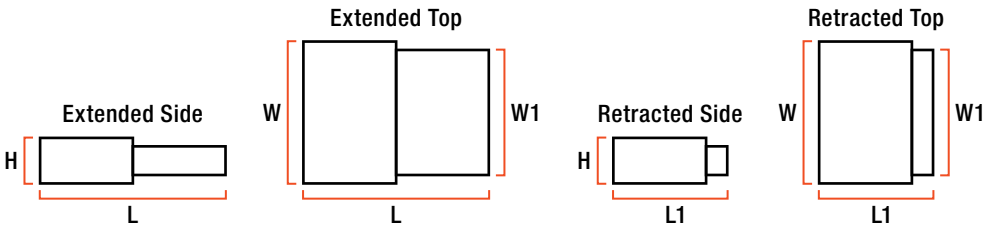
NEW

Slide-out step | Electric

- High-power 12V motor
- 'C' aluminum profile guides reduce weight and increase efficiency during installation and performance
- Ergonomic footboard and side cover design
- Front covers available to integrate the step with the vehicle
- Lightweight yet durable mixed plastic, steel and aluminum construction
- Weatherproof and tested for the outdoors
- Integrated motor sensor for 'open step' warning
- Integrated thermal breaker in case of excessive strain
- Includes manual, quick-release emergency system
- Anti-slip tape for safe entry and exit
- Galvanized and epoxy finishes for strong corrosion protection
- Sturdy, one body anodized aluminum footboard for lasting corrosion resistance and noise reduction
- Installation wiring cables included with electric models
- Installation kits available for Fiat Ducato, Citroen Jumper, Peugeot Boxer, Ford Transit and Volkswagen Crafter



STEPS



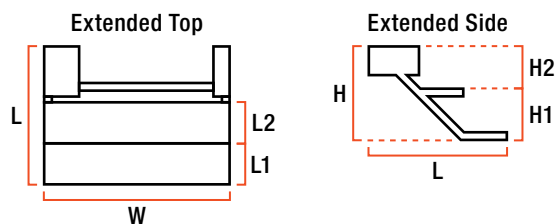
Part #	↕ H	↕ W	↕ W1	↕ L	↕ L1	📦	📦	⚡
2023038712	82,3 mm	572 mm	550 mm	690 mm	433 mm	7,8 kg	200 kg	17 A

J-SERIES

Fold-out step | Electric

NEW

- Two-step configuration for easy, ergonomic access
- High-power 12V motor
- J-series features increased step riser
- Anti-slip EPDM rubber for safe entry and exit
- Steel frame with lightweight aluminum board for stability in all conditions
- Sturdy, anodized aluminum footboard for lasting corrosion resistance
- Galvanized and painted finishes for strong corrosion protection
- Multifunction electronic control unit for total control of all step functions
- Waterproof connectors and sensors
- Includes manual, quick-release emergency system
- Motor protection system in case of excessive stress



Part #	↕ H	↕ H1	↕ H2	↕ W	↕ L	↕ L1	↕ L2	🛒	🛒	⚡
2023038711	450 mm	127 mm	228 mm	610 mm	915 mm	203 mm	255 mm	58 kg	200 kg	5 A

L-SERIES

Slide-out step | Electric or manual

- Designed for RV applications with low-profile chassis
- High-power 12V motor
- Two-step configuration for easy, ergonomic access
- Anti-slip EPDM rubber for safe entry and exit
- Steel frame with lightweight aluminum board for stability in all conditions
- Sturdy, anodized aluminum footboard for lasting corrosion resistance
- Galvanized and painted finishes for strong corrosion protection
- Weatherproof and tested for the outdoors
- Sensor integrated in the motor cover for 'open step' warning
- Left or right motor option to accommodate either side of the RV
- Integrated thermal breaker in case of excessive strain
- Includes manual, quick-release emergency system
- Installation wiring cables included with electric models



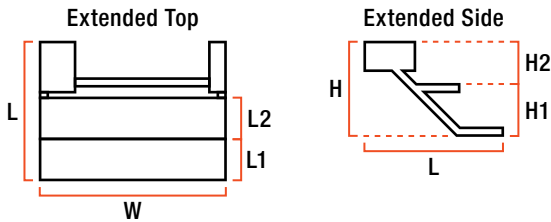
STEPS



Anti-slip rubber for safe entry and exit



Emergency manual release system



Part #	↕ H	↕ H1	↕ H2	↕ W	↕ L	↕ L1	↕ L2	📦	📦	↻
Electric Models										
2021104096	362 mm	200 mm	162 mm	610 mm	762 mm	200 mm	200 mm	11 kg	200 kg	2,5 A
2021104046	362 mm	200 mm	162 mm	660 mm	762 mm	200 mm	200 mm	12 kg	200 kg	2,5 A
Manual Models										
2021104089	362 mm	200 mm	162 mm	610 mm	730 mm	200 mm	200 mm	9 kg	200 kg	2,5 A

R-SERIES

Fold-out step | Electric or manual

- Designed for RV applications with standard chassis heights
- High-power 12V motor
- Steel frame with lightweight aluminum board for stability in all conditions
- Sturdy, anodized aluminum footboard for lasting corrosion resistance
- Galvanized and epoxy finishes for strong corrosion protection
- Anti-shock clutch protects motor and gearbox while step is in motion
- Sensor integrated in the motor cover for 'open step' warning
- Left or right motor option to accommodate either side of the RV
- Integrated thermal breaker in case of excessive strain
- Includes patented, manual, quick-release emergency system
- Installation wiring cables included with electric models



Electric model



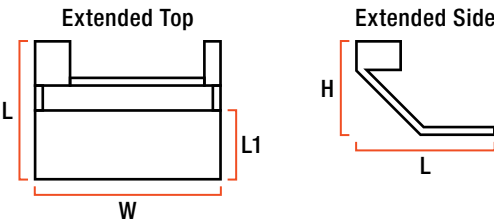
Manual model



Weatherproof and tested for the outdoors



Anti-slip rubber for safe entry and exit



Part #	H	W	L	L1			
Electric Models							
2021104077	229 mm	482 mm	507 mm	200 mm	5,3 kg	200 kg	2,5 A
2021104053	229 mm	522 mm	507 mm	200 mm	5,6 kg	200 kg	2,5 A
2021104111	229 mm	596 mm	507 mm	200 mm	5,9 kg	200 kg	2,5 A
2021104031	229 mm	717 mm	507 mm	200 mm	6,1 kg	200 kg	2,5 A
Manual Models							
2021104106	229 mm	350 mm	507 mm	200 mm	3,7 kg	200 kg	--
2021104103	229 mm	482 mm	507 mm	200 mm	4,0 kg	200 kg	--
2021104081	229 mm	522 mm	507 mm	200 mm	4,2 kg	200 kg	--

S-SERIES

Fold-out step | Electric

- Designed for RV applications with low-profile chassis
- High-power 12V motor
- Anti-shock clutch protects motor and gearbox while step is in motion
- Anti-slip EPDM rubber for safe entry and exit
- Steel frame with lightweight aluminum board for stability in all conditions
- Sturdy, anodized aluminum footboard for lasting corrosion resistance
- Galvanized and epoxy finishes for strong corrosion protection
- Weatherproof and tested for the outdoors
- Integrated motor sensor for 'open step' warning
- Left or right motor option to accommodate either side of the RV
- Integrated thermal breaker in case of excessive strain
- Includes patented, manual, quick-release emergency system
- Installation wiring cables included with electric models



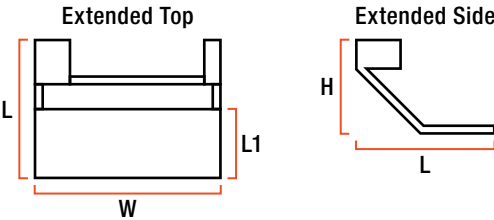
STEPS



Weatherproof IP33 protection, tested for the outdoors



Anti-slip rubber for safe entry and exit



Part #	↗ H	↗ W	↗ L	↗ L1	📦	📦	⚡
2021104085	144 mm	435 mm	564 mm	200 mm	5,5 kg	200 kg	2,5 A
2021104070	144 mm	498 mm	564 mm	200 mm	6,0 kg	200 kg	2,5 A



T-SERIES

Fold-out step | Electric or manual

- Designed for caravan applications
- High-power 12V motor
- Anti-shock clutch protects motor and gearbox while step is in motion
- Steel frame with lightweight aluminum board for stability in all conditions
- Sturdy, anodized aluminum footboard for lasting corrosion resistance
- Galvanized and epoxy finishes for strong corrosion protection
- Sensor integrated in the motor cover for 'open step' warning
- Left or right motor option to accommodate either side of the RV
- Integrated thermal breaker in case of excessive strain
- Includes patented, manual, quick-release emergency system
- Installation wiring cables included with electric models



Weatherproof and tested for the outdoors



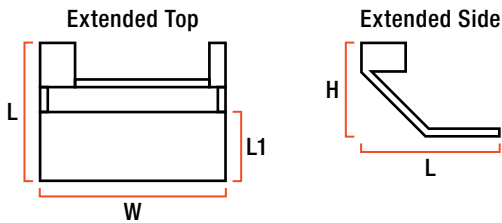
Anti-slip EPDM rubber for safe entry and exit



Electric model



Manual model



Part #	↕ H	↕ W	↕ L	↕ L1	📦	📦	⚡
Electric Models							
2021104063	210 mm	482 mm	486 mm	200 mm	5,5 kg	200 kg	2,5 A
2021104038	210 mm	517 mm	486 mm	200 mm	5,8 kg	200 kg	2,5 A
2021104078	210 mm	596 mm	486 mm	200 mm	5,9 kg	200 kg	2,5 A
2021104112	210 mm	717 mm	486 mm	200 mm	6,2 kg	200 kg	2,5 A
Manual Models							
2021104088	210 mm	350 mm	486 mm	200 mm	3,6 kg	200 kg	--
2021104095	210 mm	482 mm	486 mm	200 mm	4,0 kg	200 kg	--
2021104045	210 mm	517 mm	486 mm	200 mm	4,1 kg	200 kg	--
2021104064	210 mm	717 mm	486 mm	200 mm	4,7 kg	200 kg	--

U-SERIES & U2-SERIES

Fold-out step | Electric

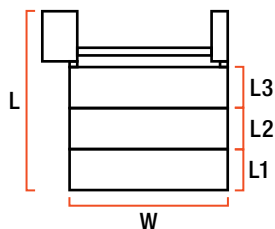
- Three-step configuration for easy, ergonomic access
- High-power 12V motor
- Anti-slip EPDM rubber for safe entry and exit
- Sturdy, anodized aluminum footboard for lasting corrosion resistance
- Galvanized and painted finishes for strong corrosion protection
- Multifunction electronic control unit for total control of all step functions
- Automatically closes when engine starts
- Warning light for 'open step' sensor
- Left or right motor option to accommodate either side of the RV (U-Series only)
- Includes manual, quick-release emergency system
- Motor protection system in case of excessive stress



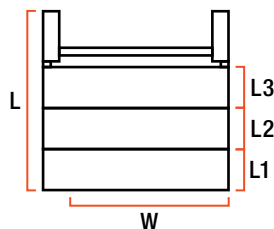
U-Series

U2-Series

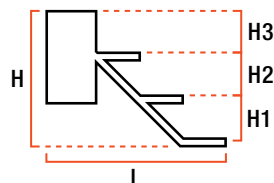
Extended Top (U-Series)



Extended Top (U2-Series)



Extended Side




Part #	Motor	↕ H	↕ H1	↕ H2	↕ H3	↕ W	↕ L	↕ L1	↕ L2	↕ L3	📦	📦	⚡
U-Series Electric Steps													
2021104042	On right side	627 mm	223 mm	222 mm	182 mm	550 mm	1.154 mm	200 mm	200 mm	200 mm	29 kg	200 kg	5 A
2021104067	On left side	627 mm	223 mm	222 mm	182 mm	550 mm	1.154 mm	200 mm	200 mm	200 mm	29 kg	200 kg	5 A
2021104035	On right side	627 mm	223 mm	222 mm	182 mm	645 mm	1.154 mm	200 mm	200 mm	200 mm	33 kg	200 kg	5 A
2021104023	On left side	627 mm	223 mm	222 mm	182 mm	645 mm	1.154 mm	200 mm	200 mm	200 mm	33 kg	200 kg	5 A
U2-Series Electric Step													
2021104054	--	656 mm	240 mm	240 mm	140 mm	640 mm	1.245 mm	200 mm	200 mm	200 mm	72,9 kg	200 kg	5 A

X-SERIES & Z-SERIES

Fold-out step | Electric

- Two-step configuration for easy, ergonomic access
- High-power 12V motor
- X-series features increased step riser
- Anti-slip EPDM rubber for safe entry and exit
- Steel frame with lightweight aluminum board for stability in all conditions
- Sturdy, anodized aluminum footboard for lasting corrosion resistance
- Galvanized and painted finishes for strong corrosion protection
- Multifunction electronic control unit for total control of all step functions
- Automatically closes when engine starts
- Warning light for 'open step' sensor
- Left or right motor option to accommodate either side of the RV
- Includes manual, quick-release emergency system
- Motor protection system in case of excessive stress



Part #	↕ H	↕ H1	↕ H2	↕ W	↕ L	↕ L1	↕ L2	📦	📦	⤵
X-Series Electric Steps										
2021104091	374 mm	242 mm	132 mm	454 mm	795 mm	200 mm	200 mm	15,6 kg	200 kg	3 A
2021104041	374 mm	242 mm	132 mm	454 mm	795 mm	200 mm	200 mm	15,6 kg	200 kg	3 A
2021104092	374 mm	242 mm	132 mm	664 mm	795 mm	200 mm	200 mm	19,3 kg	200 kg	3 A
2021104059	374 mm	242 mm	132 mm	664 mm	795 mm	200 mm	200 mm	19,3 kg	200 kg	3 A
Z-Series Electric Steps										
2021104057	394 mm	228 mm	166 mm	492 mm	782 mm	200 mm	200 mm	16,9 kg	200 kg	3 A
2021104071	394 mm	228 mm	166 mm	492 mm	782 mm	200 mm	200 mm	16,9 kg	200 kg	3 A
2021104086	394 mm	228 mm	166 mm	550 mm	782 mm	200 mm	200 mm	17,4 kg	200 kg	3 A
2021104090	394 mm	228 mm	166 mm	550 mm	782 mm	200 mm	200 mm	17,4 kg	200 kg	3 A
2021104097	394 mm	228 mm	166 mm	645 mm	782 mm	200 mm	200 mm	18,4 kg	200 kg	3 A
2021104040	394 mm	228 mm	166 mm	645 mm	782 mm	200 mm	200 mm	18,4 kg	200 kg	3 A
2021104047	446 mm	275 mm	171 mm	492 mm	966 mm	200 mm	200 mm	19,5 kg	200 kg	3 A
2021104058	446 mm	275 mm	171 mm	492 mm	966 mm	200 mm	200 mm	19,5 kg	200 kg	3 A
2021104072	446 mm	275 mm	171 mm	550 mm	966 mm	200 mm	200 mm	20,2 kg	200 kg	3 A
2021104087	446 mm	275 mm	171 mm	550 mm	966 mm	200 mm	200 mm	20,2 kg	200 kg	3 A

STEP ACCESSORIES



2021104025

Relè

- Makes system completely automatic with the opening or closing of the door
- Compatible with all Lippert electric steps



2021104055



2021104094

Switch and Switch cover

- Rocker switch to open or close electric fold-out steps
- Compatible with all Lippert electric steps
- Cover provides a clean, finished look on the #2021104055 switch (cover sold separately)



2021104044

Closy

- Enables automatic storing of electric steps when starting the vehicle's engine
- Prevents steps from opening while driving
- Compatible with Alanera and Innolight steps



2022003626



2022110289

Elektra.Plus control units

- Reduced size and integrated light timer
- See table for step compatibility



Elektra control unit

- Available in bundle with Relè, see below
- Compatible with all Lippert electric steps

Part #	Description	Compatibility
2021104025	RELÈ	All Lippert electric steps
2021104055	SWITCH	All Lippert electric steps
2021104094	SWITCH COVER	Open / close switch
2021104044	CLOSY	Alanera and Innolight steps

Part #	Description	Compatibility
2022003626	ELEKTRA.PLUS control unit	Alanera and Innolight steps
2022110289	ELEKTRA.PLUS control unit	Lippert R-, S-, T- and L-series steps
Varies by step model	ELEKTRA control unit	All Lippert electric steps

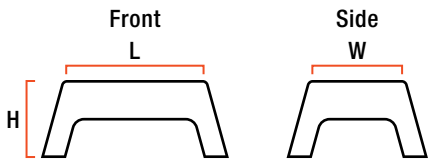
SPOT

Heavy-duty step stool

- Commonly used in caravans
- Tough plastic construction
- Grated top surface keeps step clear of debris
- Colors customizable on request according to quantities



2021104068

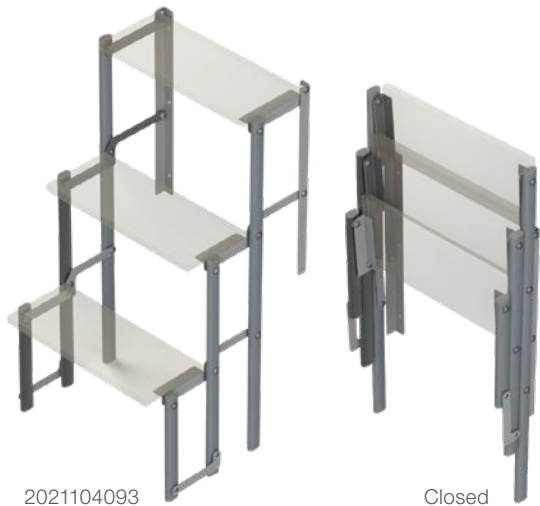


Part #	↕ H	↕ W	↕ L	📦	📦
2021104068	250 mm	350 mm	470 mm	2,6 kg	150 kg
2021104024	220 mm	260 mm	410 mm	1,0 kg	150 kg
2021104036	230 mm	280 mm	460 mm	1,4 kg	150 kg

VIRGOLA

Foldable step

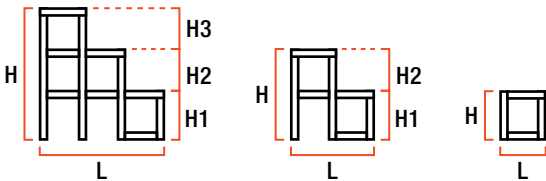
- Extra-wide, step-like rungs for maximum comfort
- Lightweight, aluminum legs and durable steel construction
- Steel steps for enhanced strength
- Foldable, hinging design allows for compact storage
- Makes it easy to get in and out of bunk beds
- Stepping surfaces are not included



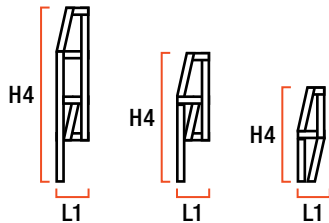
2021104093

Closed

Side (open)



Side (closed)



Part #	Steps	H*	H1*	H2*	H3*	H4*	L	L1	📦	📦
2022110819	1	215	--	--	--	466	214	78	3,4	100
2021104043	2	500	225	257	--	710	464	104	4,7	100
2021104093	3	900	285	297	299	1.075	454	138	6,0	100
2021104020	3 wide	900	285	297	299	1.115	574	146	6,3	100

* Does not include step thickness. Step sold separately. All dimensions are in mm and weights in .