



MOON SUPPORT TABLE LEGS

Give your table the strong support it needs with the Moon support table leg. The Moon offers an easy-to-use, lightweight construction with a durable and stylish design.



STRONG, VERSATILE AND RELIABLE FOR THE PERFECT FIT

Stylish design



Oval tube profile with plastic insert for a stylish accent

Durable construction



Extruded, anodized aluminum to be strong and lightweight

Compact option



Center-fold design for compact table as-needed storage

Moon 1

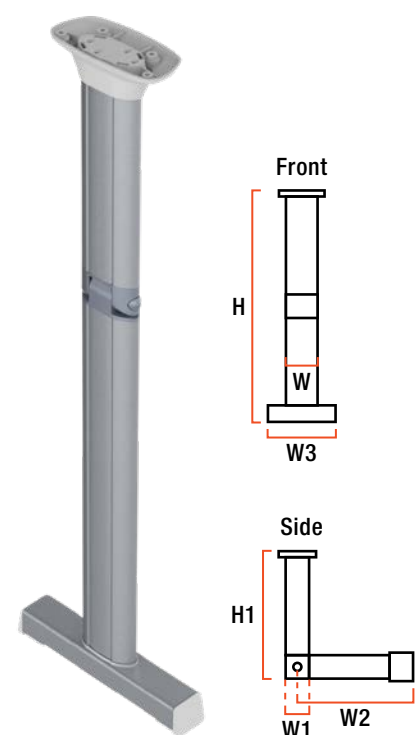
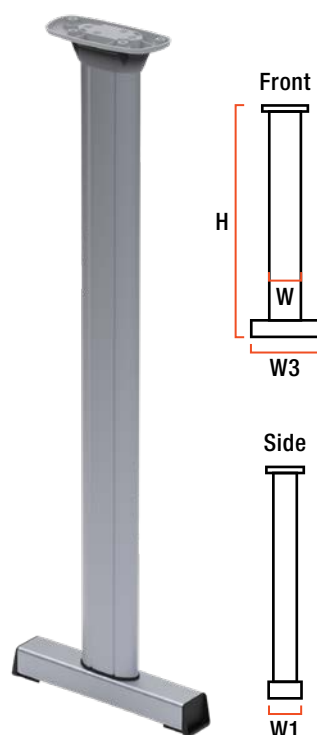
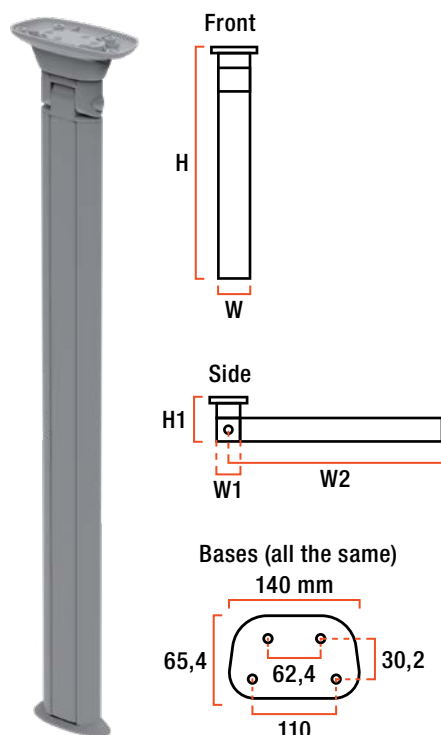
- Folding design for compact storage
- Extruded, anodized aluminum to be strong and lightweight
- Oval tube profile with plastic insert
- Aluminum hinge and top plate
- Customizable hinge position

Moon 2

- Non-folding design with bottom foot for increased stability
- Extruded, anodized aluminum to be strong and lightweight
- Oval tube profile with plastic insert

Moon 3

- Extruded, anodized aluminum to be strong and lightweight
- Oval tube profile with plastic insert
- Aluminum hinge and top plate
- Bottom foot for increased stability
- Customizable hinge position



Version	Foot Style	↕ H	↕ H1	↕ W	↕ W1	↕ W2	↕ W3	↕ Foot Size
1	Simple	750 mm	75 mm	72 mm	29 mm	690 mm	--	97 mm x 40 mm
2	Simple	750 mm	--	72 mm	29 mm	--	235 mm	235 mm x 40 mm
3	Simple	750 mm	275 mm	72 mm	29 mm	490 mm	235 mm	235 mm x 40 mm