

Big Umbrella Festival

The Unexpected Gift

Barrowland Ballet

at Lincoln Center

Relaxed Performance Visual Guide



Show times:

- Friday, April 10 at 11:00 am & 2:00 pm
- Saturday, April 11 at 11:00 am & 2:00 pm
- Sunday, April 12 at 11:00 am & 2:00 pm
- Friday, April 17 at 11:00 am & 2:00 pm
- Saturday, April 18 at 11:00 am & 2:00 pm

- Sunday, April 19 at 11:00 am & 2:00 pm

Where: Clark Studio Theater (Rose Building, 7th Floor)

Address: 165 W 65th St, New York, NY 10023

How long: Approximately 40 minutes

Recommended age: Ages 7+

This visual guide helps you know what to expect when you come to **The Unexpected Gift** at Lincoln Center.

What is the Big Umbrella Festival?



Big Umbrella Festival is a multi-week series of performances, workshops, and interactive experiences designed with and for the neurodiverse community.

From **April 10–26 2026**, the festival welcomes audiences of all ages to experience dance, theater, music, comedy, visual art, and outdoor installations in **welcoming and accessible** ways.

For more performances and events, visit lincolncenter.org/BigUmbrella

Table of Contents

Big Umbrella Festival	1
What is the Big Umbrella Festival?	3
Performance Guide	5
What is a Relaxed Performance?.....	5
About This Performance.....	7
Sensory Guide.....	8
Barrowland Ballet Visual Story	9
Before the Performance (for Adults and Caregivers)	22
Venue Guide	24
Getting to Lincoln Center/ Rose Building	24
When You Arrive	28
On the 7th Floor	30
Preparing to Enter	34
Before the Show – What You Can Do.....	37
Access Services & Accommodations	40
Feedback.....	42

Performance Guide

What is a Relaxed Performance?

At Lincoln Center, we believe the arts are for all.

Relaxed Performances are open to everyone, and especially welcoming to people with autism, sensory or communication disabilities, or learning disabilities.

The performance itself stays the same. We make small changes to the theater's social and sensory environment and expectations, so the space feels more comfortable and flexible.

Relaxed Performances can also be helpful for neurodivergent people, families with young children, and anyone who finds traditional theater rules do not work for their needs.

At this performance:

- You can **enter and leave** the theater during the show, if you need to.
- You can **move, make sound, and respond** to the performance in your own way.
- We ask everyone to help create a **no “shushing” zone**.
- The **house lights are kept on at a low level** so the space is never completely dark.

- If there are **bright lights, loud sounds, or surprising sensory moments**, we describe them in this visual guide. Please keep reading below.
- We share key reminders in the pre-show announcement.
- A **Chill Out Space with sensory support materials** is available if you need a break—you can return when you're ready.
- **Noise-reducing headphones** and **fidgets** will be available to borrow.
- Staff are trained in inclusive and accessible practice.

For more relaxed performances, visit lincolncenter.org/relaxed.

About This Performance

What is **The Unexpected Gift** about?



The Unexpected Gift is a dance-theater performance about making friends through play.

Three performers use ordinary objects—wrapping paper, cardboard boxes, and ribbons—to create games, characters, music, and dancing.

You may be invited to join in at a few moments (for example: opening a small gift box, making rhythms with boxes, or dancing). Near the end, confetti falls gently into the space.

A description from Barrowland Ballet: “This is a story about making friends through play.”

Sensory Guide

If you need support with sensory moments, you can borrow noise-reducing headphones and fidgets in the lobby or take a break in the Chill Out Space.

Here are some sensory moments you can plan for:



Sound

- The sound varies between quiet and loud.
- The performers sometimes create rhythms by tapping or drumming on cardboard boxes.
- There will be music, words and songs, including a short section in Portuguese.



Light & Visuals

- The stage is well-lit. The audience's seating area has low light.
- Confetti gently falls near the end of the performance.
- You may see large props or costume pieces made from everyday materials (like cardboard boxes and wrapping paper).



Movement

- The performers run, jump, spin, and dance.
- They may move close to you.
- You may also see colorful crepe paper thrown into the air.



Emotional Content

- The show includes joy, playfulness, and adventure.



Audience Participation

- You may be invited to tap boxes to make rhythms, help build a den with boxes, try an echo box, play with bell boxes, or dance in the confetti.

It is your choice to participate or stay seated and watch.

Barrowland Ballet Visual Story


On the next few pages, you will find a detailed visual story created by Barrowland Ballet.

The Experience

The Unexpected Gift is a story about making friends through play.

Using ordinary objects, the wrapping paper, cardboard boxes, and ribbons, usually thrown away, become magical as the friends play.

When you walk in you'll see a pile of gifts.



You will be welcomed and encouraged to sit on chairs or mats on the floor.

**You can sit or stand-
whichever you like best.**

Feel free to move about.

The lights will be low where you sit and bright on the stage to allow you to see the performance better.



The show has dancing, music, words and songs.

The music can sometimes get quite lively and rhythmic.

**The Unexpected Gift starts with friends,
Bryn and Rander.**



Bryn



Rander



**They'll offer you a Gift box while singing in
Portuguese.**

**You can open it.
It's a small gift for you.**

A women called Joanne joins them on stage.



Joanne





**Together they all jump, spin, play
and dance with the long ribbon.**



**Colourful crepe paper will be thrown
into the air to be shared with you.**

They play with the wrapping paper and use their imagination to create different characters.



Kings and Queens



Big, bumpy body parts

Hungry Monsters

They create music with the objects.



Boxes are banged to create beats.

You can use your gift boxes to join in too.



They make houses and dens.

They pretend to be animals.



A bird



A lizard



A monkey



You will be invited to dance with a ribbon.



**When you see these creatures it's tidy up time.
You can help tidy up too.**

They find a magic box that can create an echo.



**You can try it too.
If you tap it or use your voice it will echo.**



**They discover the sound of bells in the boxes.
They use these to sing a song about the stars and moon.**



They dance together. You can dance too.



As they dance, confetti falls gently into the space.

The performers will bow. The performance has finished.



It's time to play.



There is a final song to dance and play all together.

Finally, the performers will say goodbye.

It is finished.

Before the Performance (for Adults and Caregivers)

Tell Us What We Should Know

If your child has sensitivities or triggers, you can tell us when you arrive.

Seating and Movement

You may sit in a chair or on mats on the floor. Some children may move into the performance space right away. That is okay.

Freedom to Explore

It is okay to wander, stand, or leave and return during the show. Adults should step in only if safety is a concern.

Joining In

When children are offered objects to play with, that is a clear invitation to come into the performance space and interact with the performers.

Near the end, there is a gentle dance. Children may dance with the performers or with their accompanying adult. This is always optional.

Noise and Expression are Welcome

It is okay to make noise or move your body during the performance.

To help everyone enjoy the show, please avoid adult conversation during the performance unless it is needed for safety.

After the Show

You can enjoy playing with the confetti and leave at your own pace.

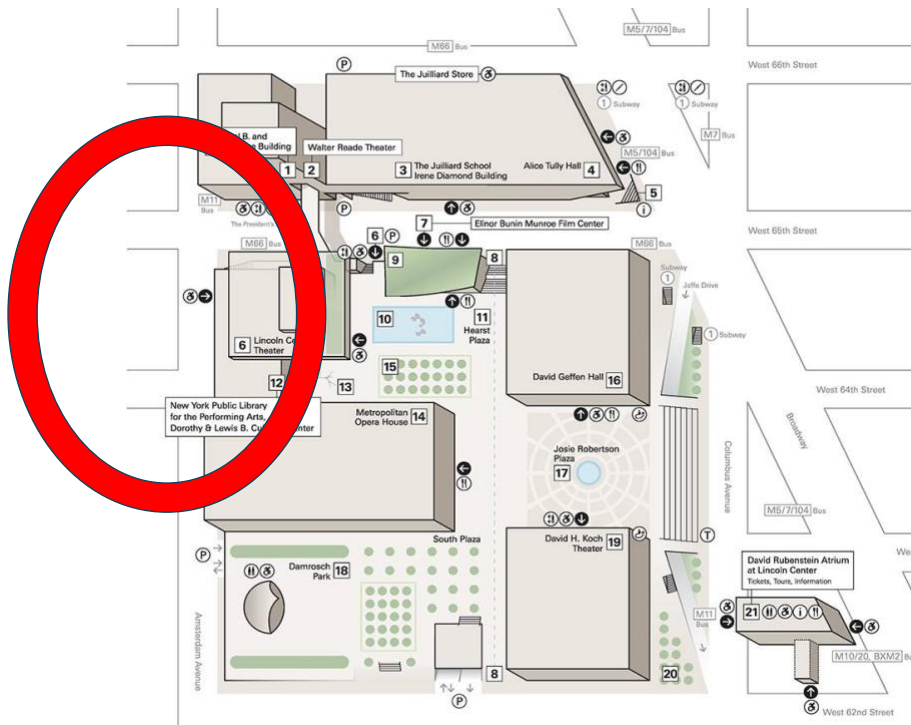
Parents and caregivers are invited to watch this welcome video from the Barrowland Ballet team: [The Unexpected Gift – Parent and Caregiver Briefing Notes](#)

Venue Guide

Getting to Lincoln Center/ Rose Building

Address: Clark Studio Theater is on the **7th Floor** of the **Samuel B. & David Rose Building, 165 W 65th Street**, New York, NY.

It is next to the Walter Reade Theater and the Irene Diamond Building of The Juilliard School and across the street from Lincoln Center Theater and the Elinor Bunin Monroe Film Center.



By Subway

You can take **1 train** to **66 St–Lincoln Center** (with shorter distance)

You can also take **A / B / C / D / 1 trains** to **59 St–Columbus Circle** (with slightly longer distance)

Both subway stations are accessible via the elevator.



By Bus

You can take: **M5, M7, M10, M11, M20, M66, M104**. (within one block)

Access-A-Ride / Pick-up & Drop-off

Access-A-Ride drop-off and pick-up is at: **165 W 65th Street** (north side of the street, near Amsterdam Avenue).

Parking at Lincoln Center

Lincoln Center partners with Metropolis.

If you can, register before you arrive. You can add your payment information and license plate number on your phone (through this [link to the Metropolis website](#) or the Metropolis app.)

Or, when you arrive, scan a QR code in the garage to sign up.

When you enter, cameras scan your license plate. When you exit, payment is processed automatically.

Daily and monthly reservations are available to book online.



The 62nd Street entrance (between Columbus Ave and Amsterdam Ave) is best for southbound and westbound traffic. The entrance is mid-block on the north side of the street. It is open 24/7.

The Amsterdam Ave entrance (just past 62nd Street, near 63rd St) is best for northbound traffic. The entrance: about 100 feet on the right past 62nd St. It is open 6:00 am–midnight, daily.

Designated accessible spaces are in the Blue Section of the Plaza Garage. The recommended entrance is at 62nd Street for accessible parking.

Entering the building


You can reach the entrance of the Rose Building by **elevator, stairs, or escalator.**



The street-level elevator entrance is near the northeast corner of 65th St & Amsterdam Ave.



The stairs say “**Rose**” on the steps. It is in the middle block on West 65th Street, facing towards Columbus Avenue.



The escalators are next to the elevator.

When You Arrive



Once you come up from the street, you will see the **entrance** into the Rose Building.

Security Check



When you walk into the Rose Building, you will go through a **security check**.

You may need to wait in a short line.

Box Office

The box office table is just past the Security checkpoint.

If you need to **pick up tickets**, the Box Office staff can help you.

If you have questions, you can always ask the staff.

Go Up to the 7th Floor (Clark Studio Theater)

A staff member can help you find the **elevator** to the **7th floor**.

When you arrive on the 7th floor, you can take your time in the lobby.



On the 7th Floor

Other events may be happening nearby. When you arrive on the 7th floor, you may see other Big Umbrella Festival activities and audiences in the lobby at the same time.

Big Umbrella Festival Visual Art Stations



Lincoln Center Teaching Artists will host an interactive visual art-making station all day from **April 17-19**.

You can join in, take your time, or simply watch.

The activity is inspired by the 2026 Big Umbrella Festival poster artwork by Rayed Mohamed.

Interactive Feedback Station

If you would like to share how you feel before the show, you can choose any of these options:

- **Cast a Vote:** Choose a response and drop a ball into a box.
- **Quick paper survey:** Fill out a very short paper questionnaire.
- **Postcards:** Write a note on a postcard and drop it into the mailbox.

Food & Drink

If you have a snack or beverage with you, you can enjoy it in the lobby.

There is no place to buy food or drink on the 7th Floor of the Rose Building. If you would like to buy coffee or a light snack, you can visit the café area at David Geffen Hall.

David Geffen Hall is on the Lincoln Center campus, near Josie Robertson Plaza (outdoor plaza with fountain). Ask any staff member if you would like help finding the café area.

Restrooms


There are gendered **men's and women's restrooms** in the hallway across from the performance space.



Each restroom has an **infant changing table** and **one accessible stall**.

We welcome you to use the restroom that best aligns with your gender identity or expression.

Use the Chill Out Space



The Chill Out Space is on the 7th Floor, at the end of the hallway near the restrooms.



You can take a break and return when you're ready.

There will be no sound playing in the chill out space.



There are noise-reducing headphones, earplugs, fidgets and more sensory tools to borrow.

You can always ask staff for help at anytime.

Preparing to Enter

We recommend arriving at the Rose Building 30 minutes before the show begins. About 15 minutes before the show begins, you will gather in the lobby to meet the artists and introduce yourself before going into the theater.

Seating

The **Clark Studio Theater** is a black box theater. For this show, you can choose to sit on:

- **Riser seating:** Chairs further back from the performance space on elevated risers.
- A **carpet area** on the floor directly in front of the performance space.
- You can sit anywhere with an open seat or on the carpet.
- Accessible seating is available. If you need an accessible seat, an aisle seat, or help find a seat that works for you, please ask a staff member wearing red shirts to assist.
- Accessible seating locations and companion seats are marked with bands on the chairs.

The Performance Space

The performance space includes a pile of gifts and cardboard boxes.

At the start of the show, this area is mainly for the performers.

Please begin in the audience seating area.

If a performer offers you an object or invites you to join them, that is a clear invitation to step into the performance space and participate.

If you are not sure, you can always ask a Guest Experience Representative.

Who You'll Meet

During your visit, you may see:

Guest Experience staff wearing red shirts and khaki pants, with a black name badge on their chest.

They can help you with:

- Finding the theater, restrooms, or the Chill Out Space
- Finding a seat that works for you (including accessible seating)
- Borrowing sensory tools (headphones, fidgets, etc.)
- Taking a break and returning to your seat

Security staff wearing a dark blue uniform.



Before the Show – What You Can Do

- We recommend arriving at the Clark Studio Theater about 30 minutes before the show starts to have time to settle and use the bathroom.
- About 15 minutes before the show begins, you will gather with the artists and introduce yourself. You will learn more about what to expect and will be guided into the theater.
- If you arrive earlier than 30 minutes before the show, you can explore some public spaces on campus.

Mi Casa, Your Casa 2.0 (free installation on campus)



What Is This?

- This is a free interactive public art installation inspired by lively street markets, and built around the feeling of “home sweet home”: welcome, comfort, and community.

- You'll see a series of three-dimensional red frames shaped like small houses (casas).
- You may notice a white glow: when a casa is empty, it glows to invite you in; when someone is inside, the light becomes brighter gradually.

What Can You Do?

- Look from the outside, or step inside a casa.
- If you want to, you can gently try the swing inside.
- Move at your own pace, and leave at any time.

Where & When:

- Josie Robertson Plaza (outdoor plaza with fountain): April 10–14 and April 23–26, 2026
- Hearst Plaza (outdoor plaza with reflecting pool): April 15–22, 2026
- Free, no tickets required.

Welcome Center at David Geffen Hall



A place to get information about programs, ask questions, book tickets, or get a coffee or light snack.

Hearst Plaza



An outdoor area with green space and seating where you can sit, relax, or have a quiet moment before the performance.

Staff can help you find these spaces if you are not sure where they are.

Access Services & Accommodations

At Lincoln Center, we offer several access services that may be helpful during your visit:

Accessible Routes and Seating

The venue is on an accessible route, has elevators, and designated wheelchair and companion seating.



Assistive Listening

FM assistive listening devices with headsets and neck loops are available for all performances.

You are also welcome to bring your own standard-jack headphones.



Instant American Sign Language Interpretation

Convo Access, a free instant ASL interpretation service, is available on personal devices by scanning QR codes on Guest Experience Representative lanyards.

Chill Out Space

A Chill Out Space is available at 7th floor at the end of the hallway, near bathrooms.



Sensory Tools

We offer noise-reducing headphones, earplugs, and small fidgets. You can borrow them from staff.

Instant American Sign Language Interpretation

Convo Access, a free instant ASL interpretation service, is available on personal devices by scanning QR codes on Guest Experience Representative lanyards.

Access Concierge Service

You can request 1:1 support from our Access Reps. To learn more or schedule this service in advance, contact: **212-875-5456** or questexperience@lincolncenter.org.



You can always ask any staff member if you would like help finding these services.

To request additional accommodations or to share access requests in advance, please contact the Access team at access@lincolncenter.org or 212.875.5375.

Feedback

If you would like to share feedback about your experience, you can:

- Scan the QR code
- Fill out the survey at <https://forms.office.com/r/EESB5719dC>
- Talk with a staff member if you would like help sharing feedback.

Your comments help us improve future Relaxed Performances and visual guides.

