

Big Umbrella Festival

Box of Wonders Workshop

at Lincoln Center

Event Visual Guide



Event times: Saturday, April 18 at 12:00pm & 1:30pm & 4:30pm

Where: Kaplan Penthouse (Rose Building, 10th Floor)

Address: 165 W 65th St, New York, NY 10023

How Long: Approximately 1 hour

This visual guide helps you know what to expect when you come to the **Box of Wonders Workshop** at Lincoln Center.

What is the Big Umbrella Festival?



Big Umbrella Festival is a multi-week series of performances, workshops, and interactive experiences designed with and for the neurodiverse community.

From **April 10–26, 2026**, the festival welcomes audiences of all ages to experience dance, theater, music, comedy, visual art, and outdoor installations in **welcoming and accessible** ways.

For more performances and events, visit

lincolncenter.org/BigUmbrella

Table of Contents

Big Umbrella Festival	1
What is the Big Umbrella Festival?	2
Workshop Guide	4
What is a Relaxed Event?	4
About This Workshop	6
Sensory Guide.....	7
Venue Guide	9
Getting to Lincoln Center/ Rose Building	9
On The 10th Floor	14
The Workshop Space	17
Before Workshop – What You Can Do.....	19
Access Services & Accommodations.....	23
Feedback	25

Workshop Guide

What is a Relaxed Event?

At Lincoln Center, we believe the arts are for all.

Relaxed events are open to everyone, and especially welcoming to people with autism, sensory or communication disabilities, or learning disabilities.

This workshop is flexible and welcoming. We make small changes to the event's social and sensory environment and expectations, so the space feels more comfortable and flexible.

Relaxed events can also be helpful for neurodivergent people, families with young children, and anyone who finds traditional event rules do not work for their needs.

At this event:

- You can **enter and leave** the room if you need to.
- You can **move, make sound, and participate** in your own way.
- We ask everyone to help create a **no “shushing” zone**.
- The lights stay on. The space is not dark.

- **A Chill Out Space with sensory support materials** is available if you need a break—you can return when you're ready.
- **Noise-reducing headphones and fidgets** will be available to borrow.
- Staff are trained in inclusive and accessible practice.

For more relaxed and events performances, visit lincolncenter.org/relaxed.

About This Workshop



Box of Wonders Workshop is an interactive visual art and movement workshop led by Lincoln Center Teaching Artists.

Participants can transform an ordinary box into a magical diorama.

Using multisensory objects and art-making tools, participants create their own space that represents the warmth and comfort of home.

The workshop is participatory, and you can join in at your own pace.

Sensory Guide

If you need support with sensory moments, you can borrow noise-reducing headphones and fidgets or take a break in the Chill Out Space.

Here are some sensory moments you can plan for:

Sound

- The sound in the room will be conversational. People participating in the workshop might be loud in moments, especially if it is busy. You may hear people talking and gentle instructions from teaching artists.

Light

- The lights stay on all the time and there will be daylight coming through the windows.
- There will be projections showing the visual schedule for the workshop.

Movement

- This workshop is participatory. You may see people walking around.

- You may sit, stand, and move around the room as you work.



Emotional content

- This workshop may feel joyful, calm, adventurous, and connected to family, identity, or belonging.



Audience participation

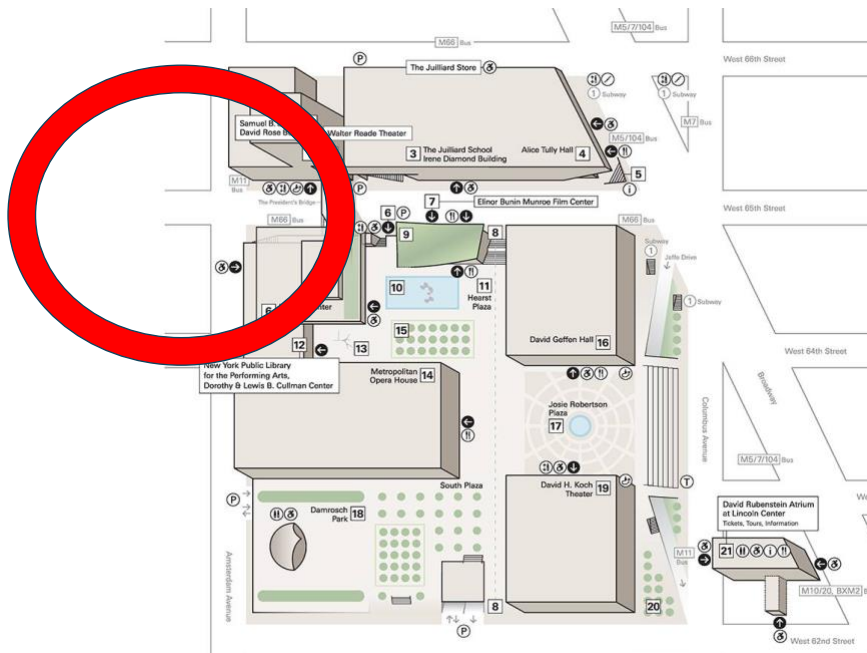
- Teaching Artists directly interact with participants throughout the workshop experience.
- You can participate in your own way: observe, join in, take breaks, or step out at any time.

Venue Guide

Getting to Lincoln Center/ Rose Building

Address: Kaplan Penthouse is on the 10th floor of the **Samuel B. & David Rose Building, 165 W 65th Street**, New York, NY.

It is next to the Walter Reade Theater and the Irene Diamond Building of The Juilliard School and across the street from Lincoln Center Theater and the Elinor Bunin Monroe Film Center.



By Subway

You can take **1 train** to **66 St–Lincoln Center** (with shorter distance)

You can also take **A / B / C / D / 1 trains** to **59 St–Columbus Circle** (with slightly longer distance)

Both subway stations are accessible via the elevator.



By Bus

You can take: **M5, M7, M10, M11, M20, M66, M104**. (within one block)

Access-A-Ride / Pick-up & Drop-off

Access-A-Ride drop-off and pick-up is at: **165 W 65th Street** (north side of the street, near Amsterdam Avenue).

Parking at Lincoln Center

Lincoln Center partners with Metropolis.

If you can, register before you arrive. You can add your payment information and license plate number on your phone (through this [link to the Metropolis website](#) or the Metropolis app.)

Or, when you arrive, scan a QR code in the garage to sign up.

When you enter, cameras scan your license plate. When you exit, payment is processed automatically.

Daily and monthly reservations are available to book online.



The 62nd Street entrance (between Columbus Ave and Amsterdam Ave) is best for southbound and westbound traffic. The entrance is mid-block on the north side of the street. It is open 24/7.

The Amsterdam Ave entrance (just past 62nd Street, near 63rd St) is best for northbound traffic. The entrance: about 100 feet on the right past 62nd St. It is open 6:00 am–midnight, daily.

Designated accessible spaces are in the Blue Section of the Plaza Garage. The recommended entrance is at 62nd Street for accessible parking.

Entering the building


You can reach the entrance of the Rose Building by **elevator, stairs, or escalator.**



The **street-level elevator entrance** is near the **northeast corner of 65th St & Amsterdam Ave.**



The stairs say “**Rose**” on the steps. It is in the middle block on West 65th Street, facing towards Columbus Avenue.




The escalators are next to the elevator.

When You Arrive



Once you come up from the street, you will see the **entrance** into the Rose Building.

Security Check



When you walk into the Rose Building, you will go through a **security check**.

You may need to wait in a short line.

Go Up To The 10th Floor (Kaplan Penthouse)

A staff member can help you find the **elevator** to the **10th floor**.

When you arrive on the 10th floor, you can take your time in the small lobby. You can enter the Kaplan Penthouse when you are ready.

On The 10th Floor

Interactive Feedback Station

If you would like to share how you feel before the workshop, you can choose any of these options:

- **Quick Paper Survey:** Fill out a very short paper questionnaire.
- **Postcards:** Write a note on a postcard and drop it into the mailbox.

Food & Drink

If you have a snack or beverage with you, you can enjoy it in the lobby.

There is no place to buy food or drink on the 10th Floor of the Rose Building. If you would like to buy coffee or a light snack, you can visit the café area at David Geffen Hall.

David Geffen Hall is on the Lincoln Center campus, near Josie Robertson Plaza (outdoor plaza with fountain). Ask any staff member if you would like help finding the café area.

Restrooms


There are gendered **men's and women's restrooms** to the right of the Kaplan Penthouse.




Each restroom has **one accessible stall**.

We welcome you to use the restroom that best aligns with your gender identity or expression.

The Workshop Space



The workshop takes place in a room where participants can work at tables with materials and art-making tools.



You may see boxes, paper, craft materials, and other multisensory objects used for making a small diorama.

Who You'll Meet

During your visit, you may see:

Guest Experience staff wearing red shirts and khaki pants, with a black name badge on their chest.

They can help you with:

- Finding the workshop space, restrooms, or the Chill Out Space
- Finding a seat that works for you.
- Borrowing sensory tools (headphones, fidgets, etc.)
- Taking a break and returning to the workshop.

Security staff wearing a dark blue uniform.

Teaching Artists leading the workshop



Before Workshop – What You Can Do

We recommend arriving about 15 minutes before your workshop time.

Once the room is open, you can enter the space, take a moment to look around, and choose a seat.

If you arrive earlier than 15 minutes before the workshop, you can explore some public spaces on campus:

Big Umbrella Festival Visual Art Stations



Lincoln Center Teaching Artists will host an interactive visual art-making station all day on the 7th Floor of the Rose Building from **April 17-19**.

You can join in, take your time, or simply watch.

The activity is inspired by the 2026 Big Umbrella Festival poster artwork by Rayed Mohamed.

Mi Casa, Your Casa 2.0 (free installation on campus)



What Is This?

- This is a free interactive public art installation inspired by lively street markets, and built around the feeling of “home sweet home”: welcome, comfort, and community.
- You’ll see a series of three-dimensional red frames shaped like small houses (casas).
- You may notice a white glow: when a casa is empty, it glows to invite you in; when someone is inside, the light becomes brighter gradually.

What Can You Do?

- Look from the outside, or step inside a casa.
- If you want to, you can gently try the swing inside.

-
- Move at your own pace, and leave at any time.

Where & When:

- Josie Robertson Plaza (outdoor plaza with fountain): April 10–14 and April 23–26
- Hearst Plaza (outdoor plaza with reflecting pool): April 15–22
- Free, no tickets required.

Welcome Center at David Geffen Hall



A place to get information about programs, ask questions, book tickets, or get a coffee or light snack.

Hearst Plaza



An outdoor area with green space and seating where you can sit, relax, or have a quiet moment before the performance.

Staff can help you find these spaces if you are not sure where they are.

Access Services & Accommodations

At Lincoln Center, we offer several access services that may be helpful during your visit:

Accessible Routes and Seating

The venue is on an accessible route, has elevators, and designated wheelchair and companion seating.



Assistive Listening

FM assistive listening devices with headsets and neck loops are available for all performances.

You are also welcome to bring your own standard-jack headphones.



Instant American Sign Language Interpretation

Convo Access, a free instant ASL interpretation service, is available on personal devices by scanning QR codes on Guest Experience Representative lanyards.

Chill Out Space

A Chill Out Space is available on the 10th Floor of the Rose Building.



Sensory tools

We offer noise-reducing headphones, earplugs, and small fidgets. You can borrow them from staff.

Access Concierge Service

You can request 1:1 support from our Access Reps. To learn more or schedule this service in advance, contact: **212-875-5456** or guestexperience@lincolncenter.org.



You can always ask any staff member if you would like help finding these services.

To request additional accommodations or to share access requests in advance, please contact the Access team at access@lincolncenter.org or 212.875.5375.

Feedback

If you would like to share feedback about your experience, you can:

- Scan the QR code
- Fill out the survey at <https://forms.office.com/r/EESB5719dC>
- Talk with a staff member if you would like help sharing feedback.

Your comments help us improve future Relaxed Performances and visual guides.

Visual Guide Feedback – Relaxed
Performance at Lincoln Center

