



24,000 BTU/H SLIM DUCTED HEAT PUMP SYSTEM

SUBMITTAL COVER SHEET

PROJECT NAME _____

LOCATION _____




ARCHITECT _____

ENGINEER _____

CONTRACTOR _____

REFERENCE _____

SUBMITTED BY _____ DATE _____

Indoor Unit (IDU): DRAD24F1A	Outdoor Unit (ODU): DRA1U24S1A	Wired Thermostat
		

CAPACITIES		
Cooling Capacity (BTU/hr)	Rated ¹	24000
	Minimum	11000
	Maximum	24400
Heating Capacity (BTU/hr)	Rated ²	24400
	Minimum	10200
	Maximum	29400

EFFICIENCY DATA	
SEER	21.5
EER	12.5
HSPF	11.0

OUTDOOR TEMPERATURE OPERATION	
Cooling	-13 °F - 122 °F (-25 °C - 50 °C)
Heating	-13 °F - 86 °F (-25 °C - 30 °C)

ELECTRICAL DATA	
Voltage/Phase/Frequency	208-230V, 1 Phase, 60 Hz
Voltage Range	187-253V
Recommended Breaker (Amps)	25
Minimum Circuit Ampacity (Amps)	18
Minimum Wire Size	16 AWG
Rated Current - Cooling (Amps) ¹	8.8
Rated Current - Heating (Amps) ²	9.3

PRODUCT FEATURES

- Wired Thermostat Included
- Variable Speed Inverter Compressor
- Auto Restart
- Auto Changeover
- 24-hour Timer

¹ Measured at 95 °F.
² Measured at 47 °F.





24,000 BTU/H SLIM DUCTED HEAT PUMP SYSTEM

SPECIFICATIONS

SYSTEM DATA	
Refrigerant Type	R-410A
Refrigerant Charge (oz.)	82.9
Oil Type	Ester Oil VG74
Oil Charge (oz.)	22.7 (670 ml)
Design Pressure (PSIG)	550/340

LINE SET REQUIREMENTS	
Connection Type	Flare
Liquid	Ø3/8" (Ø9.52mm)
Gas	Ø5/8" (Ø16mm)
Pre-Charge Length	25'
Minimum Length	10'
Maximum Length	164'
Maximum Height Differential	82'
Additional Refrigerant (oz./ft)	0.32

FAN DATA		
Static Pressure (in wg)	0-0.64	
Indoor Unit Air Flow (CFM)	Low	435
	Medium	694
	High	776
Moisture Removal (Pints/hr)	3.59	
Drain Port O.D. / Drain Hose I.D.	Ø1" (Ø25mm)	

SOUND PRESSURE (dB(A))		
Indoor Unit	Low	38
	Medium	41
	High	44
Outdoor Unit	61	

INDOOR UNIT DIMENSIONS		
Unit Dimensions	Width	43 5/16"
	Depth	30 1/2"
	Height	9 13/16"
Carton Dimensions	Width	51 3/8"
	Depth	31 11/16"
	Height	13"
Net Weight	90.4 lbs.	
Gross Weight	105.8 lbs.	

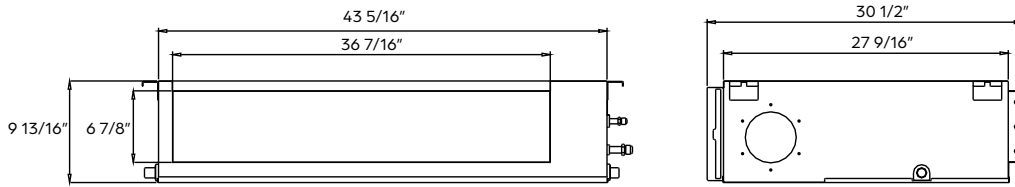
OUTDOOR UNIT DIMENSIONS		
Unit Dimensions	Width	37 1/4"
	Depth	16 1/8"
	Height	31 7/8"
Carton Dimensions	Width	42 15/16"
	Depth	19 11/16"
	Height	34 13/16"
Net Weight	141.1 lbs.	
Gross Weight	152.1 lbs.	



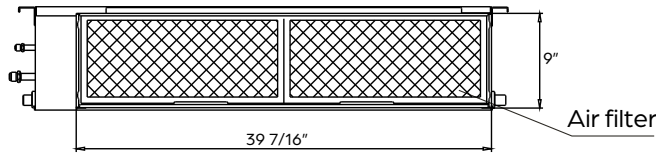
24,000 BTU/H SLIM DUCTED HEAT PUMP SYSTEM

IDU DIMENSIONS - DRAD24F1A

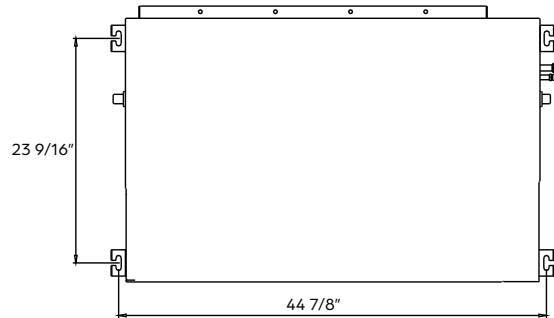
Unit and air outlet dimensions



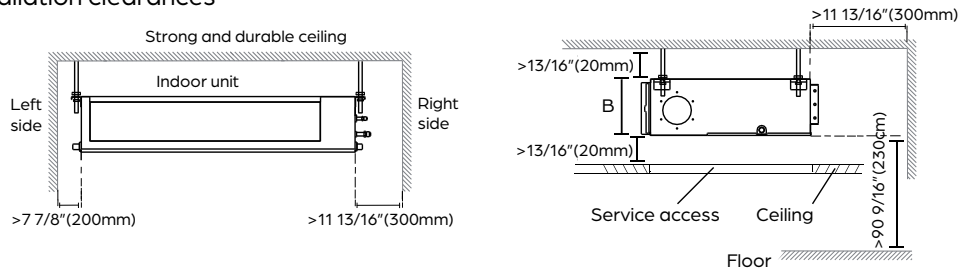
Air inlet dimensions



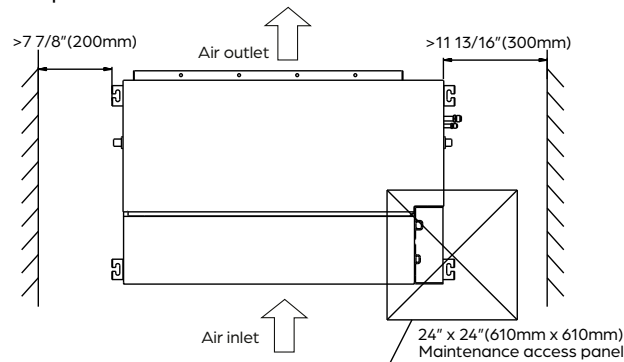
Mounting dimensions for ceiling bolts



Installation clearances



Maintenance access panel



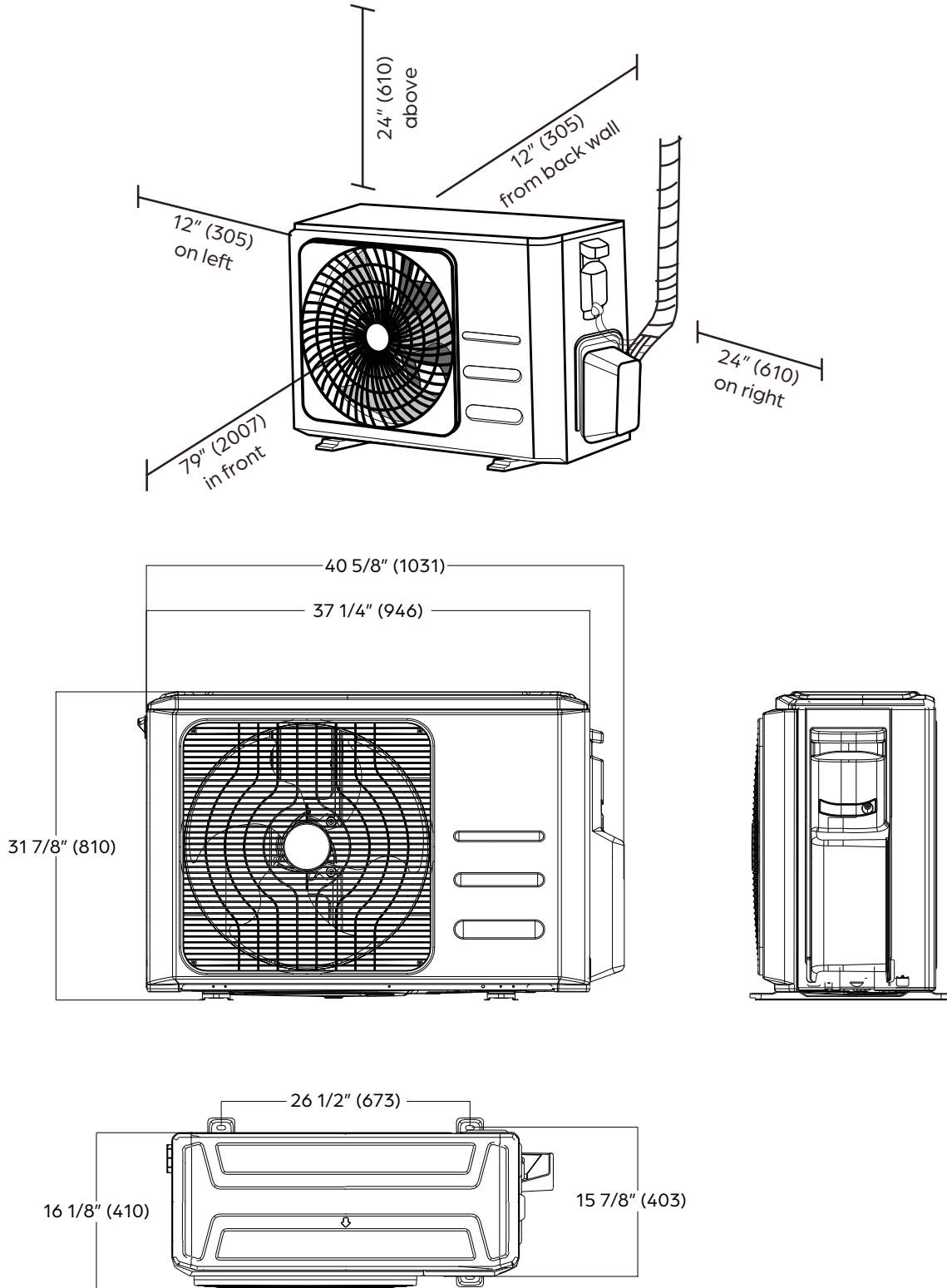
NOTE

For horizontal installation only.



24,000 BTU/H SLIM DUCTED HEAT PUMP SYSTEM

ODU DIMENSIONS - DRA1U24S1A



NOTE

Illustrations in this document are for explanatory purposes. The actual shape of your mini-split equipment may vary slightly.