



24,000 BTU/H CEILING CASSETTE HEAT PUMP SYSTEM

SUBMITTAL COVER SHEET

PROJECT NAME _____

LOCATION _____





ARCHITECT _____

ENGINEER _____

CONTRACTOR _____

REFERENCE _____

SUBMITTED BY _____ DATE _____

| Indoor Unit (IDU): DRAC24F1A | Panel: DRACPANB1A* | Outdoor Unit (ODU): DRA1U24S1A | Wireless Remote Control |
|---|---|--|---|
|  |  |  |  |

| CAPACITIES | | |
|---------------------------|--------------------|-------|
| Cooling Capacity (BTU/hr) | Rated ¹ | 24000 |
| | Minimum | 7300 |
| | Maximum | 24200 |
| Heating Capacity (BTU/hr) | Rated ² | 24400 |
| | Minimum | 7100 |
| | Maximum | 29000 |

| EFFICIENCY DATA | |
|-----------------|------|
| SEER | 20.0 |
| EER | 12.5 |
| HSPF | 10.5 |

PRODUCT FEATURES

- Wireless Remote Control with "Follow Me" Technology
- Variable Speed Inverter Compressor
- Auto Restart
- Auto Changeover
- 24-hour Timer
- Self Clean Function

*Panel sold separately

| OUTDOOR TEMPERATURE OPERATION | |
|-------------------------------|-------------------------------------|
| Cooling | -13 °F - 122 °F (-25 °C - 50 °C) |
| Heating | -13 °F - 86 °F (-25 °C - 30 °C) |

| ELECTRICAL DATA | |
|---|--------------------------|
| Voltage/Phase/Frequency | 208-230V, 1 Phase, 60 Hz |
| Voltage Range | 187-253V |
| Recommended Breaker (Amps) | 25 |
| Minimum Circuit Ampacity (Amps) | 18 |
| Minimum Wire Size | 16 AWG |
| Rated Current - Cooling (Amps) ¹ | 8.79 |
| Rated Current - Heating (Amps) ² | 10.18 |

¹Measured at 95 °F.

²Measured at 47 °F.





24,000 BTU/H CEILING CASSETTE HEAT PUMP SYSTEM

SPECIFICATIONS

| SYSTEM DATA | |
|--------------------------|----------------|
| Refrigerant Type | R-410A |
| Refrigerant Charge (oz.) | 82.9 |
| Oil Type | Ester Oil VG74 |
| Oil Charge (oz.) | 22.7 (670 ml) |
| Design Pressure (PSIG) | 550/340 |

| LINE SET REQUIREMENTS | |
|---------------------------------|-----------------|
| Connection Type | Flare |
| Liquid | Ø3/8" (Ø9.52mm) |
| Gas | Ø5/8" (Ø16mm) |
| Pre-Charge Length | 25' |
| Minimum Length | 10' |
| Maximum Length | 164' |
| Maximum Height Differential | 82' |
| Additional Refrigerant (oz./ft) | 0.32 |

| FAN DATA | | |
|-----------------------------------|-------------|-----|
| Indoor Unit Air Flow (CFM) | Low | 625 |
| | Medium | 761 |
| | High | 878 |
| Moisture Removal (Pints/hr) | 3.76 | |
| Drain Port O.D. / Drain Hose I.D. | Ø1" (Ø25mm) | |

| SOUND PRESSURE (dB(A)) | | |
|------------------------|--------|----|
| Indoor Unit | Low | 43 |
| | Medium | 47 |
| | High | 51 |
| Outdoor Unit | 61 | |

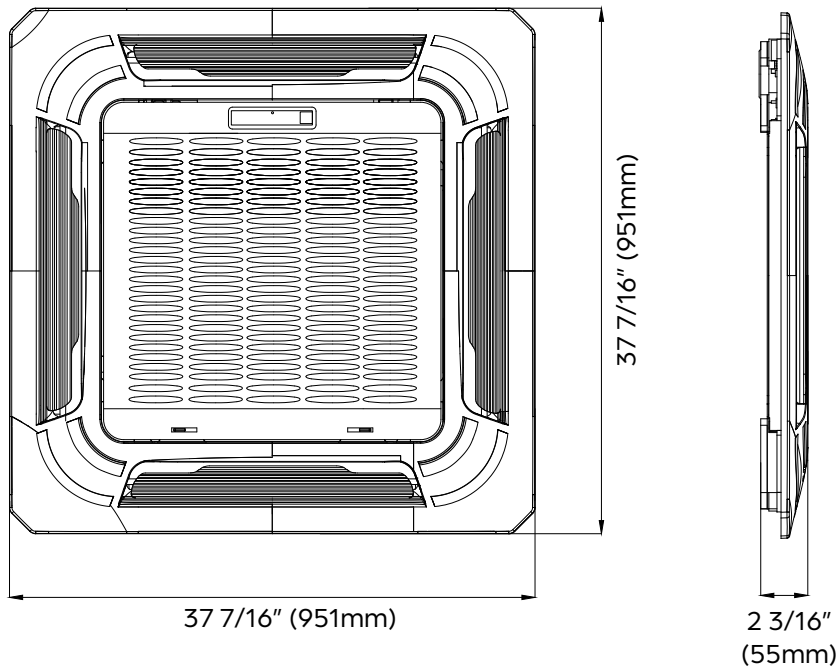
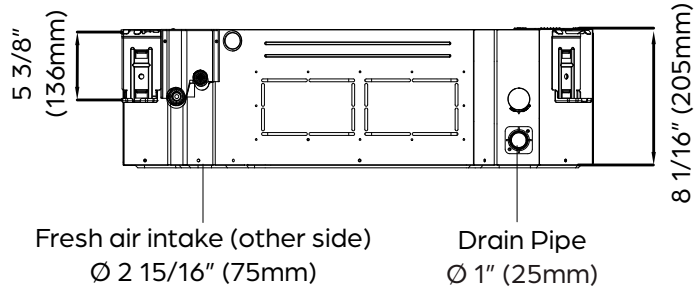
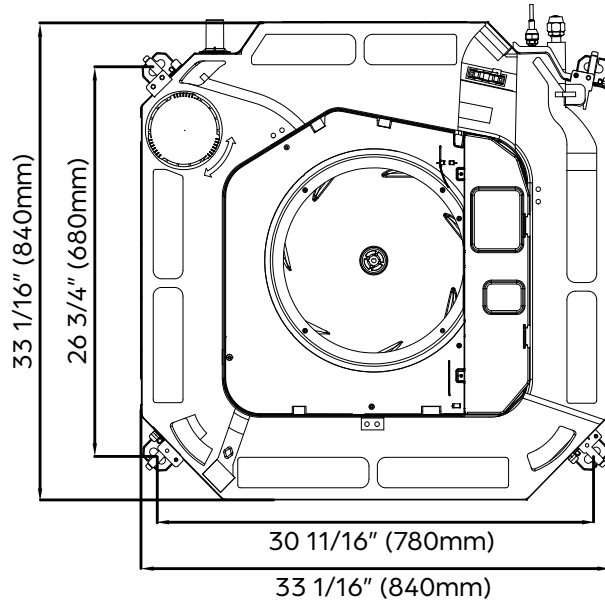
| INDOOR UNIT DIMENSIONS | | |
|------------------------|-----------|----------|
| Unit Dimensions | Width | 33 1/16" |
| | Depth | 33 1/16" |
| | Height | 8 1/16" |
| Carton Dimensions | Width | 35 7/16" |
| | Depth | 35 7/16" |
| | Height | 8 7/8" |
| Net Weight | 46.3 lbs. | |
| Gross Weight | 54.2 lbs. | |

| OUTDOOR UNIT DIMENSIONS | | |
|-------------------------|------------|-----------|
| Unit Dimensions | Width | 37 1/4" |
| | Depth | 16 1/8" |
| | Height | 31 7/8" |
| Carton Dimensions | Width | 42 15/16" |
| | Depth | 19 11/16" |
| | Height | 34 13/16" |
| Net Weight | 141.1 lbs. | |
| Gross Weight | 152.1 lbs. | |



24,000 BTU/H CEILING CASSETTE HEAT PUMP SYSTEM


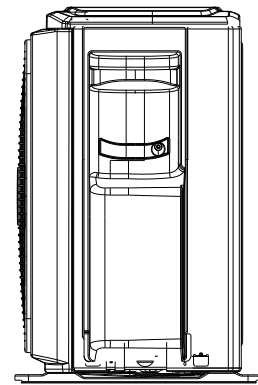
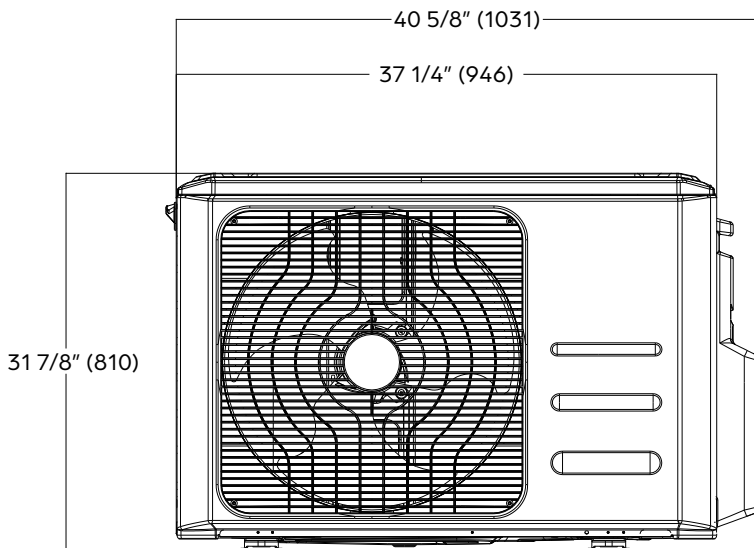
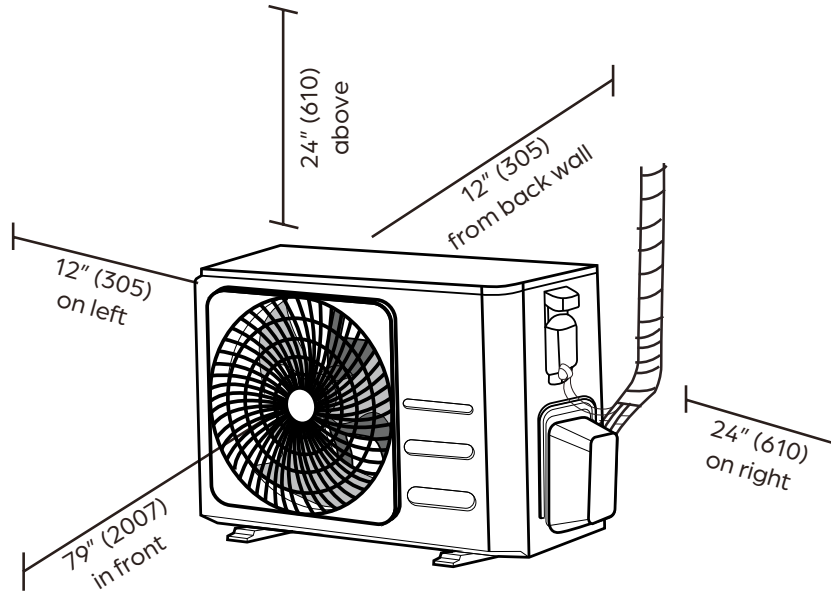
IDU DIMENSIONS - DRAC24F1A





24,000 BTU/H CEILING CASSETTE HEAT PUMP SYSTEM

ODU DIMENSIONS - DRA1U24S1A



NOTE

Illustrations in this document are for explanatory purposes. The actual shape of your mini-split equipment may vary slightly.