

SPECIFICATION SHEET

WINE REFRIGERATOR

L3015UI1WPR – 15 Inch Single Zone Undercounter Wine Refrigerator, Panel Ready



FEATURES

- The soft-close Everglide™ shelves and Everglide® hinges help dampen vibration and ensure a smooth cooling and storage experience.
- Fully adjustable shelves move up and down vertical tracking to allow for a wide range of heights.
- Best-in-class cabinet lighting runs the entire interior length of three sides with versatile LED color options: blue, white and amber.
- Commercial grade 304 stainless steel interior and exterior cabinet
- Climate Zone® precision cooling drives air evenly throughout the interior, preventing unwanted hotspots
- Low-E, double-pane glass door with a layer of argon gas to maximize energy efficiency and deter harmful UV rays
- Energy Star rated

ADDITIONAL FEATURES:

- Includes five (5) full extension wine shelves, plus one (1) shallow bottom shelf to fully utilize interior space
- The integrated door lock, door ajar alarm and temperature alarm provide an added layer of security.
- Vibration-dampening wire shelves with stainless steel decorative fronts are both stylish and functional.
- Zero-clearance door hinges allow for a seamless installation with adjacent cabinetry.
- Temperature range: 39°F–65°F

Please note: Panel ready appliances are designed to utilize custom panels to match your cabinetry. The panel ready finish option does not include the pictured wood paneling.

WARRANTY:

- Three (3) Years Parts and Labor
- Six (6) Years Sealed System Parts
- See Complete Warranty for Details

MODEL DETAILS:

Model	Voltage	Door Swing	Finish
L3015UI1WPR-LH	115V	Left Hinge	Panel Ready
L3015UI1WPR-RH	115V	Right Hinge	Panel Ready

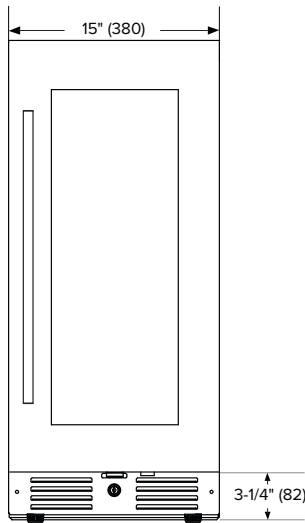
ACCESSORIES:

Model	Description	Finish
HDLPRO	PRO Style Handle for Undercounter Models	Stainless Steel
PL3024UI2WSG28	Replacement Carbon Filter	Gray
PL3015UI1WSG31	Additional Main Wine Shelf with Trim and Sliding Rack	Black

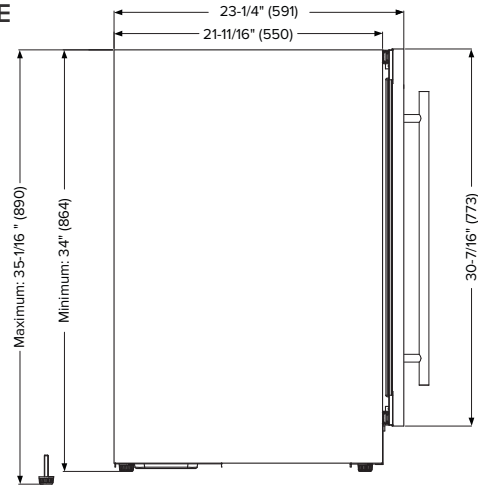


DIMENSIONS:

FRONT

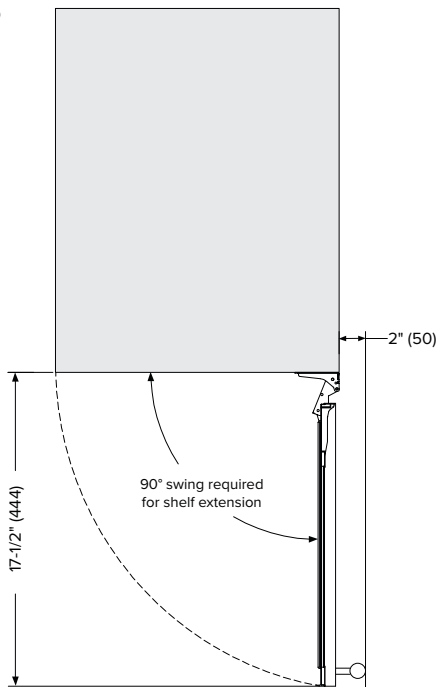


SIDE




Please note: the 23-1/4" depth does not include the depth of the custom panel door

TOP



SPECIFICATIONS:

Model#	L3015UI1WPR
Capacity (750 mL Wine Bottles)	23
Capacity (Volume)	2.89 cu ft
Product Depth	23-1/4"
Product Height (Min)	34"
Product Width	15"
Product Weight	134 lbs
Refrigerant Type	R600a
Temperature Range	39°F–65°F
Power Cord Length	6.5'
Amps	1.5
Electric Supply	115 VAC, 60 Hz



NEMA 5-15P

INSTALLATION NOTES:

- The plug requires an additional 2" for clearance; a recessed receptacle may be required for fully recessed installations.
- Dimensions in parentheses are in millimeters.
- Cutout dimensions are based off a standard 3/4" panel overlay.

CUTOUT DIMENSIONS

