



PROJECT NAME _____

LOCATION _____

ARCHITECT _____

ENGINEER _____

CONTRACTOR _____

REFERENCE _____

SUBMITTED BY _____ DATE _____

PTAC - DRPTAC07Y41G1A, DRPTAC09Y41G1A, DRPTAC12Y41G1A, DRPTAC15Y41G1A
 PTHP - DRPTHP07Y41G1A, DRPTHP09Y41G1A, DRPTHP12Y41G1A, DRPTHP15Y41G1A



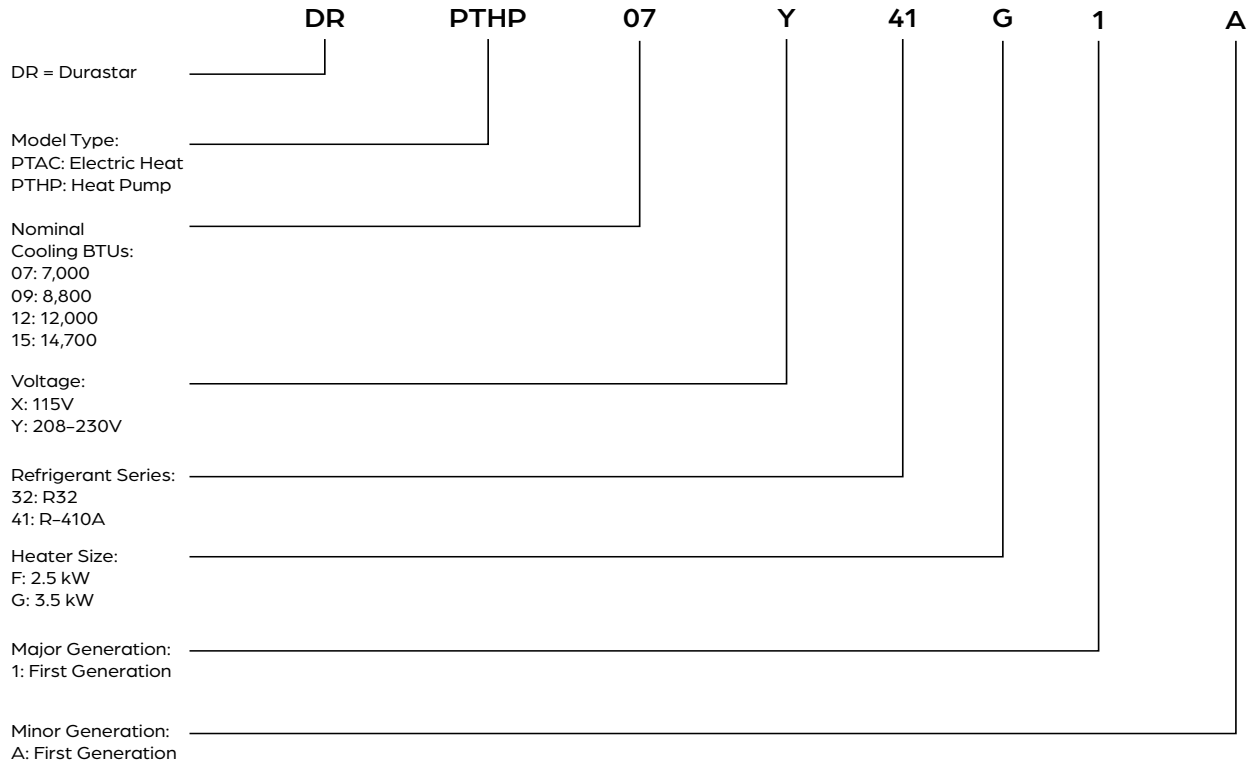
PRODUCT FEATURES

- Fits standard wall sleeve
- Washable filters
- Front desk control port
- 24V thermostat compatible
- Automatic room freeze protection at 32°F in an unoccupied room
- LCDI power cord included
- Architectural aluminum grille optional
- Grille and sleeve sold separately
- 5-year limited warranty





PTAC/PTHP SKU NOMENCLATURE



ALL MODELS		
Power Supply	(V,HZ,Ph)	208-230, 60, 1
Minimum Circuit Ampacity (MCA)	(A)	20
Maximum Overcurrent Protection (MOCP)	(A)	25
Cooling Operating Temp	(°F)	64-109
Heating Operating Temp	(°F)	23-76
Plug Type		LCDI (6-20P)
Cord Length	(in.)	72
Refrigerant		R-410A
Design Pressure	(PSIG)	540/330
Dimensions (W x D x H)	(in.)	42 x 21 x 16



PTAC MODELS

PTAC/PTHP SPECIFICATIONS

PERFORMANCE DATA	DRPTAC07Y41G1A	DRPTAC09Y41G1A	DRPTAC12Y41G1A	DRPTAC15Y41G1A
Cooling (BTU) (230V/208V)	7200/7000	8800/8500	12000/11800	14700/14500
Electric Heating (BTU) (230V/208V)	10900/8900	10900/8900	10900/8900	10900/8900
Cooling Area (sq ft)	250-300	350-400	450-550	550-700
EER (Btu/h/W)	13.1	12.8	11.6	10.6
ELECTRICAL DATA				
Cooling (Amps) (230V/208V)	2.45/2.60	3.0/3.20	4.50/4.89	6.03/6.58
Cooling (Watts) (230V/208V)	550/535	690/665	1035/1020	1390/1370
Electric Heater (Amps) (230V/208V)	15.3/13.7	15.3/13.7	15.3/13.7	15.3/13.7
Electric Heater (Watts) (230V/208V)	3519/2850	3535.5/2897	3535/2900	3535/2900
SPECIFICATIONS				
Net Weight (lb.)	101.6	104.1	111.8	113.1
Shipping Weight (lb.)	112.4	114.6	121.5	122.8
Refrigerant Charge (R-410A) (oz.)	25.04	23.99	26.10	28.22
Indoor Air Flow (Hi/Med/Lo) (CFM)	334/340/237	380/348/313	361/343/313	376/348/315
Indoor Noise Level (Hi/Med/Lo) dB(A)	51.0/50.8/50.6	51.0/48.5/47.5	52.5/52.0/51.5	51.4/50.5/50.1
Fresh Air Intake (Vent Open) (CFM)	61.1/57.6/50.6	61.1/57.6/50.6	62/60/56	62/60/56
Dehumidification (Pints/hr.)	0.63	1.18	2.75	4.55



PTHP MODELS

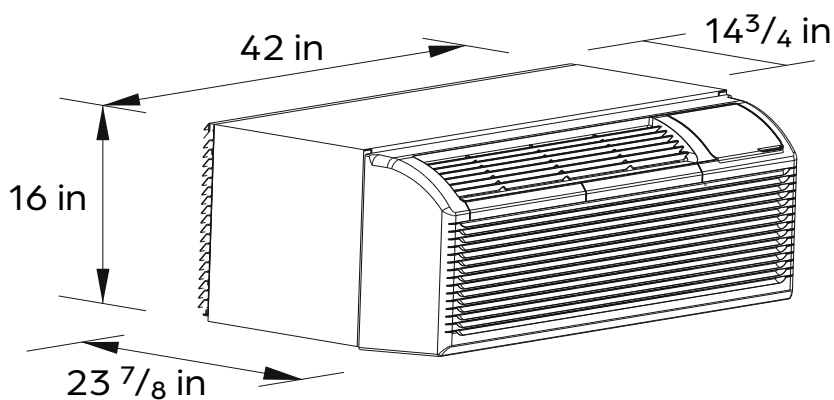
PTAC/PTHP SPECIFICATIONS

PERFORMANCE DATA	DRPTHP07Y41G1A	DRPTHP09Y41G1A	DRPTHP12Y41G1A	DRPTHP15Y41G1A
Cooling (BTU) (230V/208V)	7200/6800	8800/8500	12000/11800	14700/14500
Heat Pump Heating (BTU) (230V/208V)	6200/6000	7800/7500	10800/10500	13500/13200
Backup Electric Heat (BTU) (230V/208V)	10900/8900	10900/8900	10900/8900	10900/8900
Cool Area (Sq. Ft.)	250-300	350-400	450-550	550-700
EER (Btu/h/W)	13.1	12.8	11.6	10.6
COP (W/W)	3.6	3.8	3.4	3.2
ELECTRICAL DATA				
Cooling (Amps) (230V/208V)	2.45/2.60	3.0/3.20	4.50/4.89	6.03/6.58
Cooling (Watts) (230V/208V)	550/535	690/665	1035/1020	1390/1370
Heat Pump Heating (Amps) (230V/208V)	2.22/2.38	2.64/2.82	4.05/4.36	5.38/5.82
Heat Pump Heating (Watts) (230V/208V)	505/490	600/580	930/905	1237/1209
Backup Electric Heat (Amps) (230V/208V)	15.3/13.7	15.3/13.7	15.3/13.7	15.3/13.7
Backup Electric Heat (Watts) (230V/208V)	3519/2850	3535.5/2897	3535/2900	3535/2900
SPECIFICATIONS				
Net Weight (lb.)	104.7	108.2	115.7	116.8
Shipping Weight (lb.)	115.5	119	125	126.5
Refrigerant Charge (R410A) (oz.)	29.98	30.69	31.39	37.04
Indoor Air Flow (Hi/Mi/Lo) (CFM)	335/282/240	387/356/321	398/362/320	374/345/312
Indoor Noise Level (Hi/Mi/Lo) dB(A)	51/49.2/49.2	52.5/52/51.5	51.4/51/51	53/52.5/52
Fresh Air Intake (Vent Open) (CFM)	61.1/57.6/50.6	61.1/57.6/50.6	62/60/56	62/60/56
Dehumidification (Pints/hr.)	0.70	1.06	2.81	4.29

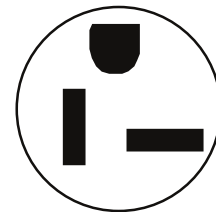
ACCESSORIES

ACCESSORY	MODEL NUMBER	IMAGE
Foldable Wall Sleeve (External Drain Kit Included)	DRPTACWS	
Stamped Aluminum Grille	DRPTACAG	
Extruded Architectural Grille	DRPTACEBG	
Internal Drain Kit	PPTACWSDRAINKIT	

AIR CONDITIONER AND WALL SLEEVE DIMENSIONS



PLUG TYPE



NEMA 6-20P