



18,000 BTU/H WALL MOUNTED HEAT PUMP SYSTEM

SUBMITTAL COVER SHEET

PROJECT NAME _____

LOCATION _____




ARCHITECT _____

ENGINEER _____

CONTRACTOR _____

REFERENCE _____

SUBMITTED BY _____ DATE _____

Indoor Unit (IDU): DRAW18F1A	Outdoor Unit (ODU): DRA1U18S1B	Wireless Remote Control
		

PRODUCT FEATURES

- Wireless Remote Control with "Follow Me" Technology
- Variable Speed Inverter Compressor
- Auto Restart
- Sleep Mode
- Turbo Mode
- 24-Hour Timer Feature
- Quiet operation
- 46°F Freeze Protection
- Low ambient heating down to -13 °F
- Low ambient cooling down to 5 °F
- Included base pan heater
- Refrigerant leak detection
- Anti-corrosive fin coating

SYSTEM DATA	
Refrigerant Type	R-410A
Refrigerant Charge (oz.)	56.44
Design Pressure (PSIG)	550/340
Indoor/ Outdoor Coil Coating	Golden Fin Coating

EFFICIENCY DATA	
SEER	21.6
EER	12.2
HSPF	10.4
COP at 47 °F	3.66
COP at 5 °F	2.23

CAPACITIES		
Cooling Capacity (BTU/hr)	Rated at 95 °F	18000
	Minimum	1980
	Maximum	19500
Heating Capacity (BTU/hr)	Rated at 47 °F	18000
	Maximum at 5 °F	11300
	Minimum	6620
	Maximum	21200





18,000 BTU/H WALL MOUNTED HEAT PUMP SYSTEM

SPECIFICATIONS

LINE SET REQUIREMENTS	
Connection Type	Flare
Liquid	Ø1/4" (Ø6.35mm)
Gas	Ø1/2" (Ø12.7mm)
Pre-Charge Length	25'
Minimum Length	10'
Maximum Length	98'
Maximum Height Differential	66'
Additional Refrigerant (oz./ft)	0.16

OUTDOOR UNIT		
Unit Dimensions	Width	35 1/16"
	Depth	13 7/16"
	Height	26 1/2"
Carton Dimensions	Width	39 3/16"
	Depth	15 11/16"
	Height	29 1/8"
Net Weight	94.4 lbs.	
Gross Weight	101 lbs.	
Cooling Operating Temperature	5 °F - 122 °F	
Heating Operating Temperature	-13 °F - 75 °F	
Voltage/Phase/Frequency	208-230V, 1 Phase, 60 Hz	
Voltage Range	187-253V	
Recommended Breaker (Amps)	30	
Minimum Circuit Ampacity (Amps)	19	
Communication Wire Size	14*4 AWG Stranded	
Rated Current - Cooling (Amps) ¹	5.94	
Rated Current - Heating (Amps) ²	6.31	
Sound Pressure (dB(A))	53	

COMPRESSOR	
Type	DC Rotary Inverter
Oil Type	Ester Oil VG74
Oil Charge (oz.)	14.9 (440 ml)

¹ Measured at 95 °F.

² Measured at 47 °F.

INDOOR UNIT		
Unit Dimensions	Width	42 1/2"
	Depth	8 7/8"
	Height	13 3/16"
Carton Dimensions	Width	45 1/2"
	Depth	12 5/8"
	Height	16 5/16"
Net Weight	29.5 lbs.	
Gross Weight	39 lbs.	
Indoor Unit Air Flow (CFM)	Low	306
	Medium	365
	High	559
Drain Port O.D. / Drain Hose I.D.	Ø5/8" (Ø16mm)	
Recommended Breaker (Amps)	15	
Sound Pressure (dB(A))	Low	32
	Medium	38
	High	43

Specifications are subject to change without notice.

© 2022 Ferguson Enterprises LLC

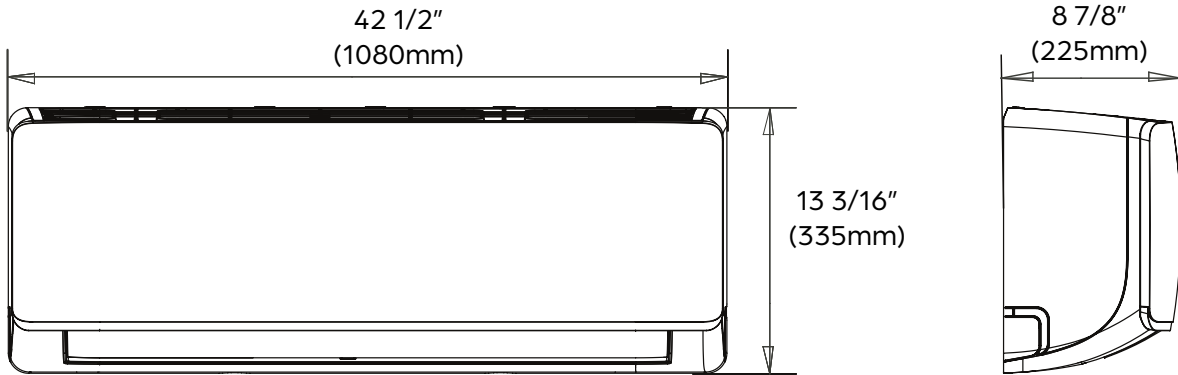
www.durastar.com



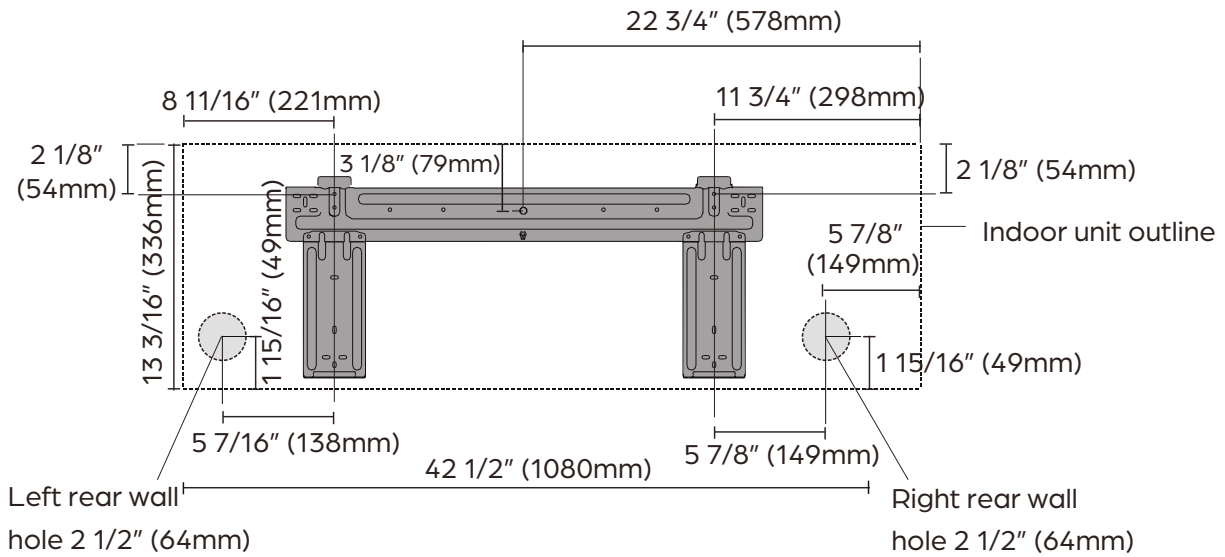
18,000 BTU/H WALL MOUNTED HEAT PUMP SYSTEM

IDU DIMENSIONS - DRAW18F1A

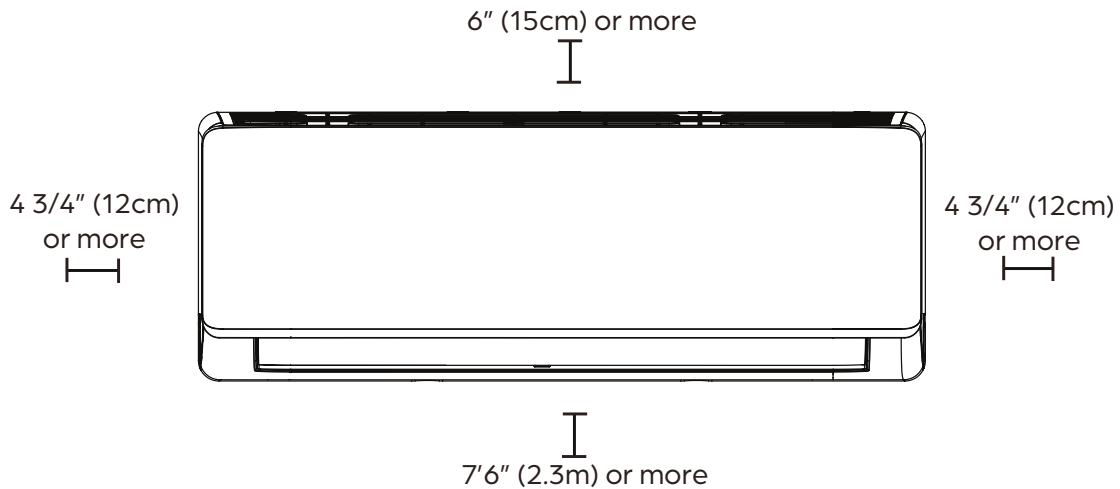
Unit Dimensions



Mounting Plate Dimensions



Clearance Distances

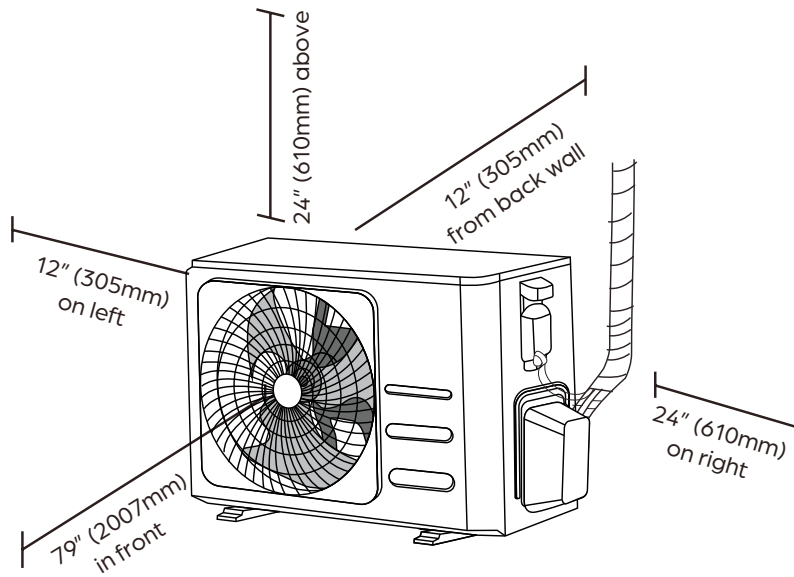




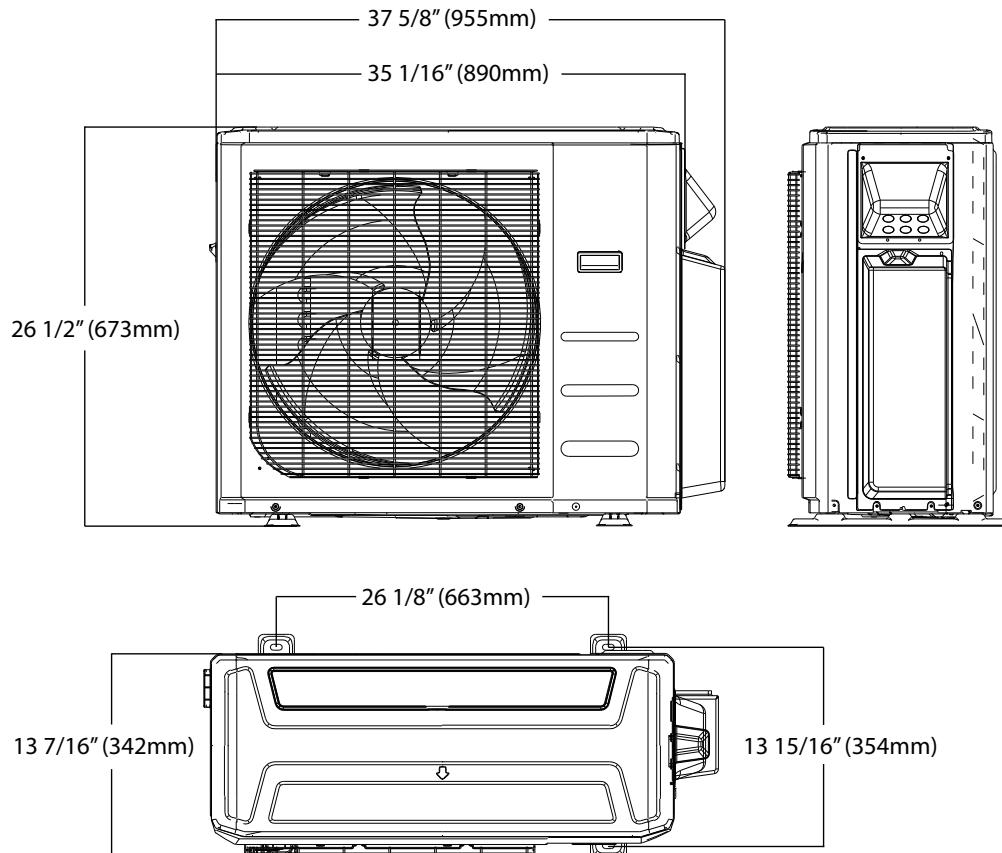
18,000 BTU/H WALL MOUNTED HEAT PUMP SYSTEM

ODU DIMENSIONS - DRA1U18S1B

Clearances



Dimensions



NOTE

Illustrations in this document are for explanatory purposes. The actual shape of your mini-split equipment may vary slightly.