



12,000 BTU/H SIRIUS HEAT FLOOR MOUNTED HEAT PUMP

SUBMITTAL COVER SHEET

SIRIUS HEAT™

PROJECT NAME _____

LOCATION _____




ARCHITECT _____

ENGINEER _____

CONTRACTOR _____

REFERENCE _____

SUBMITTED BY _____ DATE _____

Indoor Unit (IDU): DRAS12F1B	Outdoor Unit (ODU): DRA1H12S1A	Wireless Remote Control
		

PRODUCT FEATURES

- Up to 100% heating capacity at 0°F
- Low ambient heating down to -22°F
- Low ambient cooling down to 5°F
- Wireless Remote Control with "Follow Me" Technology
- Variable Speed Inverter Compressor
- Auto Restart
- Sleep Mode
- Turbo Mode
- Quiet operation
- 46°F Freeze Protection
- Included base pan heater
- Refrigerant leak detection
- Anti-corrosive fin coating

CAPACITIES		
Cooling Capacity (BTU/hr)	Rated at 95°F ¹	12000
	Minimum	2800
	Maximum	13500
Heating Capacity (BTU/hr)	Rated at 47°F ²	12000
	Maximum at 5°F ³	12000
	Minimum	2350
	Maximum	15700

SYSTEM DATA	
Refrigerant Type	R-410A
Refrigerant Charge (oz.)	41.62
Design Pressure (PSIG)	550/340
Indoor/ Outdoor Coil Coating	Golden Fin Coating

EFFICIENCY DATA	
SEER2	23.6
EER2	13.0
HSPF2	10.0
SEER	23.0
EER	13.0
HSPF	11.5
COP at 47°F	3.22
COP at 5°F	1.89





12,000 BTU/H SIRIUS HEAT FLOOR MOUNTED HEAT PUMP SPECIFICATIONS

SIRIUS HEAT™

LINE SET REQUIREMENTS	
Connection Type	Flare
Liquid	Ø1/4" (Ø6.35mm)
Gas	Ø1/2" (Ø12.7mm)
Pre-Charge Length	25'
Minimum Length	10'
Maximum Length	82'
Maximum Height Differential	33'
Additional Refrigerant (oz./ft)	0.16

OUTDOOR UNIT		
Unit Dimensions	Width	31-11/16"
	Depth	13"
	Height	21-13/16"
Carton Dimensions	Width	36"
	Depth	14-9/16"
	Height	24-3/16"
Net Weight	74 lbs.	
Gross Weight	80 lbs.	
Cooling Operating Temperature	5°F - 122°F	
Heating Operating Temperature	-22°F - 75°F	
Voltage/Phase/Frequency	208-230V, 1 Phase, 60 Hz	
Voltage Range	187-253V	
Recommended Breaker (Amps)	15	
Minimum Circuit Ampacity (Amps)	15	
Communication Wire Size	14*4 AWG Stranded	
Rated Current - Cooling (Amps) ¹	4.2	
Rated Current - Heating (Amps) ²	5.0	
Sound Pressure (dB(A))	56	

COMPRESSOR	
Type	DC Rotary Inverter
Oil Type	Ester Oil VG74
Oil Charge (oz.)	11.8 (350 ml)

INDOOR UNIT		
Unit Dimensions	Width	27-9/16"
	Depth	8-1/4"
	Height	23-5/8"
Carton Dimensions	Width	30-11/16"
	Depth	11-13/16"
	Height	27"
Net Weight	32.6 lbs.	
Gross Weight	41.0 lbs.	
Indoor Unit Air Flow (CFM)	Low	248
	Medium	318
	High	365
Drain Port O.D.	Ø5/8" (Ø16mm)	
Recommended Breaker (Amps)	15	
Sound Pressure (dB(A))	Low	32.5
	Medium	39.0
	High	42.5

¹ AHRI Rated at 95°F (AFull).

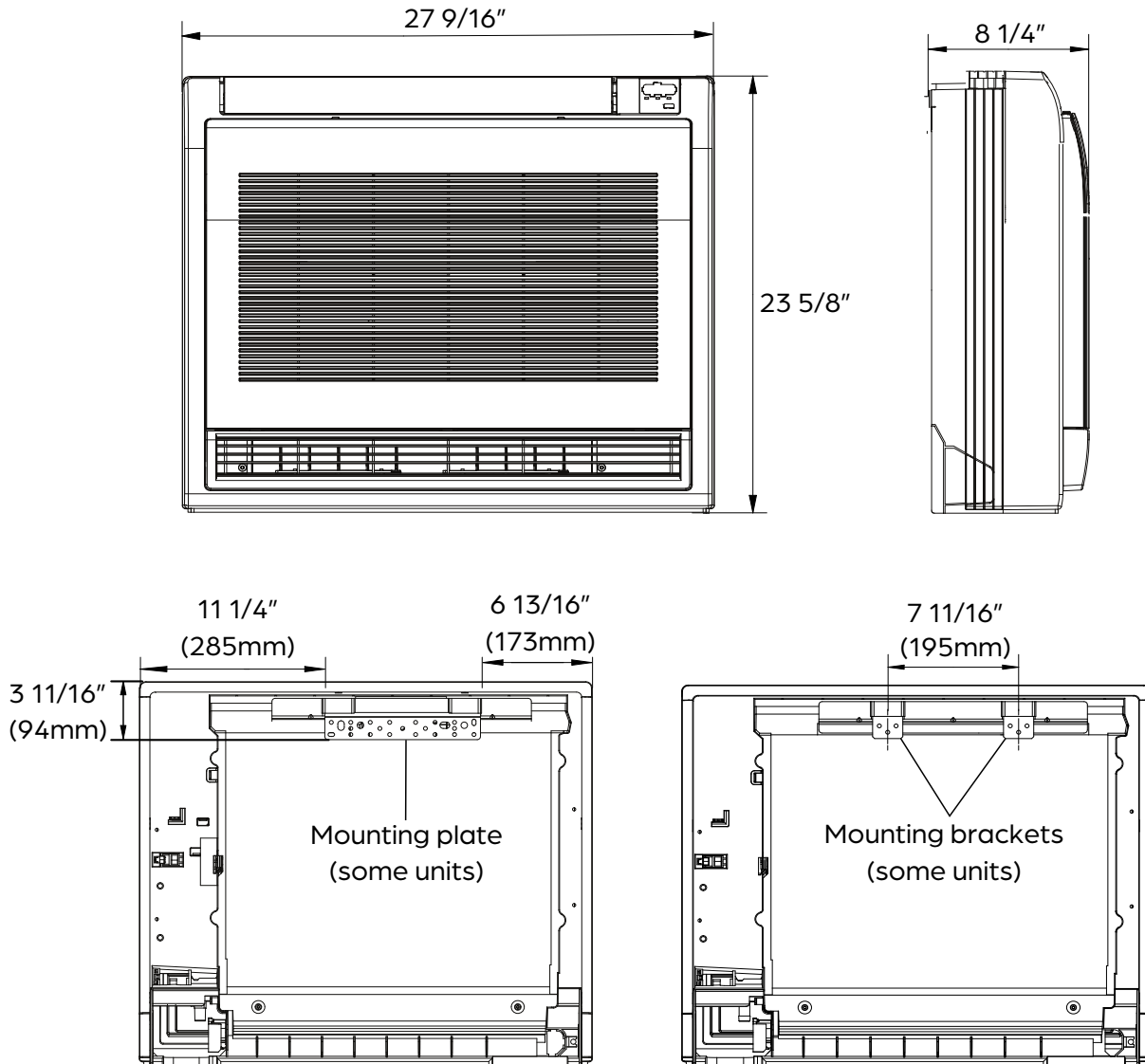
² AHRI Rated at 47°F (H1Full).

³ AHRI Rated Capacity at 5°F (H42)

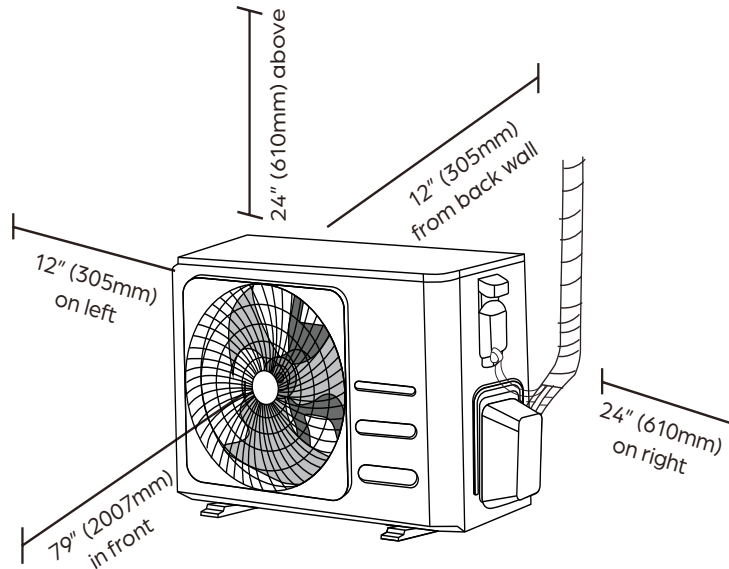


12,000 BTU/H SIRIUS HEAT FLOOR MOUNTED HEAT PUMP

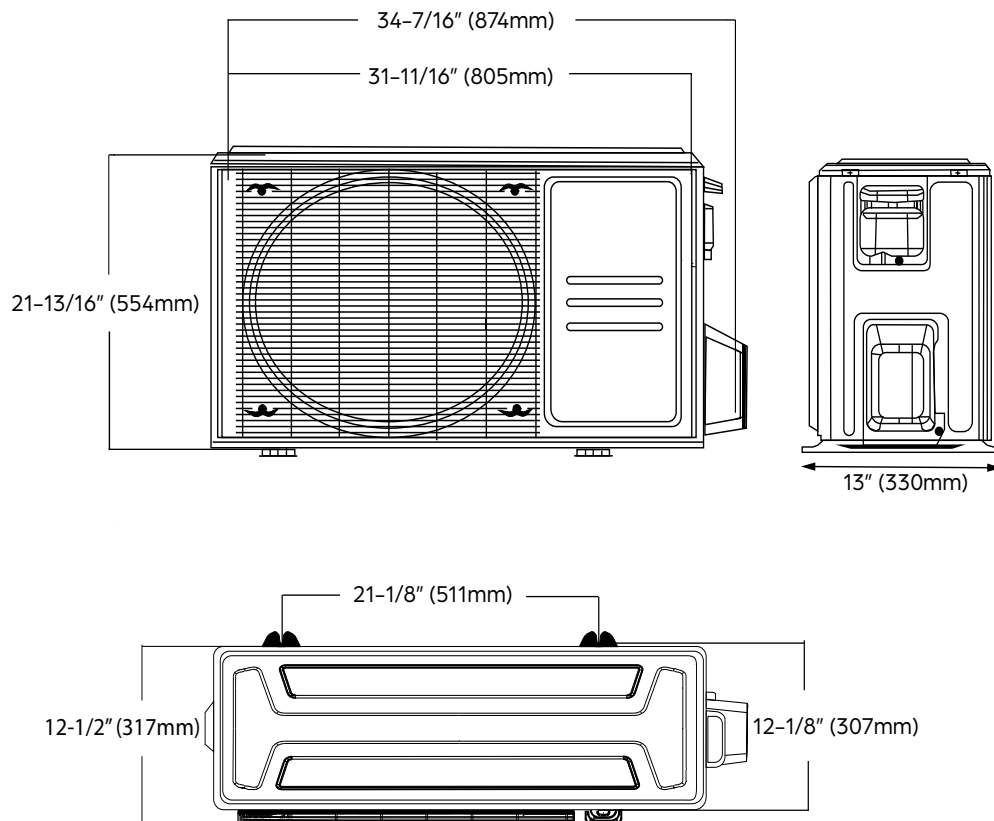
IDU DIMENSIONS - DRAS12F1B



Clearances



Dimensions



NOTE

- Illustrations in this document are for explanatory purposes. The actual shape of your mini-split equipment may vary slightly.