



33,000 BTU/H WALL MOUNTED IDU

SUBMITTAL COVER SHEET

PROJECT NAME _____

LOCATION _____

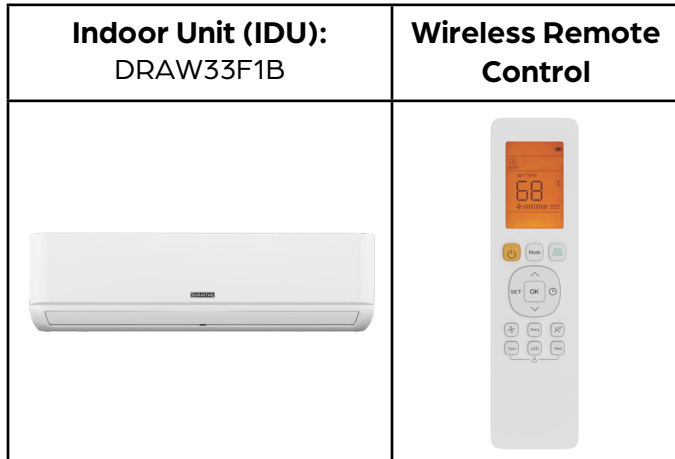
ARCHITECT _____

ENGINEER _____

CONTRACTOR _____

REFERENCE _____

SUBMITTED BY _____ DATE _____



PRODUCT FEATURES

- Up to 100% heating capacity at 0°F
- High efficiency, up to 20 SEER2
- Wireless Remote Control with "Follow Me" Technology
- Single or Multi-zone compatible
- Sleep Mode
- Turbo Mode
- Quiet operation
- 24-Hour Timer Feature
- Anti-corrosive fin coating
- **Indoor unit gas line adaptor included for multi-zone applications (3/4" → 5/8"). Must run 5/8" gas line.**

SPECIFICATIONS	
Cooling Capacity (BTU/hr)	33000
Heating Capacity (BTU/hr)	35000
Voltage/Phase/Frequency	208-230V, 1 Phase, 60 Hz
Voltage Range	187-253V
Indoor Unit Air Flow (CFM)	Low 449
	Medium 529
	High 704
	Turbo 862
Moisture Removal (Pints/day)	225
Drain Port O.D.	Ø5/8" (Ø16mm)
Recommended Breaker (Amps)	15
Indoor Fan Motor RLA (Amps)	0.88
Sound Pressure (dB(A))	Low 29.5
	Medium 45.5
	High 52.0

LINE SET REQUIREMENTS	
Connection Type	Flare
Liquid	Ø3/8" (Ø9.52mm)
Gas (Single Zone) (Default Piped)	Ø3/4" (Ø19.1mm)
Gas (Multi-zone) (Adaptor Included)	Ø5/8" (Ø16mm)
Refrigerant	R-410A

DIMENSIONS AND WEIGHT		
Unit Dimensions	Width	49-9/16"
	Depth	11-1/8"
	Height	14-1/4"
Carton Dimensions	Width	52-3/4"
	Depth	17-3/4"
	Height	15-3/16"
Net Weight	46 lbs	
Gross Weight	57 lbs	

Specifications are subject to change without notice.
 © 2023 Ferguson Enterprises LLC
 www.durastar.com

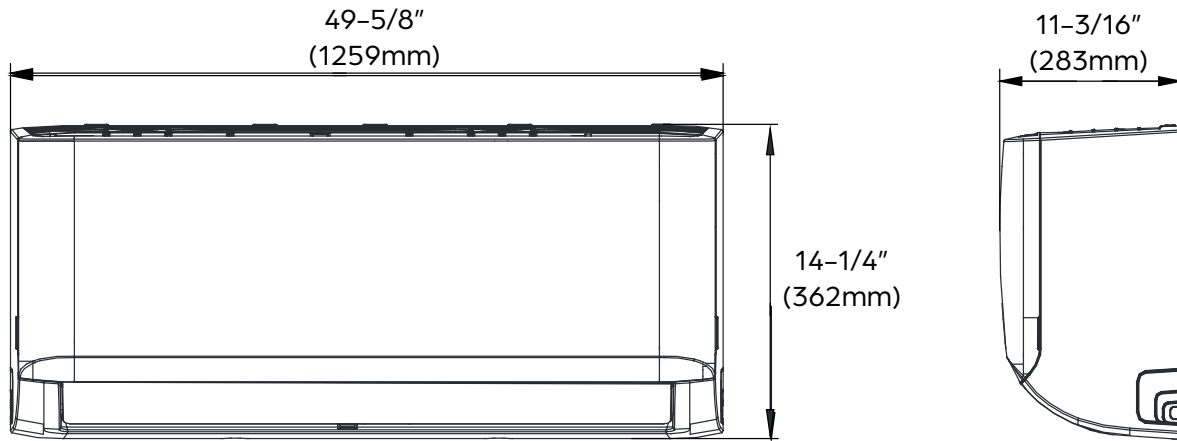




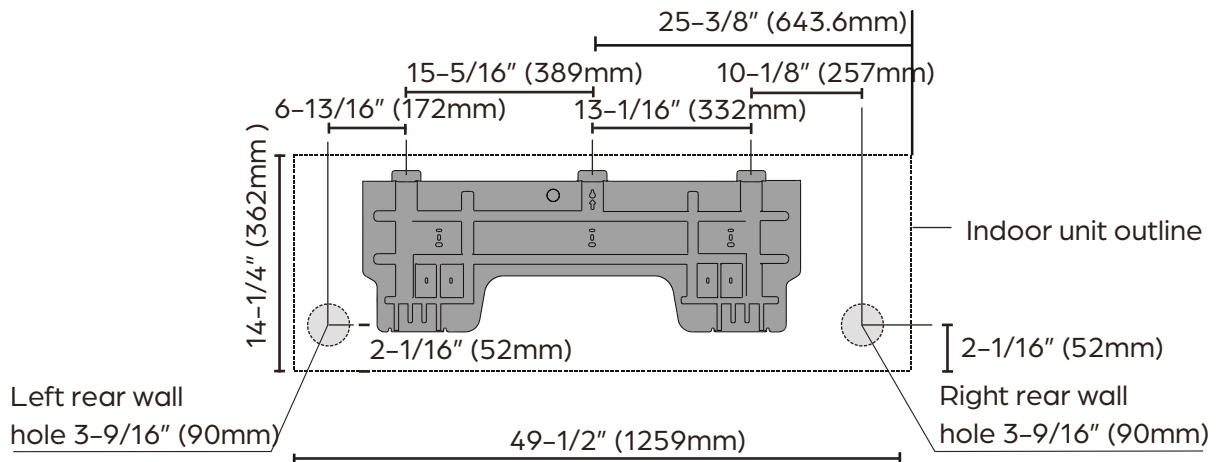
33,000 BTU/H WALL MOUNTED IDU

IDU DIMENSIONS - DRAW33F1B

Unit Dimensions



Mounting Plate Dimensions



Clearance Distances

