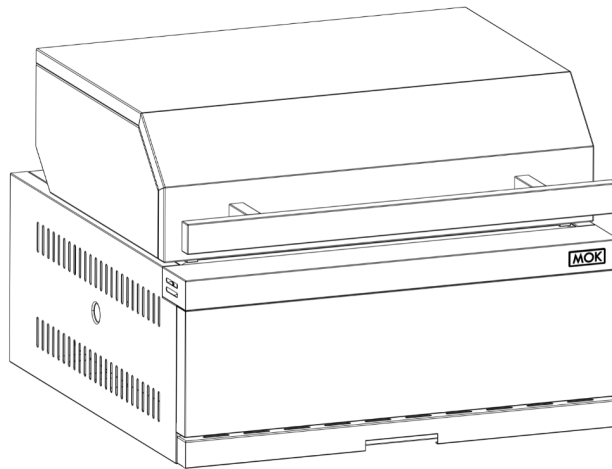


USER MANUAL AND INSTALLATIONS INSTRUCTION

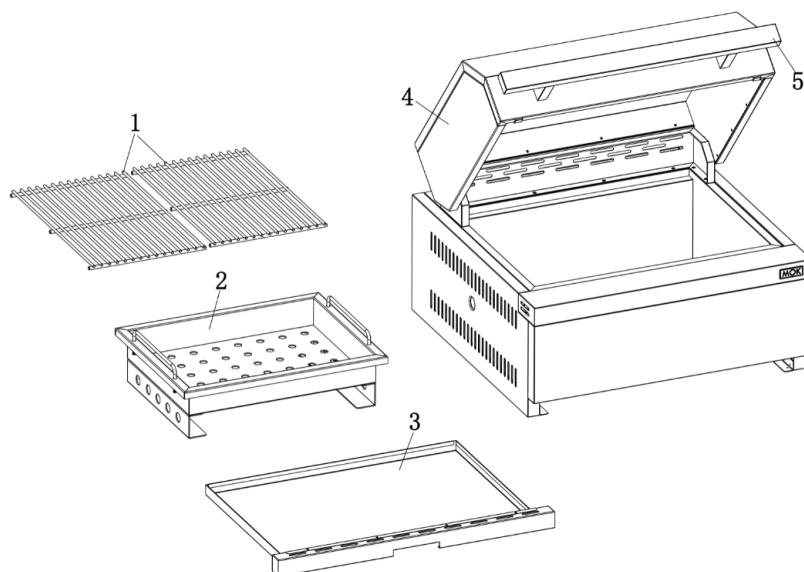


MODEL:
SUNC-SLC7959SS/
SUNC-SLC7971BLACK

CAUTION

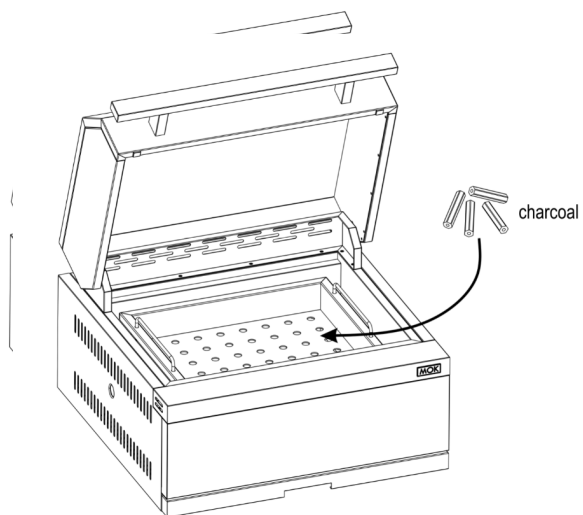
- USE OUTDOORS ONLY.
- READ THE INSTRUCTIONS BEFORE USING THE APPLIANCE
- WARNING: ACCESSIBLE PARTS MAY BE VERY HOT. KEEP YOUNG CHILDEN AWAY
- THIS APPLIANCE MUST BE KEPT AWAY FROM FLAMMABLE MATERIALS DURING USE
- DO NOT MODIFY THE APPLIANCE
- **DO NOT PUT THE CHARCOAL MORE THAN 2/3 OF THE CAPACITY OF THE CHARCOAL TRAY (2KGS) FOR USE**

Expanded view

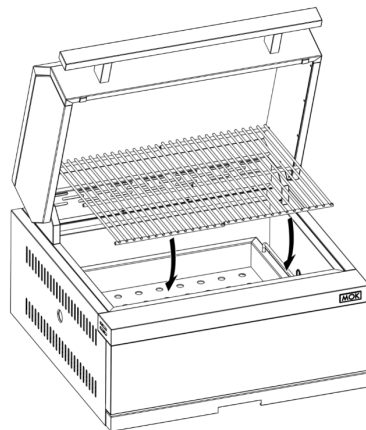


ASSEMBLY

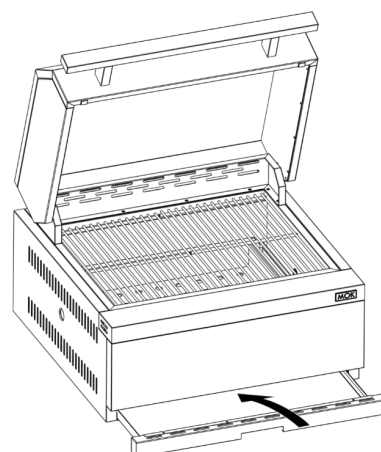
Place the Charcoal basket , the charcoal needs to be put in this basket.



Place the cooking grid



Place the fat tray



The max fuel load: 2kg

When you need to touch the hot parts during cooking (like air vent), you must need to use the protective gloves to protect yourself.

"The barbecue shall be heated up and the fuel kept red hot for at least 30 min prior to the first cooking."

Do not cook before the fuel has a coating of ash

"WARNING! This barbecue will become very hot, do not move it during operation"

"Do not use indoors!"

"WARNING! Do not use spirit or petrol for lighting or re-lighting! Use only firelighters complying to EN 1860-3!"

"WARNING! Keep children and pets away"

"Do not use the barbecue in a confined and/or habitable space e.g. houses, tents, caravans, motor homes, boats. Danger of carbon monoxide poisoning fatality."



b)