

Brief Product Description

This range of dual RCD consumer units offer a flexible solution for the 18th Edition Wiring Regulations BS7671.

Available in a number of sizes from 6 - 16 useable ways and supplied with 100 main switch, 2 x 100A 30mA Type A RCD and Type 2 SPD.

MCB, RCBO, AFDD, SPD and Control Devices can be fitted into the consumer unit depending on the circuit requirements.

Lockable covers are available in the range, please contact BG for more information.

Features

- 2 x 100A 30mA Type A RCD (fitted)
- 100A Main Switch
- Integrated spirit level
- Hi-integrity as standard
- Large rear knockouts (2 rows)
- Optional cable clamp included
- 6 - 16 ways
- 40mm knockouts in sides, top and base
- Backed out and retained terminal screws

Technical Specifications


Installation Method	Surface Mounted
Number of Phases	1
Protection Options	MCB, RCBO, AFDD, SPD
IP Rating	IP2XC
Colour	White - RAL9016 (Traffic White)
RCD rated current	100A
Main Switch Rated Current	100A
Rated Operational Voltage	230V
Frequency	50Hz
Rated & Insulation Voltage (Ui)	500V AC
Type of Supply Voltage	AC
Rated Impulse Withstand Voltage (Uimp)	4kV
Rated Conditional Short Circuit Current (Icc)	16kA
Pollution Degree	2
UV Stability	Yes
RCD Terminal Capacity	35mm ²
RCD Switch Terminal Torque	2.5Nm
Main Switch Terminal Capacity	35mm ²
Main Switch Terminal Torque	2.5Nm
MCB Terminal Capacity	6A-20A 16mm ² , 32A - 55A 25mm ²
MCB Terminal Torque	2Nm
Recommended Screwdriver Type	Pozidrive 2
Standards	Consumer Unit-BS/EN61439 Main Switch - EN/IEC 60947-3 RCD IEC/EN 61008-01 SPD - IEC 61643-1 EN 61643 Type 2 MCB IEC/EN 60898-1

Consumer Unit Part Codes

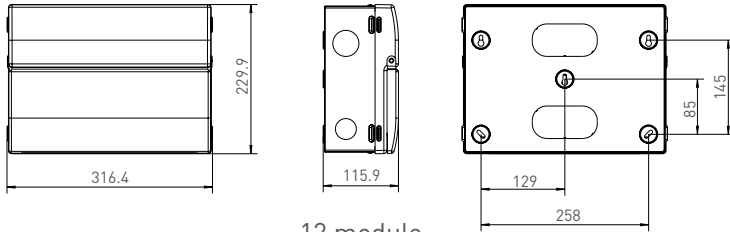


Cat No	Modules	Ways	Main Switch	MCB Qty	2 x 100A, A-Type RCD's	Supplied MCB's	B-Curve MCB's
CF12D11P6	12	6	100A	6	Y	2 x 6A, 1 x 16A, 2 x 32A, 1 x 40A	Y
CF16D11P10	16	10	100A	10	Y	3 x 6A, 2 x 16A, 4 x 32A, 1 x 40A	Y
CF19D11P13	19	13	100A	10	Y	3 x 6A, 2 x 16A, 4 x 32A, 1 x 40A	Y
CF22D11P16	22	16	100A	12	Y	3 x 6A, 1 x 10A, 2 x 16A, 4 x 32A, 1 x 40A, 1 x 50A	Y

Product Images



Dimensional Line Drawing



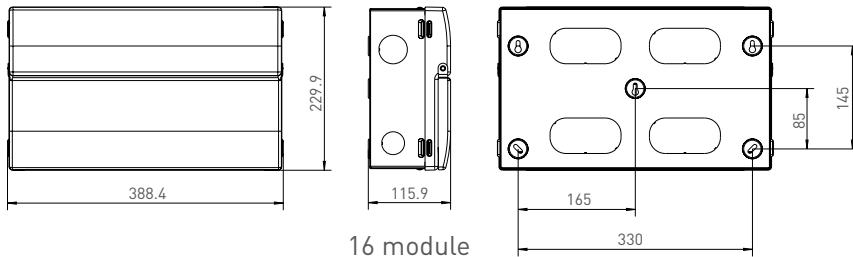
12 module

Dimensions of product (12 module)

Height: 229.9 mm

Width: 316.4 mm

Depth: 115.9 mm



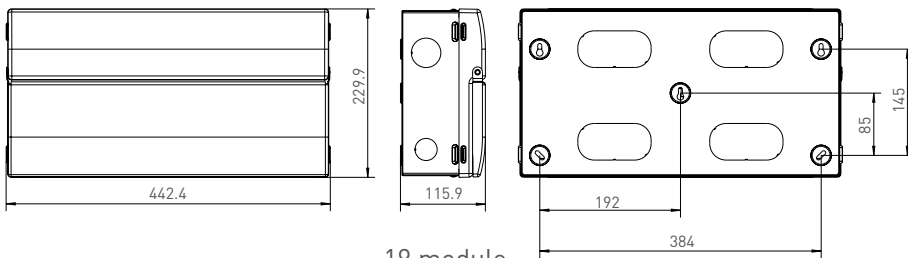
16 module

Dimensions of product (16 module)

Height: 229.9 mm

Width: 388.4 mm

Depth: 115.9 mm



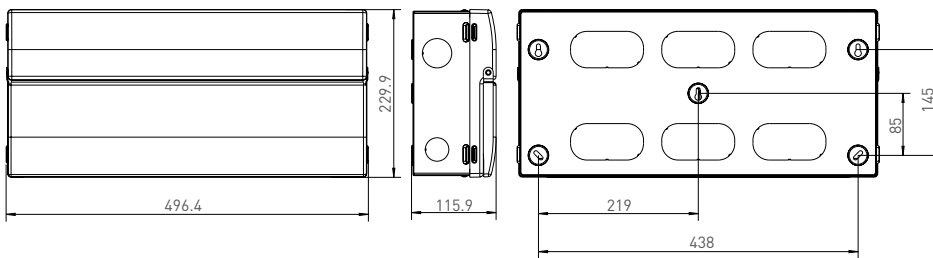
19 module

Dimensions of product (19 module)

Height: 229.9 mm

Width: 442.4 mm

Depth: 115.9 mm



22 module

Dimensions of product (22 module)

Height: 229.9 mm

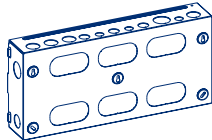
Width: 208.4 mm

Depth: 115.9 mm

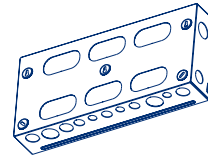
Consumer Unit Knockout Detail per face

Consumer unit	Top	Bottom	Base	Sides
12 Module	1 x 20mm, 1 x 25mm, 4 x 32mm	1 x 20mm, 1 x 25mm, 3 x 32mm, 1 x 40mm	2 x 100mm x 50mm	L - 1 x 32mm, 1 x 40mm R - 1 x 32mm, 1 x 40mm
16 Module	2 x 20mm, 1 x 25mm, 4 x 32mm, 1 x 40mm	2 x 20mm, 1 x 25mm, 3 x 32mm, 2 x 40mm	4 x 100mm x 50mm	L - 1 x 32mm, 1 x 40mm R - 1 x 32mm, 1 x 40mm
19 Module	3 x 20mm, 2 x 25mm, 4 x 32mm, 1 x 40mm	3 x 20mm, 2 x 25mm, 3 x 32mm, 2 x 40mm	4 x 100mm x 50mm	L - 1 x 32mm, 1 x 40mm R - 1 x 32mm, 1 x 40mm
22 Module	3 x 20mm, 3 x 25mm, 4 x 32mm, 1 x 40mm	3 x 20mm, 3 x 25mm, 3 x 32mm, 2 x 40mm	6 x 100mm x 50mm	L - 1 x 32mm, 1 x 40mm R - 1 x 32mm, 1 x 40mm

Top



Bottom



Rated Diversity Factor (RDF)/Values of assumed loading

Number of Outgoing	Assumed Loading
2 and 3	0.8
4 and 5	0.7
6 to 9 Inclusive	0.6
10 and Above	0.5

Note: RDF only applies to continuously and simultaneously loading circuits. In principle this means adjacent circuit breakers having a load 'on' time exceeding 30 minutes or where a load not exceeding 30 minutes has an 'off' time less than the 'on' time will need to have the rating diversity factor applied as indicated.

Maintenance

To maintain the high quality appearance of this product BG Electrical recommend the use of a soft damp cloth periodically to clean the surfaces

ONLY CLEAN THE OUTSIDE OF THE CONSUMER UNIT.

Guarantee

BG Electrical Circuit Protection products are guaranteed against faulty materials and workmanship for a period of 10 years from date of delivery.

Products will be repaired or (at BG Electrical's discretion) replacements will be supplied or (at BG Electrical's discretion) a credit note will be issued. This guarantee is subject to BG Electrical's conditions of sale and in particular to the following conditions being met.



1. Notification of any defect is given as soon as reasonably practicable after becoming apparent, and the products then returned to BG Electrical.
2. The products have only been operated under normal operating conditions and have only been subject to normal use.
3. No work (other than normal and proper maintenance) has been carried out to the products without BG Electrical's prior written consent.
4. The products have been assembled, or incorporated into other goods, by a qualified and recognised electrician and only in accordance with any instructions issued by BG Electrical.
5. The defect has not arisen from an item manufactured or supplied by a person other than BG Electrical.

This guarantee does not affect any customer statutory rights.

All components used in a BG Electrical enclosure, must be supplied by BG Electrical.

The use of any other components will negate compliance to BS 61439 and the BG Electrical guarantee. Failure to fit the enclosure in accordance with these instructions will invalidate the guarantee.