

**TEMPUS CONNECT**  
**EXIT BOX**  
 EMERGENCY LIGHTING  
 LEMEBXWLPW



**SPECIFICATIONS:**

- **Input Voltage:** AC220-240V 50/60Hz
- **Emergency Duration:** >3 Hours
- **Recharge Time:** 24 Hours
- **Operating Environmental Temperature:** 5°C to 45°C
- **Battery:** LiFePO<sub>4</sub> 3.2V 1500mAh



**ENSURE ELECTRICAL SUPPLY IS DISCONNECTED / ISOLATED BEFORE COMMENCING INSTALLATION**

**NOTE** - To comply with regulations, installation must be carried out by qualified electrician and in accordance with the current IEE Wiring Regulations (BS7671) and Building Regulations

**OPERATION**

The luminaire should be connected to the mains supply for a minimum of 24 hours before operating in emergency mode as the batteries need to be fully charged before they will provide their full rated duration.

**1**

**2**

**3**

Battery

LED

OFF  ON  JP4

OFF  ON  JP5

JP4: Maintain mode: Plug in jumper "ON" or remove all jumpers  
 Non-maintain mode: Plug in jumper "OFF"

JP5: Auxiliary light on: Plug in jumper "ON"  
 Auxiliary light off: Plug in jumper "OFF" or remove all jumpers

**4**

279.4mm

130mm

Tech Help Line

UK - **0330 0249 279**  
 Non UK - **+44 (0)1952 238 100**

Supplied by  
**Luceco plc**, Telford, TF3 3BD, UK.

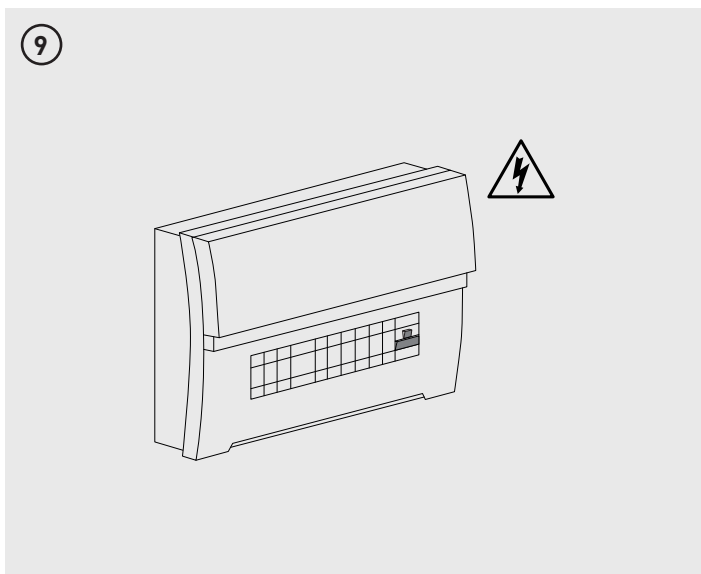
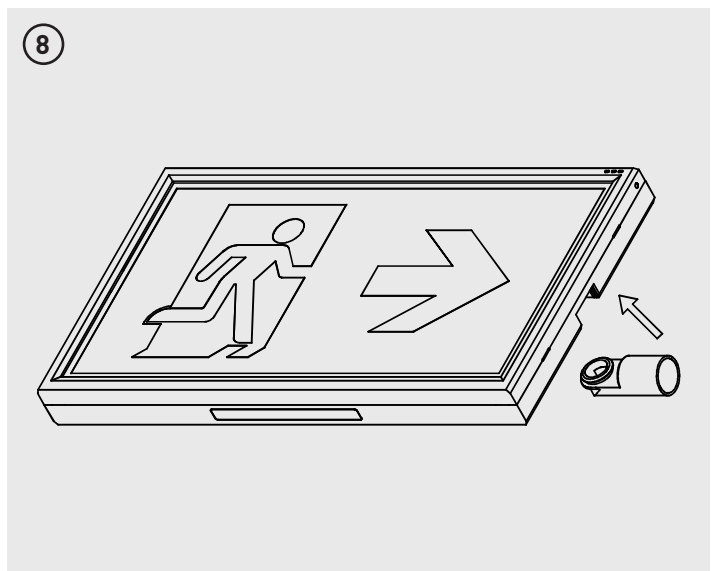
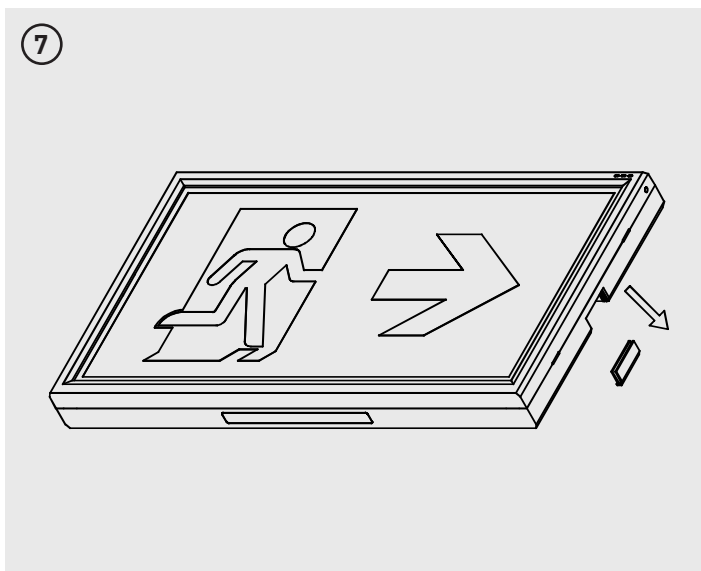
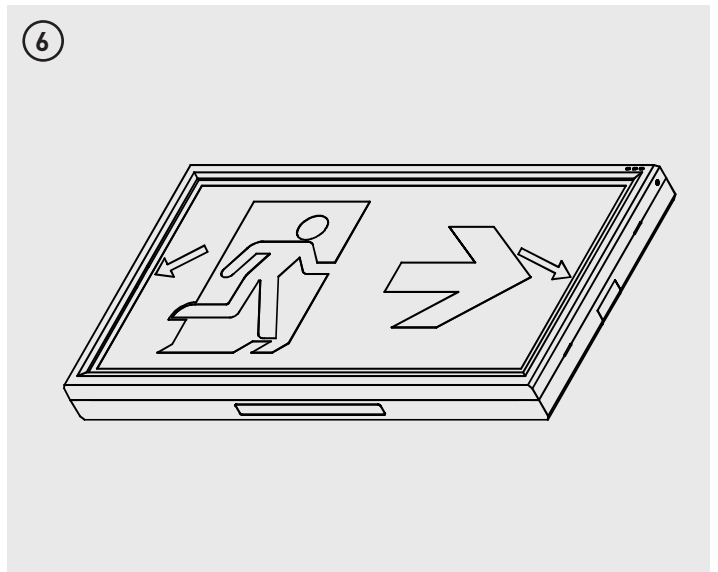
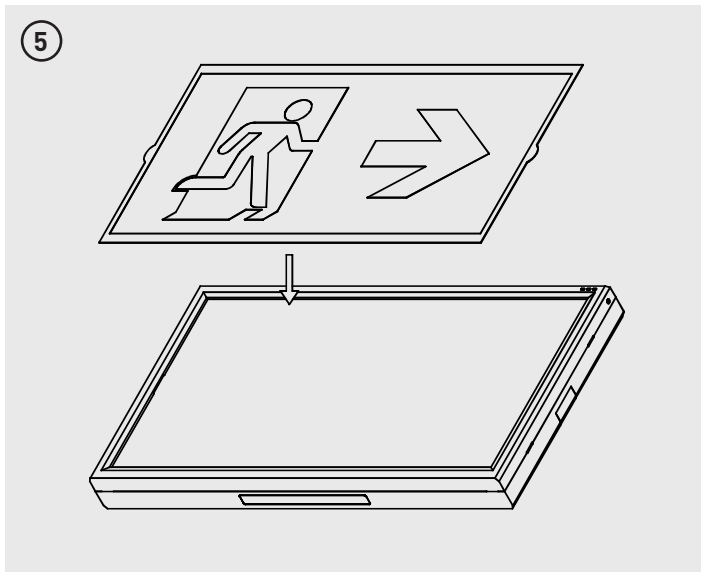
Visit our website at [www.luceco.com](http://www.luceco.com)

Servicio de asistencia telefónica

UK - **0330 0249 279**  
 Non UK - **+34 93 829 55 74**

**Luceco SE**, Barcelona, 08460, ES.

Visite nuestra web en [www.luceco.com](http://www.luceco.com)



Tech Help Line  
 UK - **0330 0249 279**  
 Non UK - **+44 (0)1952 238 100**  
 Supplied by  
**Luceco plc**, Telford, TF3 3BD, UK.  
 Visit our website at [www.luceco.com](http://www.luceco.com)

Servicio de asistencia telefónica  
 UK - **0330 0249 279**  
 Non UK - **+34 93 829 55 74**  
**Luceco SE**, Barcelona, 08460, ES.

Visite nuestra web en [www.luceco.com](http://www.luceco.com)

## TEMPUS CONNECT

# EXIT BOX

EMERGENCY LIGHTING

LEMEBXWLPW

## RECOMMENDED ROUTINE PROCEDURE

The following test is designed to ensure the continued protection of your premises and occupants. Because of the possibility of a failure of the normal lighting supply occurring shortly after a period of testing, all tests should, whenever possible, be undertaken at times of least risk, e.g. during daylight hours.

### ONCE A DAY

Visual inspection of battery charge LED.

### ONCE A MONTH

Each unit should be energized from its battery for about 30 seconds by simulation of a failure of the normal lighting supply to ensure the lamp operates in the emergency condition.

### ONCE A YEAR

Each unit should be energized from its battery for a 3 hour discharge test.

## ROUTINE TEST RECORD

Month	Test	First Year		Second Year		Third Year		Fourth Year		Fifth Year	
		Signed	Date	Signed	Date	Signed	Date	Signed	Date	Signed	Date
1	Function										
2	Function										
3	Function										
4	Function										
5	Function										
6	Function										
7	Function										
8	Function										
9	Function										
10	Function										
11	Function										
12	Function										