

OPUS ESSENCE

LOE12: This Luminaire contains a light source of Class <D>

LOE15: This Luminaire contains a light source of Class <D>



ASSEMBLY AND INSTALLATION **EN**

- Suitable for use with mains voltage of 220-240VAC.
- Luminaire suitable for surface mounting or suspension mounting
- This product must be disconnected before insulation resistance testing of the lighting circuit

ZUSAMMENBAU & INSTALLATION **DE**

- Verwendbar mit einer Netzspannung von 220-240VAC
- Die Leuchte ist geeignet für die Aufputzmontage oder mit einer Seilabhangung
- Dieses Produkt muss, vor der Messung des Isolationswiderstandes, von der Stromversorgung getrennt werden.

ASSEMBLAGE ET INSTALLATION **FR**

- Ce luminaire ne peut ˆtre utilise qu'avec une tension secteur de 220-240VAC
- Le luminaire est adapte ˆ un montage en saillie ou en suspension.
- Deconnectez le produit avant de tester la resistance d'isolation du circuit.

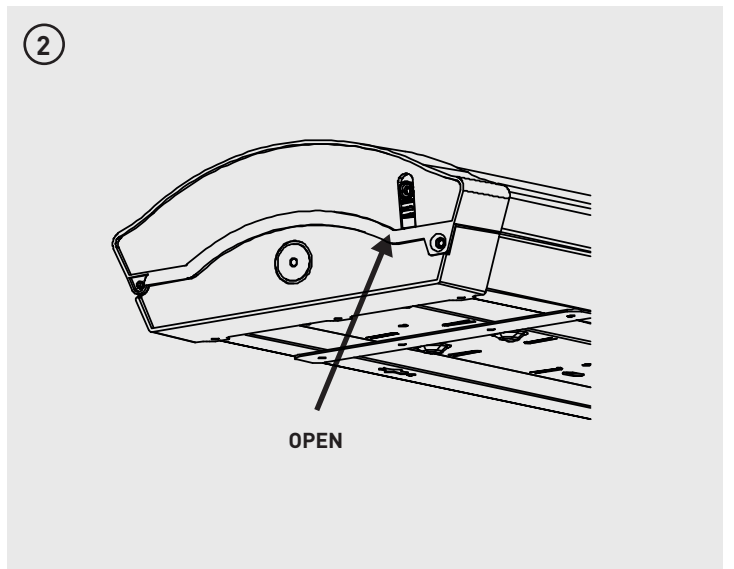
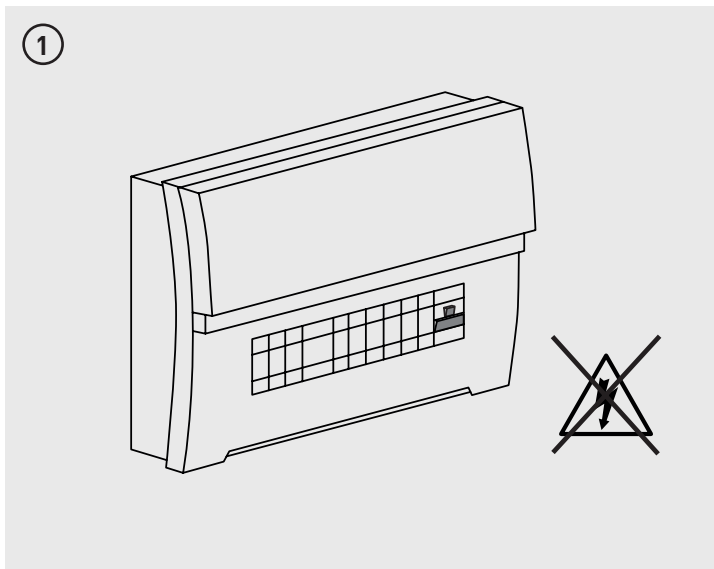
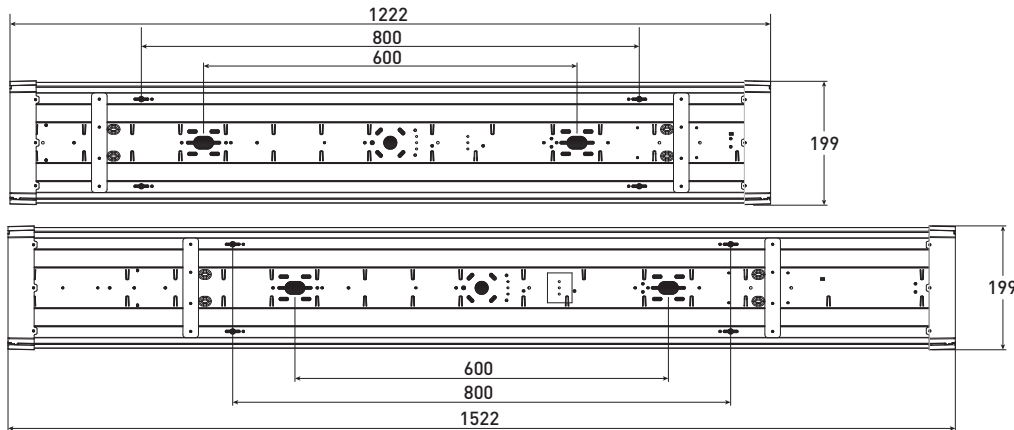
MONTAJE E INSTALACI3N **ES**

- Apto para voltajes de 220-240VAC
- Luminaria apta para instalaci3n a superficie o en suspensi3n
- Este producto debe ser desconectado del circuito de iluminaci3n antes del test de aislamiento y resistencia

MONTAGGIO E INSTALLAZIONE **IT**

- Adatto per l'uso con tensione di rete a 220-240VAC
- Apparecchio adatto per il montaggio a soffitto o il montaggio a sospensione
- Questo prodotto deve essere scollegato prima del test di resistenza di isolamento del circuito di illuminazione.

Part Code	Length	Centre Entry	BESA Fixings	Surface & Suspension Fixings
LOE12WLxx	1222mm	✓	600mm	800mm
LOE15WLxx	1522mm	✓	600mm	800mm



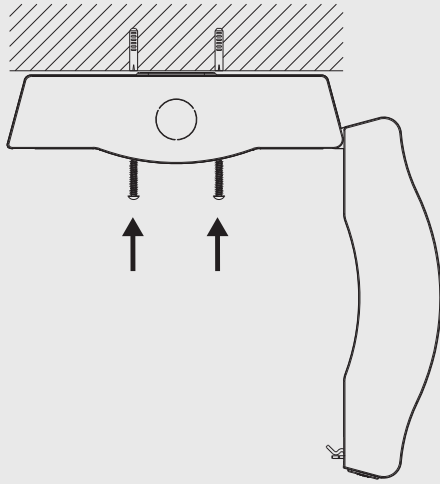
Tech Help Line
 UK - 0330 0249 279
 Non UK - +44 (0)1952 238 100
 Luceco plc, Telford, TF3 3BD, UK.

Visit our website at www.luceco.com

Servicio de asistencia telef3nica
 UK - 0330 0249 279
 Non UK - +34 93 829 55 74

Luceco SE, Barcelona, 08460, ES.
 Visite nuestra web en www.luceco.com

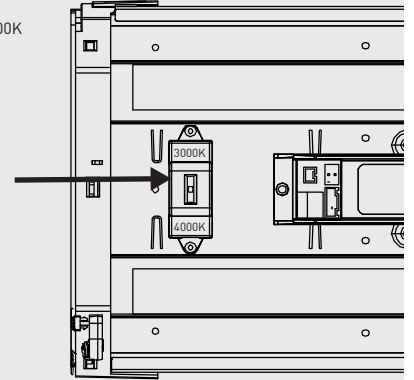
3



4

3000K/ 4000K CCT Change (Preset 4000K)

- FR- Changement de température de couleur 3000K/4000K (Préréglage 4000K)
- ES- Cambio de CCT de 3000K/4000K (preajuste 4000k)
- IT- Modifica CCT 3000k/ 4000K (Preimpostato 4000K)
- DE- 3000K/4000K CCT-Änderung (Voreinstellung 4000K)



5

DIP switch located on output side of driver

- FR- Commutateur DIP situé du côté sortie du pilote
- ES- Interruptor DIP ubicado en el lado de salida del controlador
- IT- Interruttore DIP situato sul lato di uscita del driver
- DE- DIP-Schalter auf der Ausgangsseite des Treibers

4FT POWER CHANGE

Pin 1	Pin 2	Output
On	On	5300lm
Off	On	4600lm
On	Off	3800lm
Off	Off	2900lm

5FT POWER CHANGE

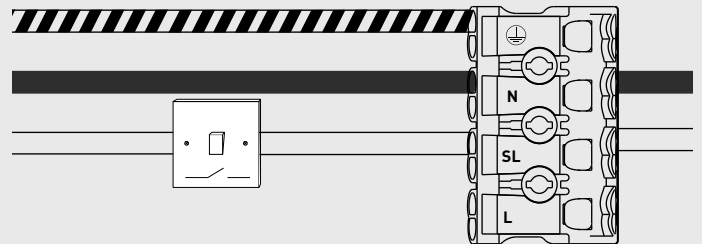
Pin 1	Pin 2	Output
On	On	7800lm
Off	On	7000lm
On	Off	5900lm
Off	Off	4800lm

Up = On Off = Down

6

Non-dimmable

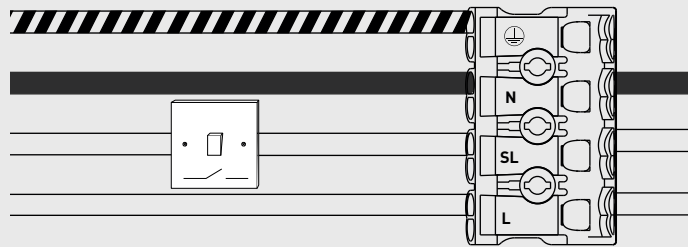
- FR- Non-dimmable
- ES- No dimmable
- IT- Non dimmerabile
- DE- Nicht dimmbar



7

Emergency

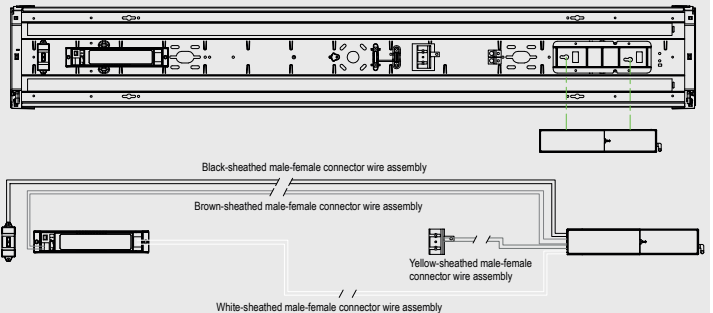
- FR- Urgence
- ES- Emergencia
- IT- Emergenza
- DE- Notbeleuchtung



8

Emergency

- FR- Urgence
- ES- Emergencia
- IT- Emergenza
- DE- Notbeleuchtung



Tech Help Line

UK - 0330 0249 279
Non UK - +44 (0)1952 238 100

Luceco plc, Telford, TF3 3BD, UK.

Visit our website at www.luceco.com

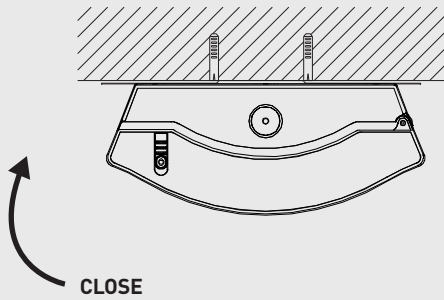
Servicio de asistencia telefónica

UK - 0330 0249 279
Non UK - +34 93 829 55 74

Luceco SE, Barcelona, 08460, ES.

Visite nuestra web en www.luceco.com

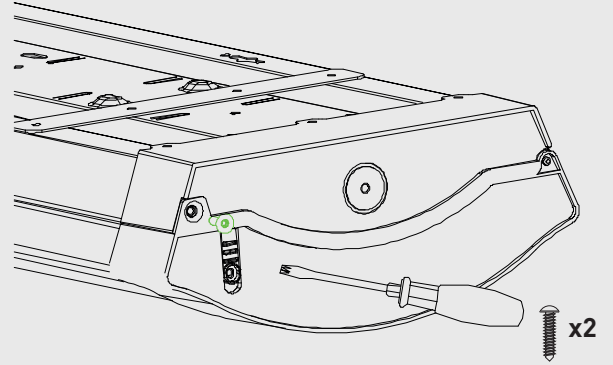
9



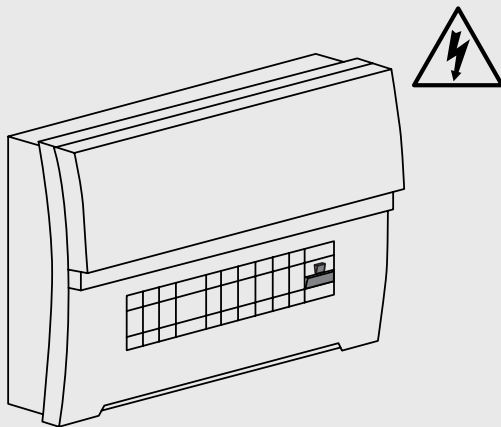
10

Use anti tamper screw here to secure

- FR- Utilisez ici une vis anti-effraction pour sécuriser
- ES- Utilice aquí un tornillo antisabotaje para asegurar
- IT- Utilizzare qui la vite antimanomissione per fissarla
- DE- Verwenden Sie hier zur Sicherung eine manipulationssichere Schraube



11



Tech Help Line

UK - **0330 0249 279**
 Non UK - **+44 (0)1952 238 100**

Luceco plc, Telford, TF3 3BD, UK.

Visit our website at www.luceco.com

Servicio de asistencia telefónica

UK - **0330 0249 279**
 Non UK - **+34 93 829 55 74**

Luceco SE, Barcelona, 08460, ES.

Visite nuestra web en www.luceco.com