



LINEA

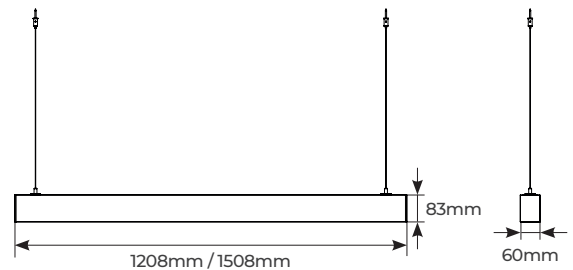
Product Features

- Suspended direct/indirect luminaire that can be mounted continuously or individually
- Aluminium extruded body finished in RAL9016. Low glare diffuser with flush die-cast aluminium endcaps
- Power and CCT selectable via easy to use dip switches for maximum adjustability



CAT NO.	DRIVER	LUMINAIRE LUMENS	WATTAGE
LLA12WDCC	Digital Dimmable	1900/2400/3100/3600	13.5/17/22/25.5
LLA15WDCC	Digital Dimmable	2400/3000/3600/4500	17/19/25.5/32

Product Drawing



Product Accessories

CAT NO.	DESCRIPTION
LLACON	Straight Connector
LLACONLWCC	Illuminated L Connector

PRODUCT OPTIONS

Luceco Platform Wireless	Insert LPW , eg. LLA15W24 LPW CC
Luceco Platform Wireless + Platform Emergency	Insert ELTLPW , eg. LLA15W24 ELTLPW CC
DALI Addressable Emergency	Insert DED , eg. LLA15W DED CC
Standard/Self-Test Emergency	Insert E , eg. LLA15W E DCC

CAT NO.	WEIGHT (kg)	EFFICACY (Lm/W)	CRI	FREQUENCY (Hz)	VOLTAGE	IK RATING	IP RATING	TEMP RANGE (°C)	AMBIENT TEMP RATED LIFE (°C)
LLA12WDCC	3	142	>80	50/60	220-240V	IK04	IP20	-20°C to +25°C	25
LLA15WDCC	3.75	142	>80	50/60	220-240V	IK04	IP20	-20°C to +25°C	25

STANDARD	DESCRIPTION
EN 60598-1	Luminaires – General requirements
EN 60598-2-1	Luminaires – Fixed general purpose
EN 61000-3-2	Electromagnetic compatibility (EMC) – Part 3-2: Limits – for harmonic current emissions
EN 61000-3-3	Limits – Limitation of voltage changes, voltage fluctuations and flicker in public low-voltage supply systems, for equipment with rated current ≤ 16 A per phase and not subject to conditional connection
EN 61547	Equipment for general lighting purposes – EMC immunity requirements
EN 55015	Limits and methods of measurement of radio disturbance characteristics of electrical lighting and similar equipment

