



PUREDRY

SMARTENERGY MONITORING

3 IN 1 DEHUMIDIFIER, AIR PURIFIER & IONISER

QUICK START GUIDE

PANEL CONTROLS



Power ON/OFF



Timer



Mode Selection



Fan Speed



Ionisation



Increase/Decrease
Humidity Target & Timer

⚠ For your own safety please familiarise yourself with the products instruction manual before using the dehumidifier. **DO NOT PLACE HORIZONTALLY.**



TRACK YOUR ELECTRICITY USE AND ENERGY COSTS

See your heating usage via MP SmartEnergy app. Inbuilt smart meter shows exactly how much energy you're using in real time – on your phone. Helping you to avoid large bills.



SMART ENERGY MONITORING FEATURE

Via MP SmartEnergy app it allows you to:

- Input personal energy tariff
- Track and monitor energy usage & cost in real time
- Set usage reminders/trackers to monitor spend

CONNECTING TO WIFI:

Log In Sign Up	Log In United Kingdom	Enter Wi-Fi Information Choose Wi-Fi and enter password SKYPJDEC
--------------------------	---------------------------------	---

- 1 | Open APP & select **Log In**.
- 2 | Enter login email address & password.
- 3 | Select WIFI Network, enter password. **Next.**

DOWNLOAD the MP SmartEnergy APP for control of the heater remotely.

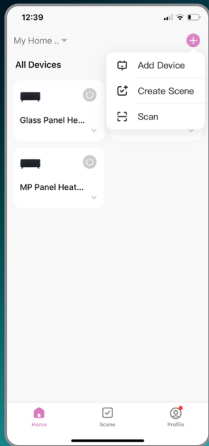


HEPA H13
AIR PURIFICATION

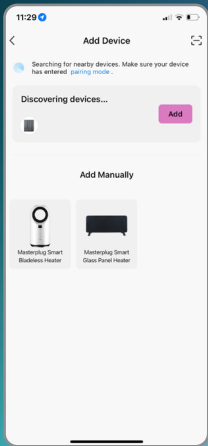
IONISER


DEHUMIDIFIER

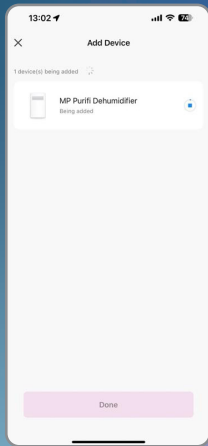
ADDING DEVICE:



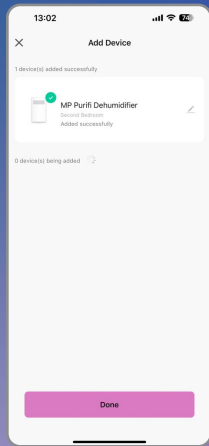
In home screen select **Add Device**.



Press  and wait for icon to flash, it is now in pairing mode.
Select **Add** on discovered devices.

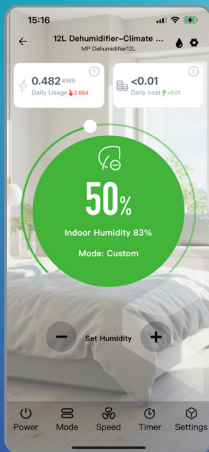


Allow device to sync.



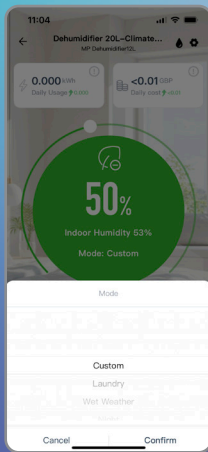
Select **Done**.

HUMIDITY



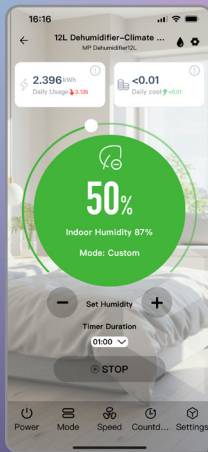
Press **+/-** buttons to set humidity.

MODE SELECTION



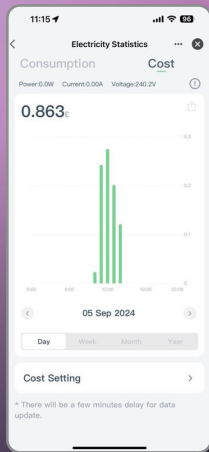
Press  button to select mode.

TIMER



Press  button to set timer.

ENERGY MONITORING



Use the MP SmartEnergy APP to monitor energy usage.

DOWNLOAD the MP SmartEnergy APP for control of the heater remotely.

