



# trailing socket **BASICS**



## POWER

provides power where you need it most

### FEATURES

- White moulded trailing socket
- Manufactured from high quality ABS material
- Rewireable
- Plug six items safely into one socket
- Power indicator
- Manufactured to BS1363-2

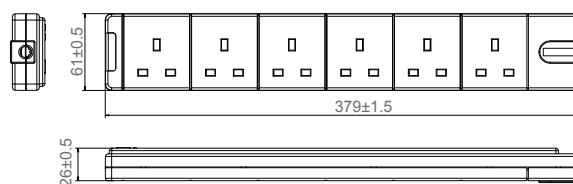


### PRODUCT IMAGES



SXG

### LINE DIAGRAMS



### PRODUCT INFORMATION

Part Number	SXG
Product Dimensions	Height 26mm x Width 379mm x Depth 61mm
Sockets	6

### TECHNICAL SPECIFICATIONS

Standard(s)	This product is certified to applicable British safety standards BS1363-2
Wall Mounting Option	No
Maximum Load (Wattage)	10A : 2400 Watts, 240 Volts. 13A : 3120 Watts, 240 Volts
IF IN DOUBT CONSULT A QUALIFIED ELECTRICIAN	



### SAFETY WARNING

Please read carefully and use in accordance with our safety instructions below:  
The total maximum load must not exceed 13 amps/3120 watts.  
Ensure that the plug fitted is to BS1363/A and fitted with a 13 amp fuse.

### WIRING INSTRUCTIONS


Use only 1.25mm or 1.5mm sq. 3 core flexible cable.  
Prepare cable as shown in **Figure 2**.  
Ensure unit is totally disconnected from mains.  
Remove terminal cover and cord grip by undoing the screws.  
Connect the correct coloured wire to the appropriate terminal as shown in **Figure 1** and ensure that the terminal screws are tightened securely.  
Ensure that the cable sheath is securely clamped using the cord grip as shown in **Figure 1**.

Replace terminal cover making sure of correct fit and tighten screws securely.

#### For Your Safety

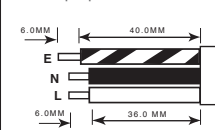
Wiring should be in accordance with these diagrams.

Figure 1  
Wiring arrangement



DO NOT CUT THE  
EARTH WIRE SHORT

Figure 2  
Cable preparation



E - Green/Yellow  
N - Blue  
L - Brown