



trailing socket BASICS



POWER

provides power where you need it most

FEATURES

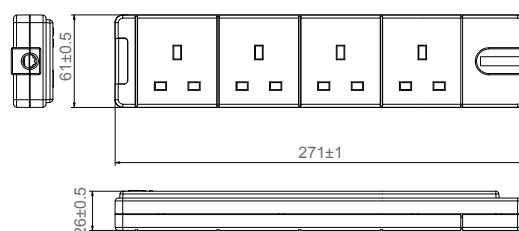
- White moulded trailing socket
- Manufactured from high quality ABS material
- Rewireable
- Plug four items safely into one socket
- Power indicator
- Manufactured to BS1363-2



PRODUCT IMAGES



LINE DIAGRAMS



PRODUCT INFORMATION

Part Number	UG
Product Dimensions	Height 26mm x Width 271mm x Depth 61mm
Sockets	4

TECHNICAL SPECIFICATIONS

Standard(s)	This product is certified to applicable British safety standards BS1363-2
Wall Mounting Option	No
Maximum Load (Wattage)	10A : 2400 Watts, 240 Volts. 13A : 3120 Watts, 240 Volts
IF IN DOUBT CONSULT A QUALIFIED ELECTRICIAN	



SAFETY WARNING

Please read carefully and use in accordance with our safety instructions below:
The total maximum load must not exceed 13 amps/3120 watts.
Ensure that the plug fitted is to BS1363/A and fitted with a 13 amp fuse.

WIRING INSTRUCTIONS

Use only 1.25mm or 1.5mm sq. 3 core flexible cable.
Prepare cable as shown in **Figure 2**.
Ensure unit is totally disconnected from mains.
Remove terminal cover and cord grip by undoing the screws.
Connect the correct coloured wire to the appropriate terminal as shown in **Figure 1** and ensure that the terminal screws are tightened securely.
Ensure that the cable sheath is securely clamped using the cord grip as shown in **Figure 1**.

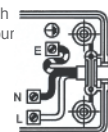
Replace terminal cover making sure of correct fit and tighten screws securely.

For Your Safety

Wiring should be in accordance with these diagrams.

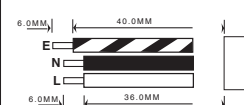
Figure 1
Wiring arrangement

The long Earth
is there for your
protection.



DO NOT CUT THE
EARTH WIRE SHORT

Figure 2
Cable preparation



E - Green/Yellow
N - Blue
L - Brown