



Fortress Circuit Protection

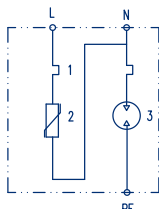
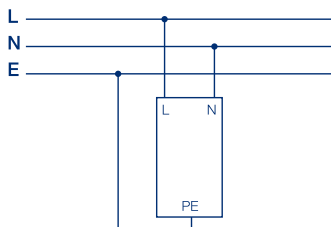
Type 2 Single Phase Surge Arrester

Fully Compliant to BSEN61643, BSEN62305 and the latest requirements of the 18th Edition Wiring Regulations BS7671

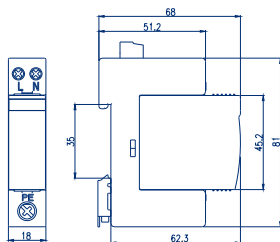
Installation notes for guidance

- Cable Size 1.5mm² min. - 6mm² max.
- Cable connecting length max. 500mm / shorter if possible
- Connect to 32amp MCB b or c curve
- Neutral connection to neutral bar
- Earth connection to earth bar
- These SPD's are connected in parallel not series so can be used on any rating of current
- When carrying out insulation test, remove earth cable to device, or remove module, or do test at reduced voltage 250V DC max. Failure to abide by this advice may damage the arrester
- Please note these devices are earth leakage free and may be connected before or after rcd's, rcbo's etc
- These surge arresters are ideal for domestic installations
- You only need one arrester per board and all your outgoing circuits on that board will be protected
- CUSPDT21 can be used on TNS, PME, TT systems
- This surge arrester is easy to install, just connect it in parallel to your board, see the diagram below

SPD According to	IEC61643-11 EN61643-11
Maximum continuous operating voltage UCV	275V
Voltage protection level up 3kA(8/20µs)kA	< 1.5kV
Nominal discharge current in (8/20µs)kA	L- N 20kA N-PE 20kA
Max. discharge current I _{max} (8/20µs)kA	L- N 40kA N-PE 40kA
Response time	L- N <25ns N-PE <100ns
Torque	PE:2.0Nm L&N:1.2Nm
Dimensions	W18mm x H81mm x D88mm
Degree of protection	IP20
Recommended backup MCB/fuse	32A
Terminal capacity	1.5-6mm ²
Visual indication of status	Green; 0k Red; Replace Module
DIN rail mountable	Yes



1. Detaching device
2. MOV
3. GDT



Batch Code Explanation

yyWxx: Manufacturing date code; year of manufacturing (yy) and week of manufacturing (Wxx)

Address/Helpline

Lucoco PLC
Stafford Park 1
Telford TF3 3BD
ENGLAND

(EU) Lucoco SE
C/ Bobinadora 1-5
08302 Mataró
SPAIN

If you have further technical assistance you can get in touch with our
Technical Helpline on:
+44 (0)3300 249 279
technical.support@bgelectrical.co.uk

Environmental Protection



This symbol is known as the "Crossed-out Wheeled Bin Symbol". When this symbol is marked on a product or battery, it means that it should not be disposed of with your general household waste. Some chemicals contained within electrical/electronic products or batteries can be harmful to health and the environment. Only dispose of electrical/electronic/battery items in separate collection schemes, which cater for the recovery and recycling of materials contained within. Your co-operation is vital to ensure the success of these schemes and for the protection of the environment.