

## PLATINUM MINI DOWNLIGHT

### Product Features

- Die-cast aluminium body design to provide optimal thermal control with aluminium bezel and an aluminium reflector.
- Recessed high performance downlight with efficacy up to 133 Llm/cW with choice of gloss or matt reflector.
- Recessed mounted with unique swing tab design for quick and easy installation. Cutout is 152mm.



CAT NO.	DRIVER	LUMINAIRE LUMENS	WATTAGE	EFFICACY Llm/cW	
Gloss Finish	LDP15W11GS40	Fixed Output	1050	8W	131
	LDP15W11GD40	Digital Dimmable	1050	8W	131
	LDP15W16GS40	Fixed Output	1600	12W	133
	LDP15W16GD40	Digital Dimmable	1600	12W	133
	LDP15W25GS40	Fixed Output	2500	20W	125
	LDP15W25GD40	Digital Dimmable	2500	20W	125
	LDP15W33GS40	Fixed Output	3300	27W	122
	LDP15W33GD40	Digital Dimmable	3300	27W	122

CAT NO.	DRIVER	LUMINAIRE LUMENS	WATTAGE	EFFICACY Llm/cW	
Matt Finish	LDP15W11MS40	Fixed Output	1050	8W	131
	LDP15W11MD40	Digital Dimmable	1050	8W	131
	LDP15W16MS40	Fixed Output	1600	12W	133
	LDP15W16MD40	Digital Dimmable	1600	12W	133
	LDP15W25MS40	Fixed Output	2500	20W	125
	LDP15W25MD40	Digital Dimmable	2500	20W	125
	LDP15W33MS40	Fixed Output	3300	27W	122
	LDP15W33MD40	Digital Dimmable	3300	27W	122

PRODUCT OPTIONS	
3000K Colour Temperature	Insert 30, e.g. LDP15W25GS30
Remote Emergency Pack	LED3EP80
Self Test Remote Emergency Pack	LED3EP80EST
DALI Addressable Emergency Pack	LED3EP80DED

To Specify:

Recessed high performance 165mm diameter downlight with efficacy up to 133 Llm/cW. Die-cast aluminium heatsink and bezel with aluminium reflector. Unique swingtab design makes installation faster and easier

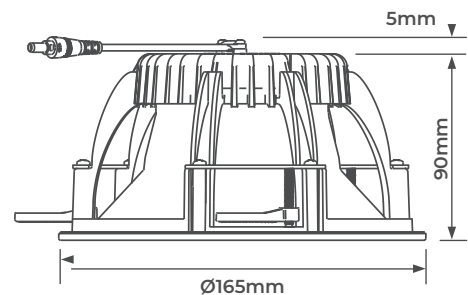


Gloss Finish



Matt Finish

### Product Drawing



Ø152mm

## PRODUCT ACCESSORIES

Circular Bezel – Polished Chrome	LDP15BPC
Circular Bezel – Brushed Steel	LDP15BBS
Circular Bezel EM – White	LDP15BWHEM
Clear Diffuser – White	LDP15BWHIP
Square Bezel – White	LDP15BSQWH
Square Bezel – Polished Chrome	LDP15BSQPC
Square Bezel – Brushed Steel	LDP15BSQBS
Drop Glass Frosted – White	LDP15BWHDF
Drop Glass Frosted – Polished Chrome	LDP15BPCDF
Drop Glass Frosted – Brushed Steel	LDP15BBSDF



LDP15BBS



LDP15BWHIP



LDP15BSQPC



LDP15BWHDF

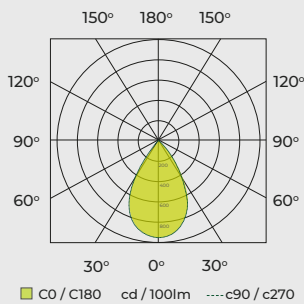
CAT NO.	WEIGHT (kg)	CRI	FREQUENCY (Hz)	SDCM	IK RATING	TEMP RANGE (°C)	AMBIENT TEMP RATED LIFE (°C)	L/B RATED LIFE
LDP15W11GS40	0.86	>80	50-60	<3	IK07	-20 to +40	40	L70 / B10
LDP15W11GD40	1.06	>80	50-60	<3	IK07	-20 to +40	40	L70 / B10
LDP15W16GS40	0.86	>80	50-60	<3	IK07	-20 to +40	40	L70 / B10
LDP15W16GD40	1.06	>80	50-60	<3	IK07	-20 to +40	40	L70 / B10
LDP15W25GS40	0.86	>80	50-60	<3	IK07	-20 to +40	40	L70 / B10
LDP15W25GD40	1.06	>80	50-60	<3	IK07	-20 to +40	40	L70 / B10
LDP15W33GS40	0.86	>80	50-60	<3	IK07	-20 to +40	40	L70 / B10
LDP15W33GD40	1.06	>80	50-60	<3	IK07	-20 to +40	40	L70 / B10
LDP15W11MS40	0.86	>80	50-60	<3	IK07	-20 to +40	40	L70 / B10
LDP15W11MD40	1.06	>80	50-60	<3	IK07	-20 to +40	40	L70 / B10
LDP15W16MS40	0.86	>80	50-60	<3	IK07	-20 to +40	40	L70 / B10
LDP15W16MD40	1.06	>80	50-60	<3	IK07	-20 to +40	40	L70 / B10
LDP15W25MS40	0.86	>80	50-60	<3	IK07	-20 to +40	40	L70 / B10
LDP15W25MD40	1.06	>80	50-60	<3	IK07	-20 to +40	40	L70 / B10
LDP15W33MS40	0.86	>80	50-60	<3	IK07	-20 to +40	40	L70 / B10
LDP15W33MD40	1.06	>80	50-60	<3	IK07	-20 to +40	40	L70 / B10

### LDP15W11MS40

#### Luminaire Performance

Light Output Ratio: 100%  
 Luminaire Efficacy: 131 Lm/W  
 Light Distribution: A70 + 98.9% ±1.1%  
 CIE Flux Codes: 89 97 99 99 100  
 UGR 4H 8H  
 (20%, 50%, 70%) C0 / C90: 17.6 / 18.0

#### Luminous Intensity

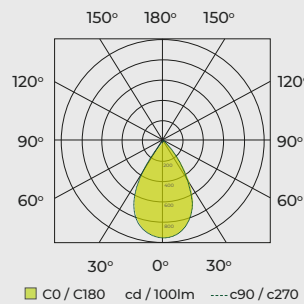


### LDP15W16MS40

#### Luminaire Performance

Light Output Ratio: 100%  
 Luminaire Efficacy: 133 Lm/W  
 Light Distribution: A70 + 98.9% ±1.1%  
 CIE Flux Codes: 89 97 99 99 100  
 UGR 4H 8H  
 (20%, 50%, 70%) C0 / C90: 19.1 / 19.2

#### Luminous Intensity

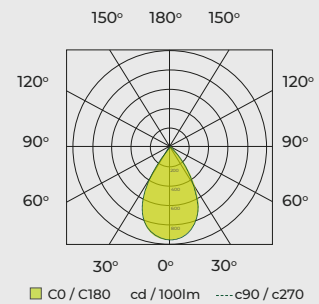


### LDP15W25MS40

#### Luminaire Performance

Light Output Ratio: 100%  
 Luminaire Efficacy: 125 Lm/W  
 Light Distribution: A70 + 98.9% ±1.1%  
 CIE Flux Codes: 89 97 99 99 100  
 UGR 4H 8H  
 (20%, 50%, 70%) C0 / C90: 20.0 / 20.4

#### Luminous Intensity



STANDARD	DESCRIPTION
EN 60598-1	Luminaires – General requirements
EN 60598-2-2	Luminaires – Recessed
EN 60598-2-22	Luminaires – Emergency
EN 61000-3-2	Electromagnetic compatibility (EMC) – Part 3-2: Limits – for harmonic current emissions
EN 61000-3-3	Limits – Limitation of voltage changes, voltage fluctuations and flicker in public low-voltage supply systems, for equipment with rated current $\leq 16$ A per phase and not subject to conditional connection
EN 61547	Equipment for general lighting purposes – EMC immunity requirements
EN 55015	Limits and methods of measurement of radio disturbance characteristics of electrical lighting and similar equipment

