

LED LUXPANEL CIRCULAR EDGELIT




UK ONLY

Standard & Dimmable Drivers
Ø120mm, Ø150mm, Ø180mm & Ø240mm


NOTE – To comply with regulations, installation must be carried out by suitably qualified competent person and in accordance with the current IEE Wiring Regulations (BS7671) and Building Regulations. A copy of the instructions must be left for the user/maintenance engineer for future reference.

For non-UK, please refer/consult local requirements

ENSURE ELECTRICAL SUPPLY IS DISCONNECTED/ ISOLATED BEFORE COMMENCING INSTALLATION

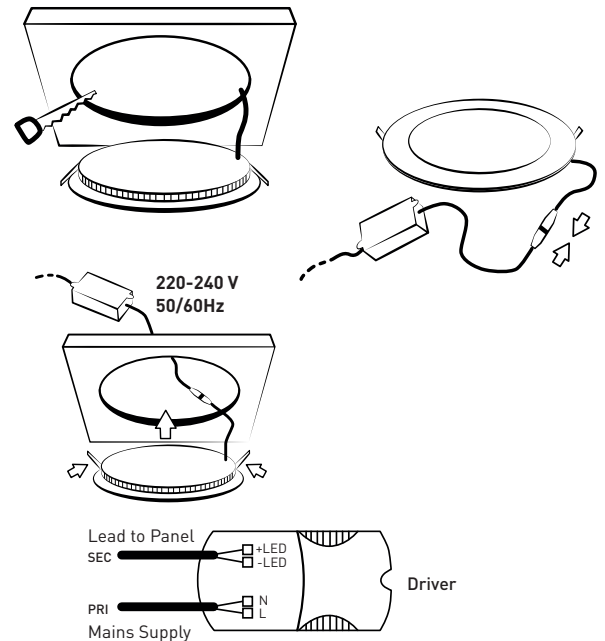


ACCESSORIES:



ASSEMBLY AND INSTALLATION

1. Turn OFF power supply, ensure all required equipment and tools are present
2. For installation in suspended ceilings, remove the relevant ceiling tile. Carefully mark the ceiling with the correct cut-out and check prior to cutting. **NOTE** – The cut-out is smaller than the product size. The ceiling may require additional inner reinforcement, depending on construction and condition
3. Connect the LED driver to the mains supply. **NOTE** – The driver is remote to the panel. Mains connection to the input terminals and the output terminal is to be connected to the lead supplied with the LuxPanel (Brown to +, Blue to -)
4. Connect the 2 parts of the lead from the LED driver to the LuxPanel
5. The LED driver should be positioned on top of an adjacent ceiling section. It is not recommended to place the components on top of the panel due to the extra weight
6. With the LuxPanel connected and installed, reinstate the mains power supply and test function



United Kingdom Warranty
 For other territories and for further information, please see www.luceco.com for details

Products are protected by guarantee for a period of 3 year warranty, from date of purchase against defects in material and workmanship (unless otherwise stated). Should a product fail to perform as described within the warranty period it will be repaired or replaced with the same or equivalent product by Luceco, free of charge provided that you: (1) return the product to us with shipping charge prepaid, (2) provide us with proof of the original date of purchase and (3) quote our return authorization number. Repaired or replaced products will be returned to you with shipping charges prepaid. Replacement products may be refurbished or contain refurbished materials. If in our sole discretion, we are unable to repair or replace a defective product, we will refund the purchase price of the product.

This warranty will not apply if in our judgment, the product fails due to damage in shipment, handling, storage, accident, abuse or misuse, or if it has been used in a manner not conforming to our product instructions, has been modified in any way, or has any serial number removed or defaced. Repair or attempted repair will void this warranty. Our maximum liability under the terms of this warranty is limited to the purchase price of the product covered by the warranty.

The warranty is given under English Law. If any part of this warranty is deemed unenforceable (including any provision in which we exclude our liability to you) the enforceability of any other parts of the warranty will not be affected. These terms do not reduce your statutory rights.

For Non-UK please contact Local Luceco Office for details. **THESE TERMS AND CONDITIONS ARE SUBJECT TO CHANGE WITHOUT PRIOR NOTICE.**

Eventually, you may want to replace this fitting;

Environmental Protection W.E.E.E (Wheellie Bin Symbol for EU ONLY)
 This symbol is known as the "crossed-out" wheellie Bin Symbol". When this symbol is marked on a product or battery, It means that it should not be disposed of with your general household waste. Some chemicals contained within electrical/electronic products or batteries can be harmful to health and the environment. Only dispose of electrical/electronic/battery items in separate collection schemes, which cater for the recovery and recycling of materials contained within. Your co-operation is vital to ensure the success of these schemes and for the protection of the environment.