



Technical Data

Euro Module Switch Modules

Brief product description:

Quick and easy to install, the Euro Module range provides flexibility for the end user to create a configuration that is customised for their need.

Features:

- Euro Module design, clips in to front plates
- Captive backed out terminal screws for fast installation
- Wide range of switch options

Product Images



EMSW12B EMSW12G EMSW12W

EMSW12ELB EMSW12ELG EMSW12ELW



EMSW12KYB EMSW12KYG EMSW12KYW

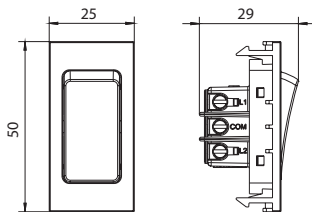
EMSW13B EMSW13G EMSW13W



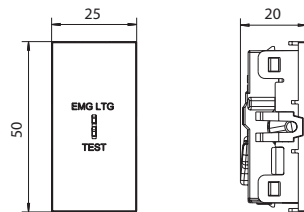
EMSW30B EMSW30G EMSW30W

EMSW30KYB EMSW30KYG EMSW30KYW

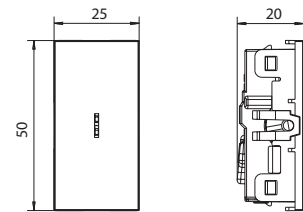
Line Diagrams



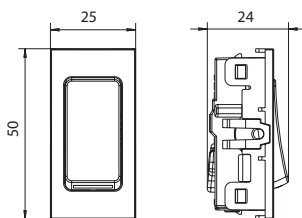
EMSW12x



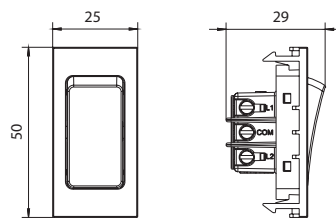
EMSW12ELx



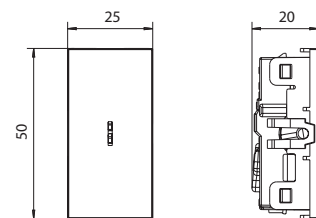
EMSW12KYx



EMSW13x



EMSW30x



EMSW30KYx



Euro Module Switch Modules

Technical Specifications

Standards	BS EN 60669-2-1
Rating	20A, 20AX inductive rated
Terminal Capacity	4 x 1mm ² 4 x 1.5mm ² 2 x 2.5mm ² & 1 x 4.0mm ²
Module Dimensions	25mm x 50mm
RoHS Directive	Yes
WEEE Directive	Yes
Mounting Box Depth (Min)	25mm



Packaging Information

Cat No.	Description	Packaging Type			Pack Quantity			Barcode		
		Product	Inner Box	Outer Box	Each	Inner Box	Outer Box	Individual	Inner Box	Outer Box
EMSW12B	20A 2 WAY - BLACK	Printed Bag	Printed Carton	Printed Carton	1	10	100	5050765135481	5050765135696	5050765135900
EMSW12G	20A 2 WAY - GREY	Printed Bag	Printed Carton	Printed Carton	1	10	100	5050765135498	5050765135702	5050765135917
EMSW12W	20A 2 WAY - WHITE	Printed Bag	Printed Carton	Printed Carton	1	10	100	5050765135474	5050765135689	5050765135894
EMSW12ELB	20A 2 WAY ELT - BLACK	Printed Bag	Printed Carton	Printed Carton	1	10	100	5050765135603	5050765135818	5050765136020
EMSW12ELG	20A 2 WAY ELT - GREY	Printed Bag	Printed Carton	Printed Carton	1	10	100	5050765135610	5050765135825	5050765136037
EMSW12ELW	20A 2 WAY ELT - WHITE	Printed Bag	Printed Carton	Printed Carton	1	10	100	5050765135597	5050765135801	5050765136013
EMSW12KYB	20A 2 WAY KEY - BLACK	Printed Bag	Printed Carton	Printed Carton	1	10	100	5050765135542	5050765135757	5050765135962
EMSW12KYG	20A 2 WAY KEY - GREY	Printed Bag	Printed Carton	Printed Carton	1	10	100	5050765135559	5050765135764	5050765135979
EMSW12KYW	20A 2 WAY KEY - WHITE	Printed Bag	Printed Carton	Printed Carton	1	10	100	5050765135535	5050765135740	5050765135955
EMSW13B	20A INTERMEDIATE - BLACK	Printed Bag	Printed Carton	Printed Carton	1	10	100	5050765135511	5050765135726	5050765135931
EMSW13G	20A INTERMEDIATE - GREY	Printed Bag	Printed Carton	Printed Carton	1	10	100	5050765135528	5050765135733	5050765135948
EMSW13W	20A INTERMEDIATE - WHITE	Printed Bag	Printed Carton	Printed Carton	1	10	100	5050765135504	5050765135719	5050765135924
EMSW30B	20A DP - BLACK	Printed Bag	Printed Carton	Printed Carton	1	10	100	5050765135634	5050765135849	5050765136051
EMSW30G	20A DP - GREY	Printed Bag	Printed Carton	Printed Carton	1	10	100	5050765135641	5050765135856	5050765136068
EMSW30W	20A DP - WHITE	Printed Bag	Printed Carton	Printed Carton	1	10	100	5050765135627	5050765135832	5050765136044
EMSW30KYB	20A DP KEY - BLACK	Printed Bag	Printed Carton	Printed Carton	1	10	100	5050765135573	5050765135788	5050765135993
EMSW30KYG	20A DP KEY - GREY	Printed Bag	Printed Carton	Printed Carton	1	10	100	5050765135580	5050765135795	5050765136006
EMSW30KYW	20A DP KEY - WHITE	Printed Bag	Printed Carton	Printed Carton	1	10	100	5050765135566	5050765135771	5050765135986

Weights & Dimensions

Cat No.	Description	Dimensions (H x W x D) cm				Weight (kg)				CBM (m ³)
		Unpacked Product	Packed Product	Inner Box	Outer Box	Each	Packed Product	Inner Box	Outer Box	Outer Box
EMSW12*	20A 2 WAY MODULE	5.0 x 2.5 x 2.9	11.0 x 7.0 x 3.1	6.2 x 7.7 x 14.7	16.5 x 16.0 x 32.0	0.017	0.018	0.21	2.26	0.00845
EMSW12EL*	20A 2 WAY ELT MODULE	5.0 x 2.5 x 2.0	11.0 x 7.0 x 2.2	6.2 x 7.7 x 14.7	16.5 x 16.0 x 32.0	0.023	0.024	0.27	2.86	0.00845
EMSW12KY*	20A 2 WAY KEY MODULE	5.0 x 2.5 x 2.0	11.0 x 7.0 x 2.2	6.2 x 7.7 x 14.7	16.5 x 16.0 x 32.0	0.022	0.023	0.26	2.76	0.00845
EMSW13*	20A INTERMEDIATE MODULE	5.0 x 2.5 x 2.4	11.0 x 7.0 x 2.6	6.2 x 7.7 x 14.7	16.5 x 16.0 x 32.0	0.022	0.023	0.26	2.76	0.00845
EMSW30*	20A DP MODULE	5.0 x 2.5 x 2.9	11.0 x 7.0 x 3.1	6.2 x 7.7 x 14.7	16.5 x 16.0 x 32.0	0.021	0.022	0.25	2.66	0.00845
EMSW30KY*	20A DP KEY MODULE	5.0 x 2.5 x 2.0	11.0 x 7.0 x 2.2	6.2 x 7.7 x 14.7	16.5 x 16.0 x 32.0	0.023	0.024	0.27	2.86	0.00845