

## ECO CLIMATE T8

### Product Features

- Linear weatherproof luminaire supplied with T8 LED tubes
- Polycarbonate body and diffuser with plastic clips
- Surface or suspension mounting via rear fixing brackets

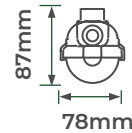
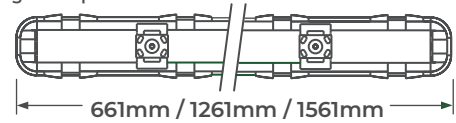


CAT NO.	TYPE	SIZE	LUMINAIRE LUMENS	WATTAGE
ECLT6W10S40	Single	2ft/600mm	800	10W
ECLT12W18S40	Single	4ft/1200mm	1500	18W
ECLT15W22S40	Single	5ft/1500mm	1950	22W

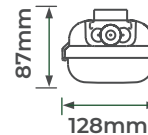
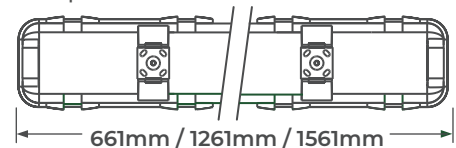
CAT NO.	TYPE	SIZE	LUMINAIRE LUMENS	WATTAGE
ECLT6W20S40	Twin	2ft/600mm	1600	20W
ECLT12W36S40	Twin	4ft/1200mm	3000	36W
ECLT15W44S40	Twin	5ft/1500mm	3900	44W

### Product Drawing

Single Lamp



Twin Lamp



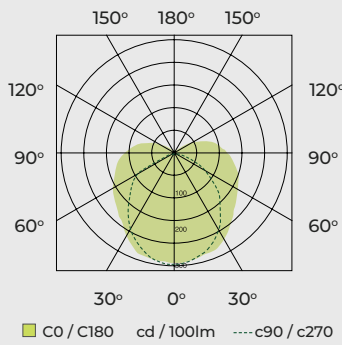
CAT NO.	WEIGHT (kg)	EFFICACY (Lm/W)	CRI	FREQUENCY (Hz)	IK RATING	TEMP RANGE (°C)	AMBIENT TEMP RATED LIFE (°C)	L/B RATED LIFE
ECLT6W10S40	0.7	80	>80	50-60	IK06	-20 to +25	25	L70 / B50
ECLT12W18S40	1.2	83	>80	50-60	IK06	-20 to +25	25	L70 / B50
ECLT15W22S40	1.4	88	>80	50-60	IK06	-20 to +25	25	L70 / B50
ECLT6W20S40	1	80	>80	50-60	IK06	-20 to +25	25	L70 / B50
ECLT12W36S40	1.85	83	>80	50-60	IK06	-20 to +25	25	L70 / B50
ECLT15W44S40	2.3	88	>80	50-60	IK06	-20 to +25	25	L70 / B50

## ECLT6W10S40

### Luminaire Performance

Light Output Ratio: 100%  
 Luminaire Efficacy: 836.33 lm/W  
 Light Distribution: B31+83.5%16.5%  
 CIE Flux Codes: 39 67 86 84 100  
 UGR 4H 8H  
 (20%, 50%, 70%) C0 / C90: 30.8 / 25.0

### Luminous Intensity

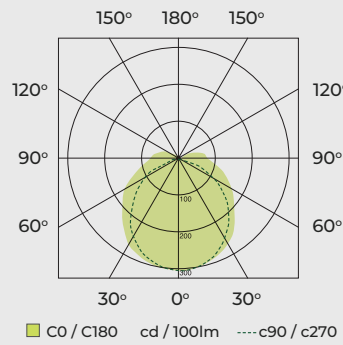


## ECLT15W44S40

### Luminaire Performance


Light Output Ratio: 100%  
 Luminaire Efficacy: 129.06 lm/W  
 Light Distribution: B31+88.0%12.0%  
 CIE Flux Codes: 43 72 90 88 100  
 UGR 4H 8H  
 (20%, 50%, 70%) C0 / C90: 23.8 / 19.7

### Luminous Intensity



STANDARD	DESCRIPTION
EN 60598-1	Luminaires – General requirements
EN 60598-2-1	Luminaires – Fixed general purpose
EN 61000-3-2	Electromagnetic compatibility (EMC) – Part 3-2: Limits – for harmonic current emissions
EN 61000-3-3	Limits – Limitation of voltage changes, voltage fluctuations and flicker in public low-voltage supply systems, for equipment with rated current ≤ 16 A per phase and not subject to conditional connection
EN 61547	Equipment for general lighting purposes – EMC immunity requirements
EN 55015	Limits and methods of measurement of radio disturbance characteristics of electrical lighting and similar equipment

**LUCECO**

 This luminaire contains built-in LED lamps.

**A++**  
**A+**  
**A**  
**B**  
**C**  
**D**  
**E** } LED

The lamps cannot be changed in the luminaire.

874/2012 