
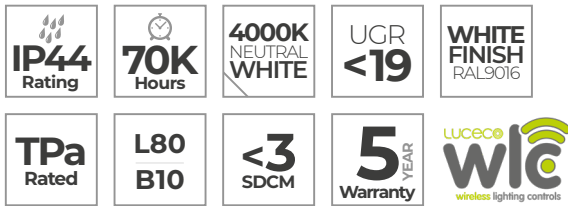


LUXPANEL EXTRA 600 x 600

Product Features

- Backlit LED Panel with slimline 30mm depth finished in RAL9016 white
- Plug and play ENEC approved loop in-out driver with power change dip switch on fixed output versions
- 600x600mm white aluminium frame with TPa rated diffuser and UGR19 compliant
- Recessed mounted suitable for use in 15mm or 24mm standard exposed ceiling grids
- Rear safety wire suspension points as standard



CAT NO.	DRIVER	LUMINAIRE LUMENS	WATTAGE	Llm/W
LBX66WLS40	Fixed Output	2000 / 2800	14 / 20W	143
LBX66WHS40	Fixed Output	3500 / 4200	24.5 / 30W	143
LBX66W20D40	Digital Dimmable	2000	14W	143
LBX66W28D40	Digital Dimmable	2800	20W	140
LBX66W35D40	Digital Dimmable	3500	24.5W	143
LBX66W42D40	Digital Dimmable	4200	30W	140

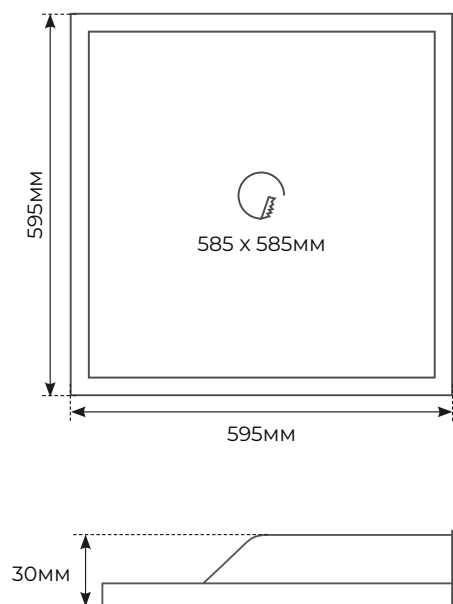
To Specify:

Recessed Luxpanel Extra 600x600mm LED Panel with efficacy up to 143Llm/cw, UGR19 and TPa rated diffuser.

PRODUCT ACCESSORIES	
600x600 Surface Mounting Frame	LPF66W
600x600 Plasterboard Recessing Frame	LPF66SCRF
4 point 1.5 Metre Suspension Kit	EBPWSK415

PRODUCT OPTIONS	
Luceco 3 Hour Remote Emergency Pack	LED3EP80
Self-Test Emergency Pack	LED3EP80EST
DALI Addressable Emergency Pack	LED3EP80DED
Luceco Platform Wireless – insert LPW	LBX66W28LPW40
Luceco Elevate Wireless – insert LEW	LBX66W28LEW40

Product Drawing



CAT NO.	WEIGHT	CRI	VOLTAGE	FREQUENCY (Hz)	CURRENT	TEMP RANGE (°C)	AMBIENT TEMP RATED LIFE (°C)
LBX66WLS40	TBC				TBC		
LBX66WHS40	TBC				TBC		
LBX66W20D40	TBC	>80	220-240V	50-60	TBC	-20° - +25°	25
LBX66W28D40	TBC						
LBX66W35D40	TBC						
LBX66W42D40	TBC						

LBX66WLS40
Luminaire Performance

Luminaire Efficiency: **100%**
 Luminaire Efficacy: **140 lm/W**
 Classification: **A50 ±99.6% ±0.4%**
 CIE Flux Codes: **60 87 97 100 100**
 UGR 4H 8H (20%, 50%, 70%) **16.4 / 16.6**
 C0 / C90:

Luminous Intensity

■ C0 / C180 cd / 1000lm --- c90 / c270

LBX66WHS40 3500lm
Luminaire Performance

Luminaire Efficiency: **100%**
 Luminaire Efficacy: **143 lm/W**
 Classification: **A50 ±99.6% ±0.4%**
 CIE Flux Codes: **60 87 97 100 100**
 UGR 4H 8H (20%, 50%, 70%) **17.2 / 17.4**
 C0 / C90:

Luminous Intensity

■ C0 / C180 cd / 1000lm --- c90 / c270

LBX66WHS40 4200lm
Luminaire Performance

Luminaire Efficiency: **100%**
 Luminaire Efficacy: **140 lm/W**
 Classification: **A50 ±99.6% ±0.4%**
 CIE Flux Codes: **60 87 97 100 100**
 UGR 4H 8H (20%, 50%, 70%) **17.8 / 18.0**
 C0 / C90:

Luminous Intensity

■ C0 / C180 cd / 1000lm --- c90 / c270

STANDARD	DESCRIPTION
EN 60598-1	Luminaires – General requirements
EN 60598-2-2	Luminaires – Recessed
EN 60598-2-22	Luminaires – Emergency
EN 61000-3-2	Electromagnetic compatibility (EMC) – Part 3-2: Limits – for harmonic current emissions
EN 61000-3-3	Limits – Limitation of voltage changes, voltage fluctuations and flicker in public low-voltage supply systems, for equipment with rated current ≤ 16 A per phase and not subject to conditional connection
EN 61547	Equipment for general lighting purposes – EMC immunity requirements
EN 55015	Limits and methods of measurement of radio disturbance characteristics of electrical lighting and similar equipment

