

LUCECO
LIGHTING



FTtype

DOWNLIGHTS

Making Downlighting Choices Easier

www.luceco-ftype.com

FType

DOWNLIGHTS

Simple Options, Larger Choice


FType simplifies decision making with just 3 distinct options that deliver functionality, performance and aesthetic excellence, across a far greater choice.


Designed for new build or retrofit applications, the highly styled FType downlights offer Dim2Warm CCT lighting options and a choice of 4 colour CCT. With over 208 style combinations, it takes 3 simple steps to create personalised lighting that blends to the décor of any space:

Step 1 - Choose your FType model - Essence, Mk2 or Ultra


Step 2 - Choose the colour temperature and wattage to suit the lighting requirements

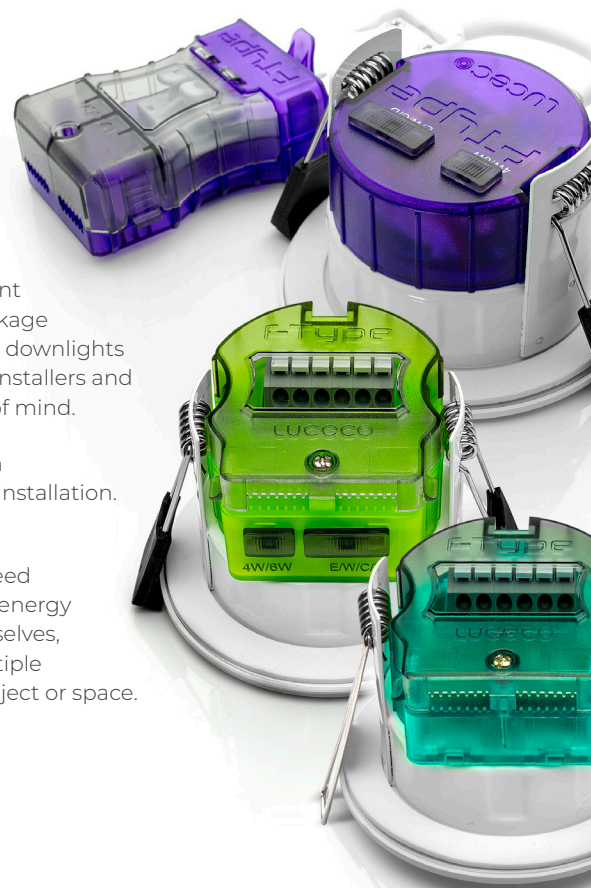
Step 3 - Choose Flat, Regressed or Adjustable bezel style & colour finish to match the room theme (Supplied with white bezel)

 **Innovation**
With installers at the forefront of design, FType products have been re-engineered to provide extended value and benefit beyond just lighting.

 **Peace of Mind**
Fully Part L building regulation compliant with all 30,60,90 min & i-Joist fire, air leakage and acoustic testing certification. FType downlights are designed to meet all tests and give installers and users complete confidence and peace of mind.

Offering 3-7 years warranties, ensuring a 'right first time' approach to any wiring installation.


 **Performance**
From time-saving benefits enabling speed and accuracy of installation, through to energy efficient choices within the lights themselves, this range can span efficiently over multiple applications and is adaptable to any project or space.



Core New Features


1. QuickView™ Window

FType downlights come equipped with a convenient QuickView Cable Window. This feature enables easy inspection of wire connections, even after cables are secured in place. This provides the contractor with added safety and reassurance that the connection is secure.



2. Easy and quicker install

Trade rated SpeedFit and Patent pending ClipFit connector simplify installation and reduce time by providing easy access to quick wiring. Whether for simple retrofit or new builds requiring 500V insulation resistance testing, Mk2 and Ultra cover all needs.



3. Full lighting and power control

Achieve the desired lighting atmosphere with the FType Mk2 and Ultra power and colour change function. A flick of a switch allows full versatility and adjustment. Choose between 4W & 6W and different colour settings & modes to create the right lighting scene.



4. Super-efficient Chips

Utilising only the very latest LED technology to maximise performance and energy savings, FType incorporates super-efficient LED chips, that boast an impressive luminous efficacy between 120 to 160 lumens per watt (Lm/W), setting new benchmarks.



**DIM2
WARM**
AS STANDARD
(MK2 & ULTRA MODELS)

DIM2WARM
TECHNOLOGY

Create that cosy space.

Dim2Warm CCT technology also adjusts colour temperature as you dim, to create that warm tone associated with traditional dimmed filament and halogen lighting.

The more you dim, the warmer the glow.



WARM WHITE
100% BRIGHTNESS / 3000K

COSY WHITE
10% BRIGHTNESS / 2400K



COOL WHITE
100% BRIGHTNESS / 4000K

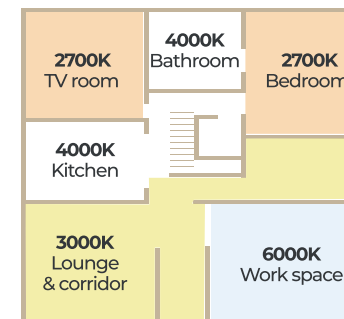
COOL WHITE
10% BRIGHTNESS / 4000K

COLOUR CHANGE

ONE LIGHT, FOUR WHITES

Alternatively opt for the 4 colour CCT version of Mk2 or Ultra for maximum flexibility. Offering a choice of 2700K & 3000K, that creates a more relaxed and comfortable environment, or 4000K & 6000K suitable for more task focused rooms.

These downlights are perfect for all applications, enabling any room to be fully customised based on lighting preferences and preferred colour temperature, with a flick of a switch.



2700K
EXTRA WARM WHITE

3000K
WARM WHITE

4000K
COOL WHITE

6000K
DAYLIGHT WHITE

FType

Essence

When project budget is a priority

FType Essence is the perfect choice of fire-rated LED downlights for projects where a low-cost downlight is needed.

These low-profile downlights strike an ideal balance between functionality, design, performance and cost. With LEN-LEN terminals and trade-rated SpeedFit housing design, installation becomes a breeze and upgrading to downlights becomes affordable.

Available in 3000K Warm White or 4000K Cool White light output options and a range of bezel colours.

Ideal for any application, including bathrooms and shallow ceiling void installation. With a 3-year warranty, you can trust in their quality and durability.





QuickView™ Window

Check wired cable connections are secure after locking lid shut.



SpeedFit™ Connector

Trade rated Speedfit loop in/out piano terminals for solid or stranded cable



Brushed Steel
FTBZFBS-01 - Flat

Matt Black
FTBZFBK-01 - Flat

Polished Chrome
FTBZFPC-01 - Flat

Removable Bezels
Twist-lock flat, ideal for decorating and painting ceilings

FLAT

Cat No.	Wattage	Colour Temp	Luminaire Lumen	Luminaire lm/W	LED Chip lm/W+
EFTF5W30-01	5W	3000K	515lm	103lm/W	>120
EFTF5W40-01	5W	4000K	550lm	110lm/W	>120

FType

Mk2

FType Mk2 is the new standard for downlights specifically for retro-fit applications and includes a wealth of innovation, benefits and lighting options combined with stylish, slimline aesthetics.


Innovations include an easy-access ClipFit™ connector - designed to revolutionise installation by providing 360° wiring access, and a revolutionary QuickView™ window that enables at-a-glance inspection to ensure wiring termination is safe and secure.

A 4W and 6W selectable output is standard, allowing lighting spaces to be easily customised to taste or requirement. Available in both Dim2Warm CCT and 4Colour CCT variants, giving full control over lighting style and ambience, along with a range of slimline, decorative bezel choices.

QuickView™

Window

Check wired cable connections are secure after locking lid shut



**DIM2
WARM**

**COLOUR
CHANGE**

LED CHIP
>135
lumens
per watt

IP65
Rating

Dimmable

30 60 90
mins
Fire Rated

60°
Beam Angle

I-JOIST
COMPLIANT

76%
Cutout

INSULATION
COVERABLE

40K
Hours

Acoustic
Part E

5
YEAR
Warranty

Air Leakage
Part C

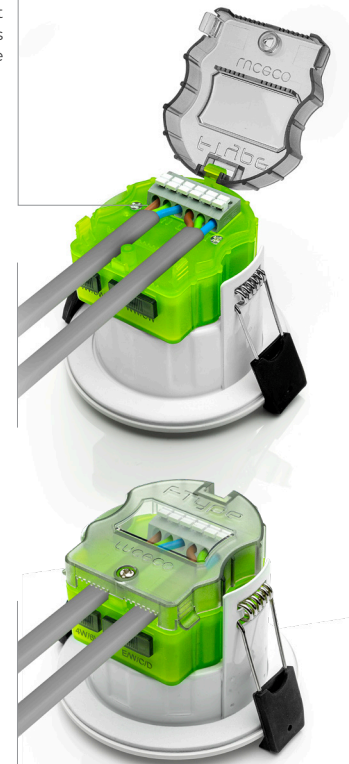
Power & Colour Select

Selectable 4W, 6W & 2700K Extra Warm 3000K Warm White 4000K Cool White 6000K Daylight White



SpeedFit™ Connector

Trade rated Speedfit loop in/out piano terminals for solid or stranded cable



Brushed Steel

FTBZFBS-01 - Flat
FTBZRBS-01 - Regressed

Matt Black

FTBZFBK-01 - Flat
FTBZRBK-01 - Regressed

Polished Chrome

FTBZFPC-01 - Flat
FTBZRPC-01 - Regressed

Removable Bezels

Twist-lock flat or regressed, ideal for decorating and painting ceilings

**DIM2
WARM**

**COLOUR
CHANGE**



FLAT

REGRESSED

ADJUSTABLE

FIXED

REGRESSED

Cat No.	Bezel Type	Wattage	Colour Change Temp	Luminaire Lumen	Luminaire lm/W	LED Chip lm/W+
FTF6WD2W	Flat	4W/6W	Dim2Warm 3000-2400K*	425/675lm (3000K)	106 / 113lm (3000K)	>135
FTR6WD2W	Regressed			460/690lm (4000K)	115 / 115lm (4000K)	
FTA6WD2W	Adjustable					
FTF6WCCT	Flat	4W/6W	2700K, 3000K, 4000K, 6000K	465 / 710lm (2700K)	116 / 118lm (2700K)	>160
FTR6WCCT	Regressed			470 / 725lm (3000K)	118 / 121lm (3000K)	
				485 / 750lm (4000K)	121 / 125lm (4000K)	
				480 / 745lm (6000K)	120 / 124lm (6000K)	

Note: Dim2Warm CCT function only available in 3000K setting. 4000K does not mix colour when dimmed. Downlight can also be installed with standard light switch (no dimmer). Default output 100% brightness in selected colour and wattage setting.

FType

Ultra

FType Ultra represents the pinnacle of downlight technology today and has been developed to facilitate easy first-second fix installations. Ultra offers the very latest innovation for safety, ease of installation and testing compliance.

Ultra provides a wealth of benefits for contractors, sellers and homeowners alike whilst providing greater choice, lighting customisation and stylish, slimline aesthetics.

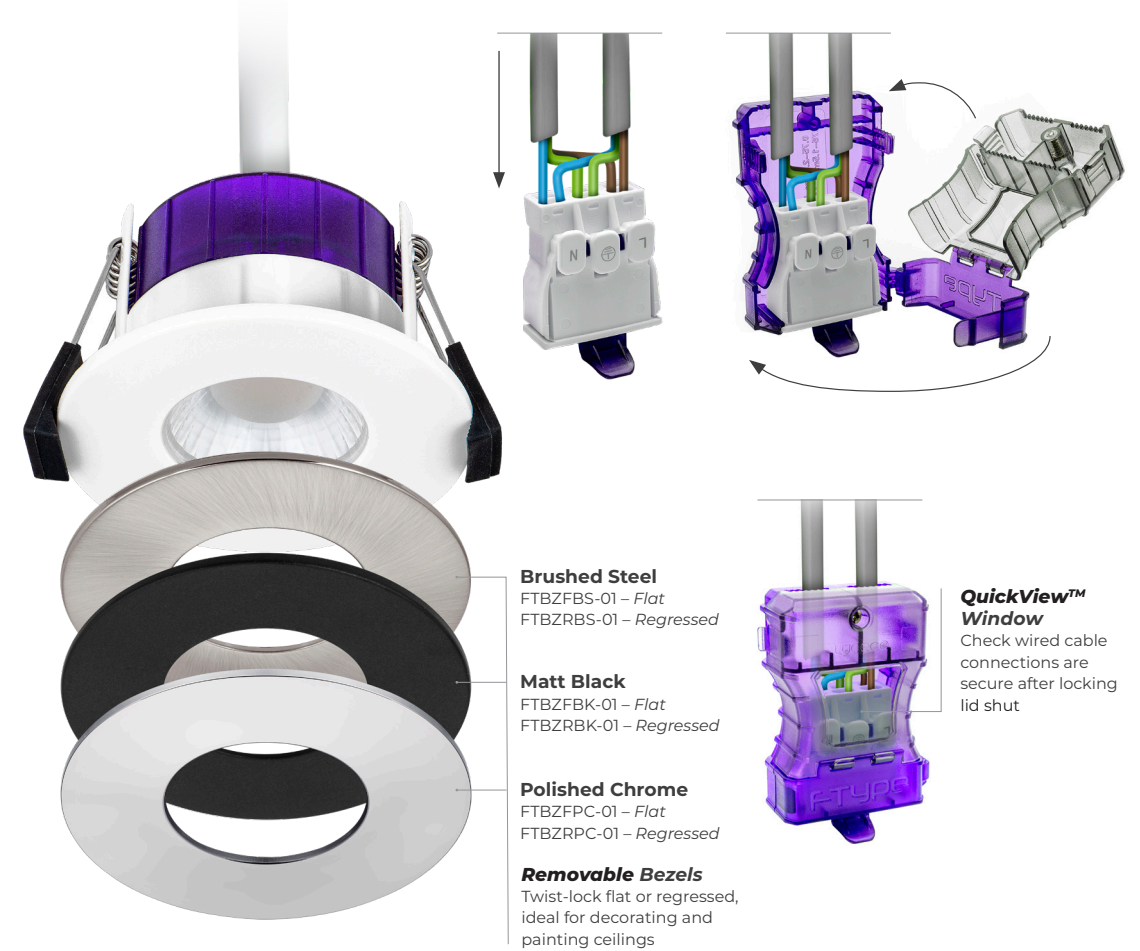
Innovations include an easy-access ClipFit™ connector - designed to revolutionise installation by providing 360° wiring access, a QuickView™ window to ensure the wiring is safe and secure and a 500V insulation resistance compatible VDE connector, ideal for stuff cable connection. Available in both Dim2Warm CCT and 4Colour CCT variants with a range of slimline, decorative bezel choices.



VDE-certified terminal block, compatible with 18th edition 500V insulation resistance testing UK Patent Pending No. 2305019.8

Power & Colour Select

Selectable **4W, 6W** & **2700K** Extra Warm
3000K Warm White
4000K Cool White
6000K Daylight White



Cat No.	Bezel Type	Wattage	Colour Change Temp	Luminaire Lumen	Luminaire lm/W	LED Chip lm/W+
UTF6WD2W	Flat		Dim2Warm 3000-2400K*	425/675lm (3000K)	106 / 113lm (3000K)	>135
UTR6WD2W	Regressed	4W/6W	4000K	460/690lm (4000K)	115 / 115lm (4000K)	
UTA6WD2W	Adjustable					
UTF6WCCT	Flat			465 / 710lm (2700K) 470 / 725lm (3000K)	116 / 118lm (2700K) 118 / 121lm (3000K)	>160
UTR6WCCT	Regressed	4W/6W	2700K, 3000K, 4000K, 6000K	485 / 750lm (4000K) 480 / 745lm (6000K)	121 / 125lm (4000K) 120 / 124lm (6000K)	

Note: Dim2Warm CCT function only available in 3000K setting. 4000K does not mix colour when dimmed. Downlight can also be installed with standard light switch (no dimmer). Default output 100% brightness in selected colour and wattage setting.

UK

HEAD OFFICE

Email: info@luceco.com
Luceco plc, Caparo House,
103 Baker Street, London
England, W1U6LN

DISTRIBUTION CENTRE:

Tel: +44 (0) 1952 238 100
Email: uk_sales@luceco.com
Luceco plc
Luceco Distribution Centre
Stafford Park 1, Telford
Shropshire, England, TF3 3BD

GERMANY:

Tel: +49 40 89066 878 – 0
Email: eu_sales@luceco.com
Luceco GmbH
Holstenplatz 20b
22765 Hamburg, Germany

FRANCE:

Tel: +33 (0)1 61 10 10 35
Email: fr_sales@luceco.com
Luceco SAS France & Belux
3 Rue de Courtaulin
Magny Le Hongre 77700
Paris, France

ITALY:

Tel: +39 0434 1696795
Email: it_sales@luceco.com
Luceco Southern Europe,
S.L. Via Amman 10
33170 Pordenone, Italy

SPAIN:

Tel: +34 93 829 55 75
Email: es_sales@luceco.com
Luceco Southern Europe,
S.L. C/ Bobinadora 1 Local 7
08302 Mataró
Barcelona (SPAIN)

MIDDLE EAST:

Tel: +971 4 609 1867
Email: mea_sales@luceco.com
Luceco Middle East FZCO
Bldg. 5EB, Office 342
PO Box 371128, DAFZA
Dubai, UAE

ASIA PACIFIC

JIAXING:

Tel: +86 (0) 573 8357 0200
Email: asia_sales@luceco.com
No 1438, Jiachuang Road
Xiuzhou Industrial Park, Jiaxing
Zhejiang, China, P.C. 314031

MEXICO & LATIN AMERICA:

Tel: + 52 (81) 4737 0765
Email: ventas@luceco.com
Luceco México
Av. Lázaro Cardenas #318 int 201, Col Real
San Agustín, San Pedro Garza García
N.L. México CP 66278
(Torre MX, Piso #2, Oficina 201)

AFRICA:

Tel: +27 11 432 6779
Email: africa_sales@luceco.com
Unit 2, Cedarwood Office Park
Chr. Western Service and
Mount Lebanon Road, Woodmead
South Africa, 2144

TECHNICAL SUPPORT:

Tel: 0330 0249 279
Email: technical@luceco.com
Lines open Monday to Friday
8.30am to 5pm, with answer
phone service outside
these hours.

