

OPUS

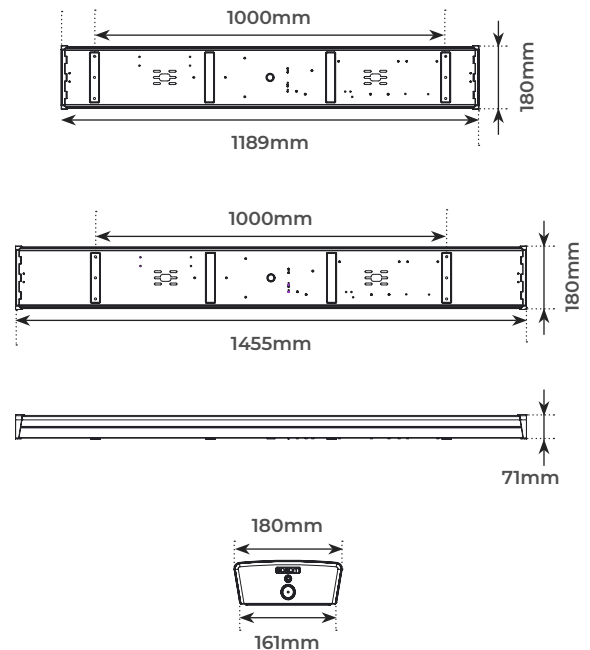
Product Features

- White painted steel body with polycarbonate opal diffuser and secured end caps
- Two body sizes with low and high output options available with efficacy up to 133 Llm/cW
- Surface or suspension mounted with BESA fixing and central cable entry



CAT NO.	DRIVER	LUMINAIRE LUMENS	WATTAGE	EFFICACY Llm/cW
LOP12O22S40	Fixed Output	2200	17W	129
LOP12O22E40	Fixed Output + Emergency	2200	17W	129
LOP12O40S40	Fixed Output	4000	30W	133
LOP12O40E40	Fixed Output + Emergency	4000	30W	133
LOP15O32S40	Fixed Output	3200	28W	114
LOP15O32E40	Fixed Output + Emergency	3200	28W	114
LOP15O60S40	Fixed Output	6000	52W	115
LOP15O60E40	Fixed Output + Emergency	6000	52W	115
LOP15O80S40	Fixed Output	8000	70W	114
LOP15O80E40	Fixed Output + Emergency	8000	70W	114

Product Drawing



PRODUCT OPTIONS	
Digital Dimmable	Insert D , eg. LOP12O22 D 40
Emergency Dimmable	Insert ED , eg. LOP12O22 ED 40
Microwave	Insert MW , e.g. LOP12O22S40 MW
Emergency Microwave	Insert E and MW , e.g. LOP12O22 E 40 MW

Product Accessories

CAT NO.	DESCRIPTION
LWSK415	1.5m Suspension Kit

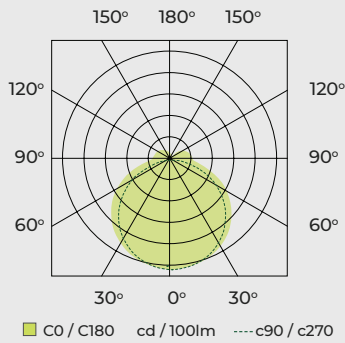
CAT NO.	WEIGHT (kg)	CRI	FREQUENCY (Hz)	SDCM	IK RATING	TEMP RANGE (°C)	AMBIENT TEMP RATED LIFE (°C)	L/B RATED LIFE	BESA FIXING CENTRES
LOP12O22S40	4	>80	50-60	<3	IK08	-20 to +25	25	L80 / B10	600mm
LOP12O22E40	4.3	>80	50-60	<3	IK08	0 to +25	25	L80 / B10	600mm
LOP12O40S40	4.05	>80	50-60	<3	IK08	-20 to +25	25	L80 / B10	600mm
LOP12O40E40	4.35	>80	50-60	<3	IK08	0 to +25	25	L80 / B10	600mm
LOP15O32S40	4.9	>80	50-60	<3	IK08	-20 to +25	25	L80 / B10	600mm
LOP15O32E40	5.2	>80	50-60	<3	IK08	0 to +25	25	L80 / B10	600mm
LOP15O60S40	5	>80	50-60	<3	IK08	-20 to +25	25	L80 / B10	600mm
LOP15O60E40	5.3	>80	50-60	<3	IK08	0 to +25	25	L80 / B10	600mm
LOP15O80S40	5	>80	50-60	<3	IK08	-20 to +25	25	L80 / B10	600mm
LOP15O80E40	5.3	>80	50-60	<3	IK08	0 to +25	25	L80 / B10	600mm

LOP12040S40

Luminaire Performance

Luminaire efficiency: 100%
 Luminaire efficacy: 114.29 lm/W
 Classification: B31 \pm 86.0% \pm 14.0%
 CIE Flux Codes: 42 72 91 86 100
 UGR 4H 8H: 23.8 / 20.7
 Power: 35 W
 Luminous flux: 4000 lm
 Dimensions: 1200 mm x 180 mm x 69 mm

Luminous Intensity

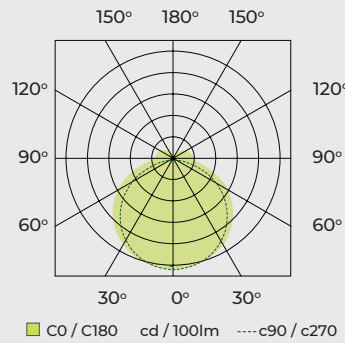


LOP15060S40

Luminaire Performance

Luminaire efficiency: 100%
 Luminaire efficacy: 115.38 lm/W
 Classification: B31 \pm 86.1% \pm 13.9%
 CIE Flux Codes: 42 72 91 86 100
 UGR 4H 8H: 24.5 / 21.5
 Power: 52 W
 Luminous flux: 6000 lm
 Dimensions: 1455 mm x 180 mm x 69 mm

Luminous Intensity



STANDARD	DESCRIPTION
EN 60598-1	Luminaires – General requirements
EN 60598-2-22	Luminaires – Particular requirements: Luminaires for emergency lighting
EN 60598-2-1	Luminaires – Part 2: Particular requirements – Section One: Fixed general purpose luminaires
EN 61000-3-2	Electromagnetic compatibility (EMC) – Part 3-2: Limits – for harmonic current emissions
EN 61000-3-3	Limits – Limitation of voltage changes, voltage fluctuations and flicker in public low-voltage supply systems, for equipment with rated current \leq 16 A per phase and not subject to conditional connection
EN 61547	Equipment for general lighting purposes – EMC immunity requirements
EN 55015	Limits and methods of measurement of radio disturbance characteristics of electrical lighting and similar equipment

