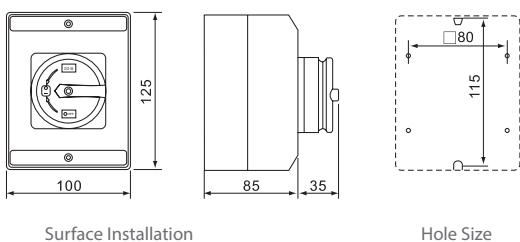




# Rotary Isolator - Rotary Switch Disconnecter

## Line Diagrams

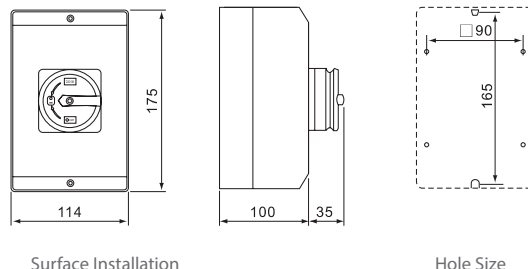
CPRSD416/CPRSD420/CPRSD425



Surface Installation

Hole Size

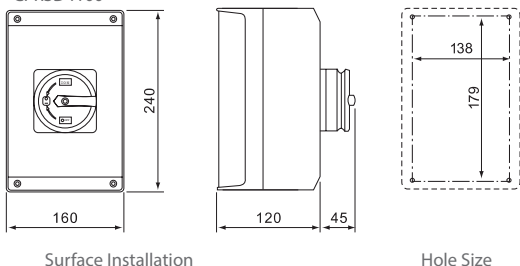
CPRSD432/CPRSD440/CPRSD463



Surface Installation

Hole Size

CPRSD4100



Surface Installation

Hole Size

## Packaging Information

Cat No.	Description	Packaging Type			Pack Quantity			Barcode		
		Product	Inner Box	Outer Box	Each	Inner Box	Outer Box	Individual	Inner Box	Outer Box
CPRSD416	4P AC 16A IP65	N/A	Brown carton+label	Brown Box+label	1	1	20	N/A	5050765038270	5050765038300
CPRSD420	4P AC 20A IP65	N/A	Brown carton+labe	Brown Box+label	1	1	20	N/A	5050765043083	5050765043168
CPRSD425	4P AC 25A IP65	N/A	Brown carton+labe	Brown Box+label	1	1	20	N/A	5050765043090	5050765043175
CPRSD432	4P AC 32A IP65	N/A	Brown carton+labe	Brown Box+label	1	1	20	N/A	5050765038287	5050765038317
CPRSD440	4P AC 40A IP65	N/A	Brown carton+labe	Brown Box+label	1	1	20	N/A	5050765043106	5050765043182
CPRSD463	4P AC 63A IP65	N/A	Brown carton+labe	Brown Box+label	1	1	20	N/A	5050765038294	5050765038324
CPRSD4100	4P AC 100A IP65	N/A	Brown carton+labe	Brown Box+label	1	1	8	N/A	5050765043113	5050765043199

## Weights & Dimensions

Cat No.	Description	Dimension (W x L x H) cm			Weight (g)			CMB (m <sup>3</sup> )
		Product	Inner Box	Outer Box	Each	Inner Box	Outer Box	Outer Box
CPRSD416	4P AC 16A IP65	10 x 12.5 x 12	10.5 x 13 x 12.5	55 x 27.5 x 27.5	0.486	0.542	11.5	0.034
CPRSD420	4P AC 20A IP65	10 x 12.5 x 12	10.5 x 13 x 12.5	55 x 27.5 x 27.5	0.486	0.542	11.5	0.034
CPRSD425	4P AC 25A IP65	10 x 12.5 x 12	10.5 x 13 x 12.5	55 x 27.5 x 27.5	0.486	0.542	11.5	0.034
CPRSD432	4P AC 32A IP65	11.5 x 17.5 x 12.5	12 x 18 x 14.2	62.5 x 37.5 x 30	0.69	0.768	17	0.056
CPRSD440	4P AC 40A IP66	11.5 x 17.5 x 12.5	12 x 18 x 14.2	62.5 x 37.5 x 30	0.69	0.768	17	0.056
CPRSD463	4P AC 63A IP65	11.5 x 17.5 x 12.5	12 x 18 x 14.2	62.5 x 37.5 x 30	0.69	0.768	17	0.056
CPRSD4100	4P AC 100A IP65	16 x 24 x 16.5	16.5 x 24.5 x 17	51 x 35 x 36	1.3	1.437	12.3	0.065

## Installation Information

### Safety Warning

Before use please read and carefully use in accordance with these safety wiring instructions.

To ensure a satisfactory operation these products should be installed by a competent person. If in doubt seek advice from a qualified engineer.

These products should not be installed into the same enclosure containing mains exceeding 50V. Avoid running the telecom cable within 50mm of mains electrical cable.

Cover Fixing screws - max safe torque setting of 1.2 Nm.

**Technical Helpline: 0845 194 7584**

If in doubt consult a competent electrician.