
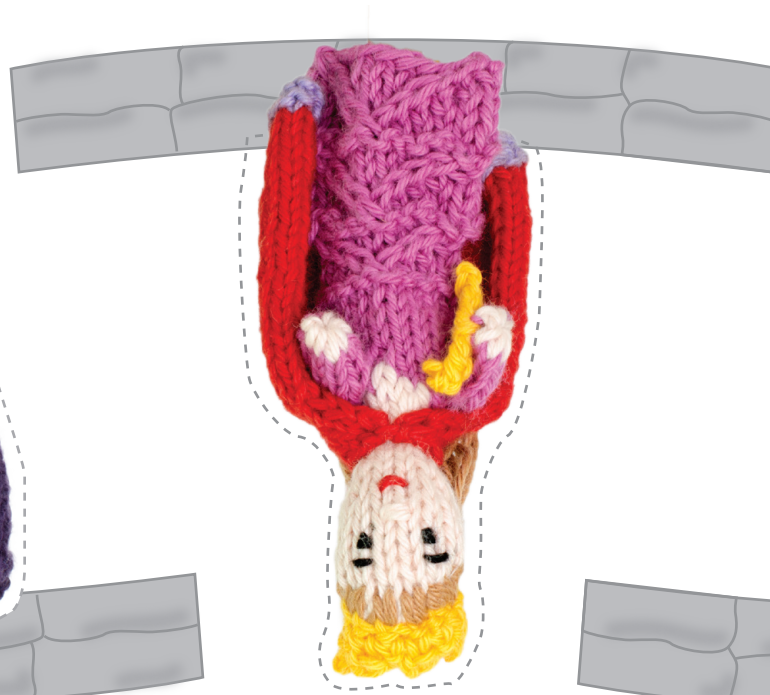


DIY Fairy Tale Finger Puppets



Instructions:

- 1) Print on heavy paper or cardstock
- 2) Cut along dotted lines.
- 3) Fix tabs with tape or glue, or make notches and overlap.

Have Fun!

Lucuma
Designs

Lucuma.com

DIY Fairy Tale Finger Puppets



Instructions:


- 1) Print on heavy paper or cardstock
- 2) Cut along dotted lines.
- 3) Fix tabs with tape or glue, or make notches and overlap.

Have Fun!

Lucuma
Designs

Lucuma.com

DIY Fairy Tale Finger Puppets



Instructions:

- 1) Print on heavy paper or cardstock
- 2) Cut along dotted lines.
- 3) Fix tabs with tape or glue, or make notches and overlap.

Have Fun!

Lucuma
Designs

Lucuma.com