



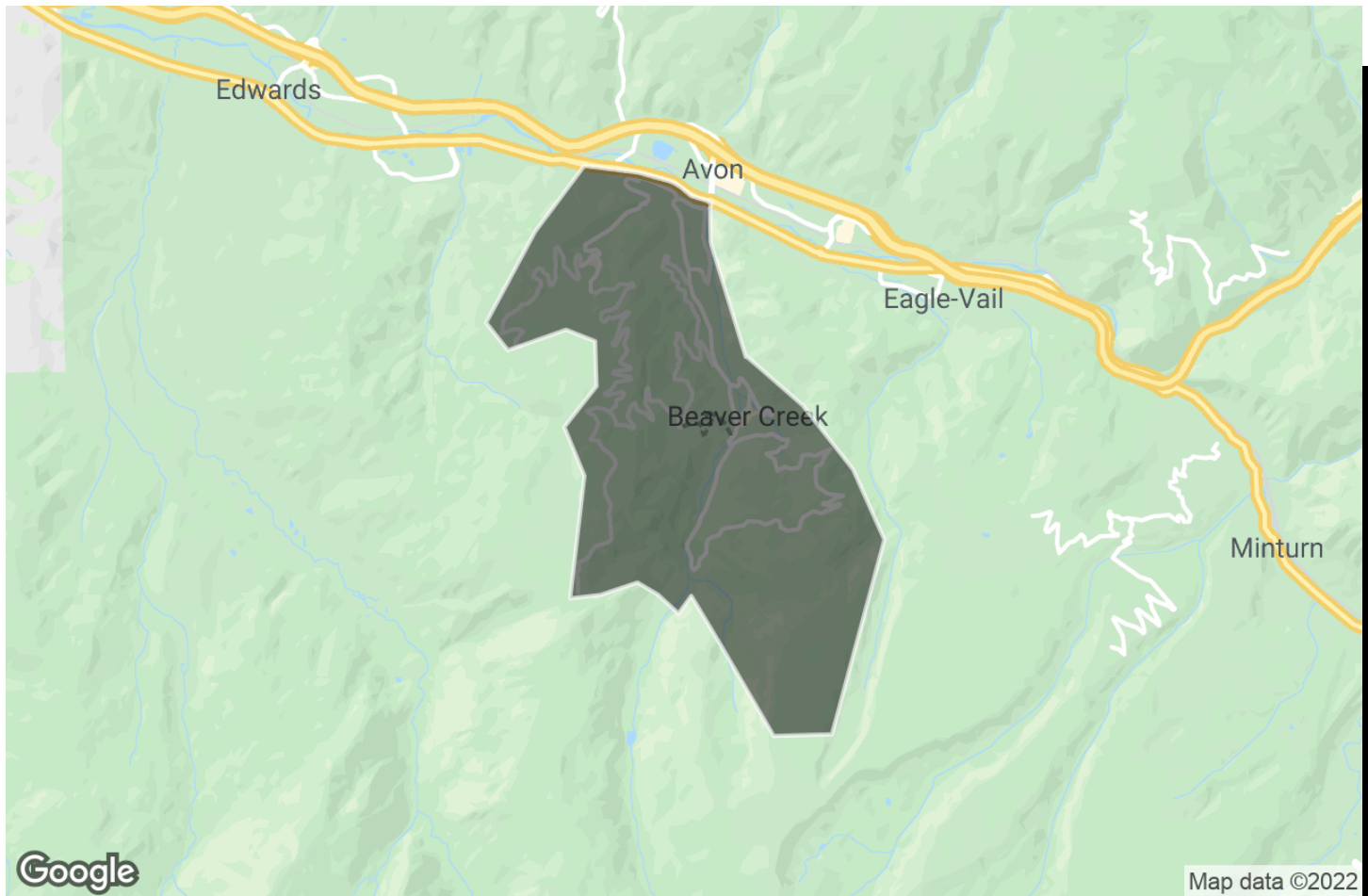
COMPASS

Community
Guide

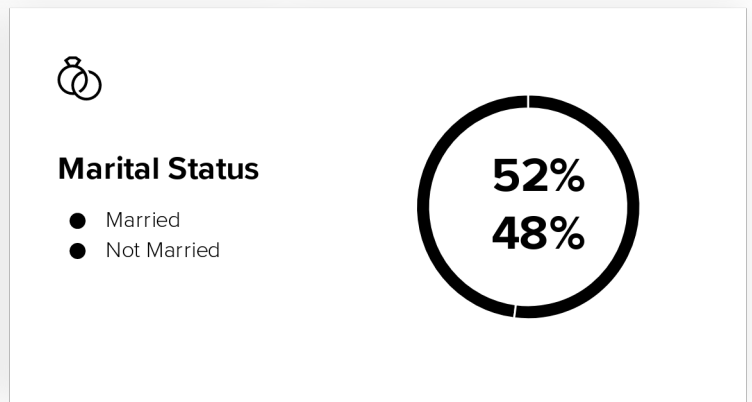
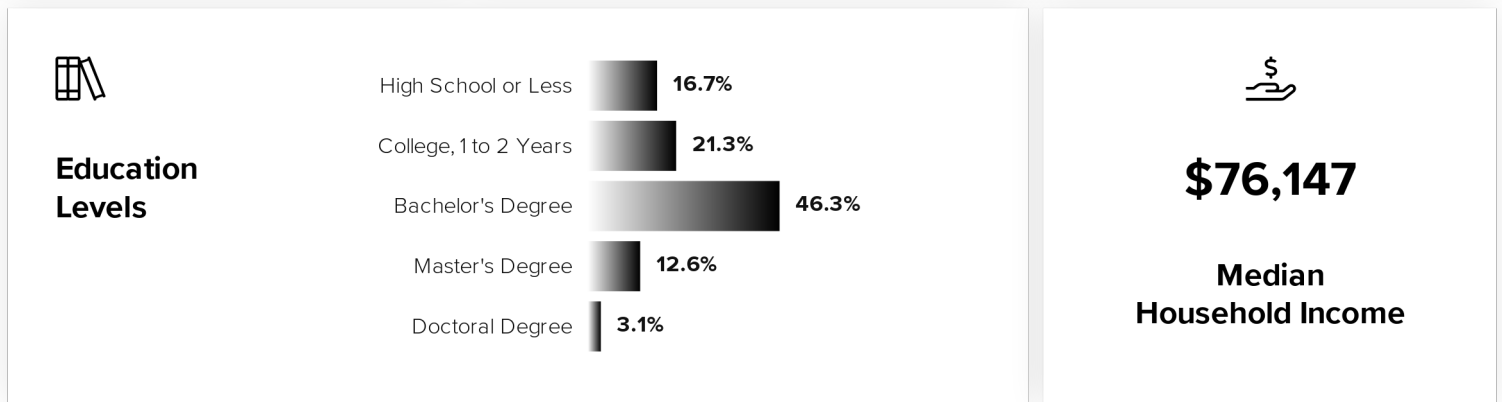
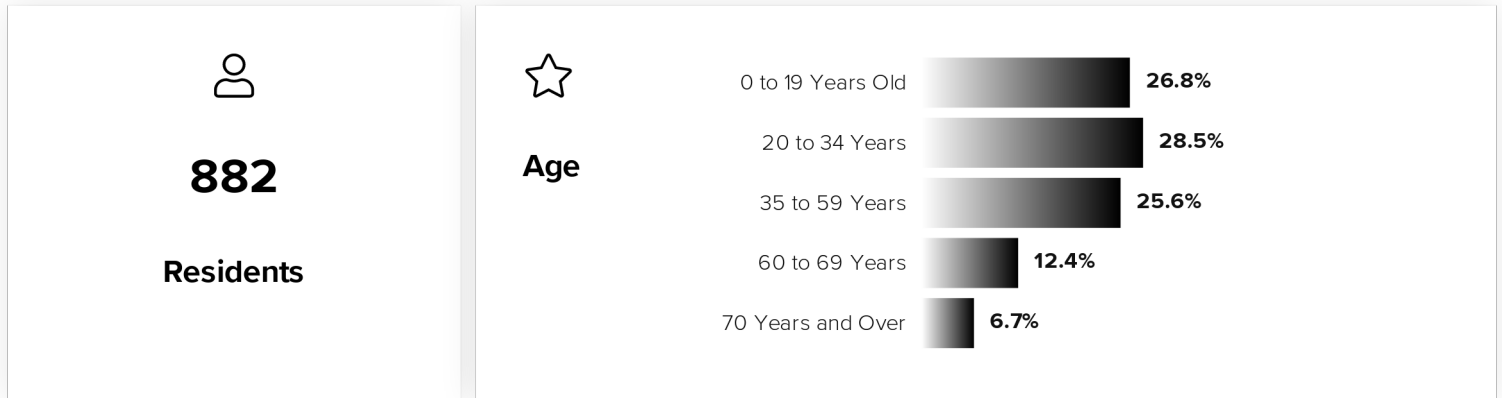
Beaver Creek, Colorado

January 2022

About Beaver Creek



Demographics



Data provided by the U.S. Census Bureau

Area Schools

Elementary Schools

Name	Grades	Enrollment	Stu-Teach Ratio	District
Avon Elementary School	PK-5 th	253	10:1	Eagle County School District RE 50
Homestake Peak School	PK-8 th	611	13:1	Eagle County School District RE 50
June Creek Elementary School	PK-5 th	224	10:1	Eagle County School District RE 50

Middle Schools

Name	Grades	Enrollment	Stu-Teach Ratio	District
Berry Creek Middle School	6 th -8 th	280	12:1	Eagle County School District RE 50

High Schools

Name	Grades	Enrollment	Stu-Teach Ratio	District
Battle Mountain High School	9 th -12 th	955	17:1	Eagle County School District RE 50

Data provided by School Digger, National Center for Education Statistics and the U.S. Census Bureau. The schools listed are intended to be used as reference only. To verify enrollment eligibility for an area, contact the school directly.

Top Local Businesses

Name	Rating	Category	Address
Ticino	★★★★★	Pizza	100 W Beaver Creek Blvd
Grouse Mountain Grill	★★★★★	American (New)	141 Scott Hill Rd
Northside Kitchen	★★★★☆	Breakfast & Brunch	20 Nottingham Rd
Fattoria	★★★★☆	Italian	48 E Beaver Creek Blvd
Buffalos	★★★★☆	American (New)	0130 Daybreak Ridge
Burton - BC Village	★★★★☆	Outdoor Gear	108 Beaver Creek Plz
Exhale Beaver Creek	★★★★☆	Barre Classes	136 E Thomas Pl
Turtle Tubing	★★★★☆	Tubing	
Burton - BC Village	★★★★★	Outdoor Gear	108 Beaver Creek Plz
Beaver Creek Stables	★★★★☆	Horse Boarding	93 Elk Track Rd
Grouse Mountain Grill	★★★★★	American (New)	141 Scott Hill Rd
Bob's Place	★★★★☆	Sports Bars	100 W Beaver Creek Blvd
Black Diamond Bistro	★★★★☆	American (New)	120 Offerson Rd
Vin 48	★★★★☆	American (New)	48 W Beaver Creek Blvd
Ein Prosit	★★★★★	Bars	82 E Beaver Creek Blvd

Data provided by 

Top Lifestyle Trends

The lifestyles trends below are based on billions of social media data points broken down into 52 segments and mapped at the neighborhood level. The scores indicate the prevalence of each segment in an area.



Outdoor Adventures

95%

Appreciating the outdoors, this population wants to actively engage with nature. Whether it's finding a new hiking trail or looking for the perfect spot to catch the sunset, they seek to explore the world around them.



Whiskey Business

93%

Characterized by their appreciation for all things whiskey, this population enjoys the classy atmosphere of whiskey drinking and learning about different brands.



Yoga Advocates

88%

Improving flexibility, strength, and overall well-being is the yogi's aim. This population is looking for the right community, instruction, and accessories.



Fitness Fashion

87%

Workout clothes aren't just for working out anymore. This population enjoys wearing name-brand athletic apparel for fashion and functional purposes.



Mindfulness & Spirituality

85%

Seeking peace and well-being through meditation, gratitude and spirituality.



Hops & Brews

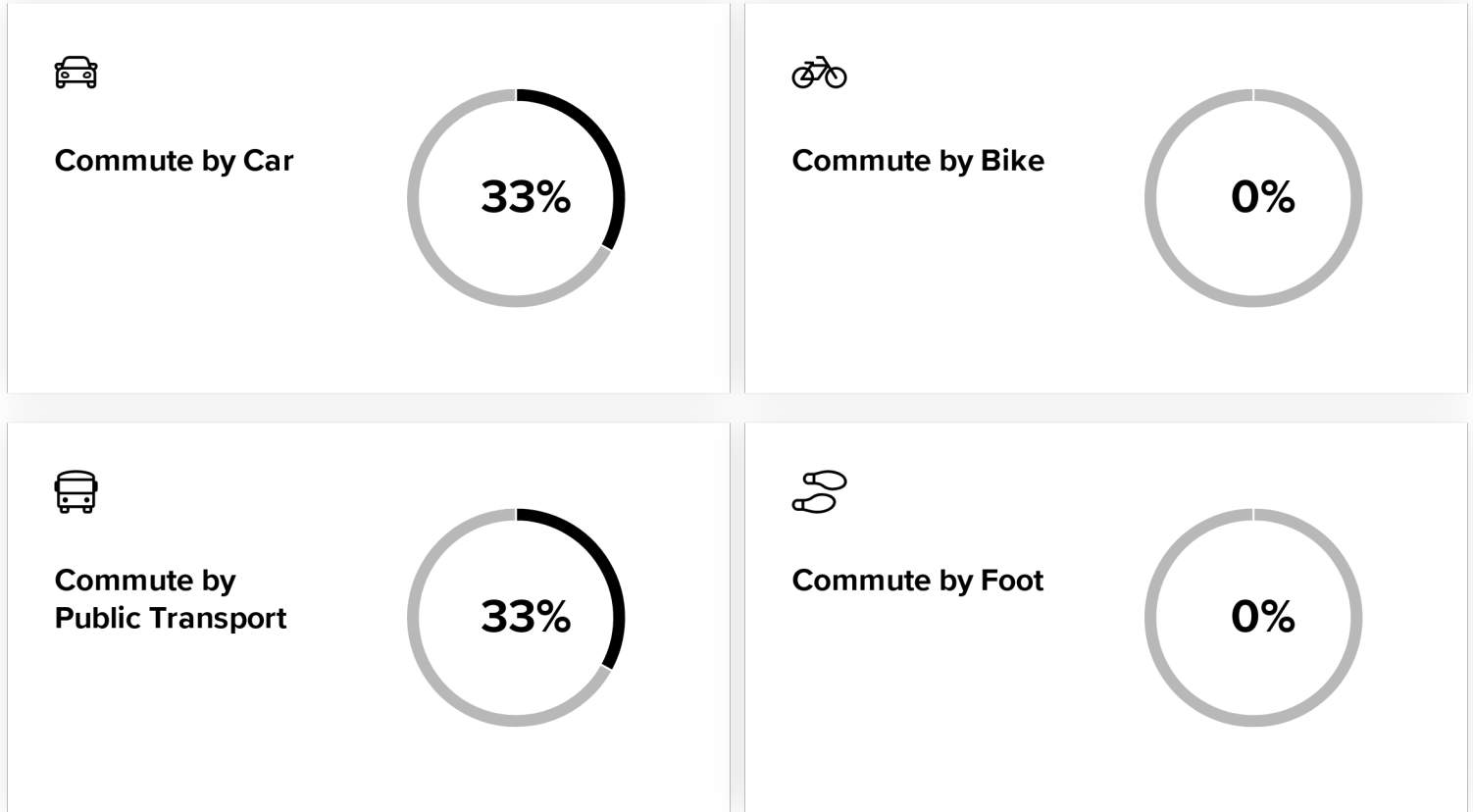
84%

Thirst isn't the only reason this population looks for a good brew. From beer drinkers on a budget to the millennial craft beer enthusiast, these men and women are passionate about different kinds of beer and how it's made.

Commute Highlights

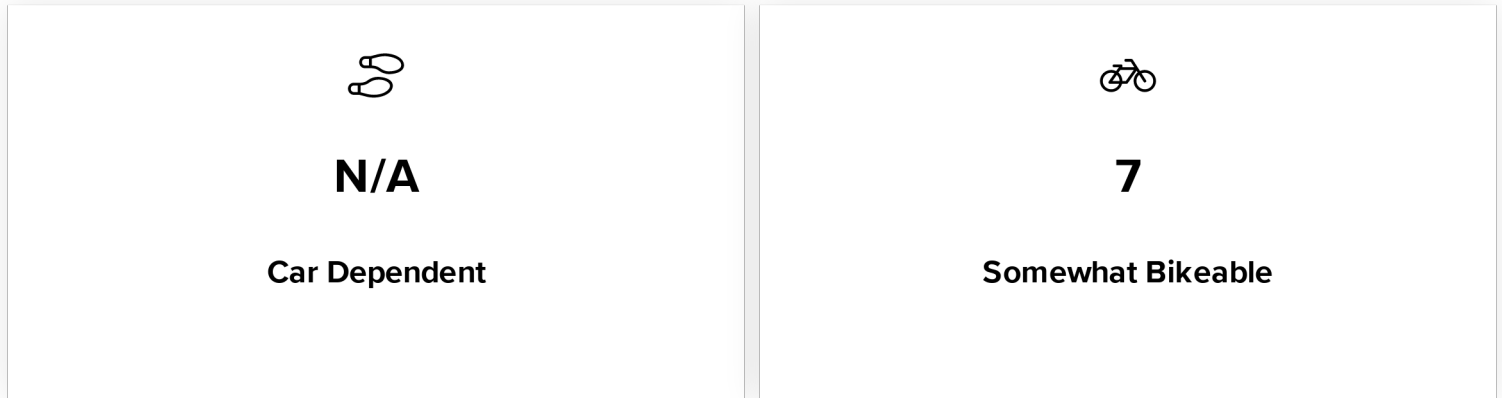
The percent ratings below indicate the portion of area residents who commute to work by walking, car, public transit, or cycling. The most popular method of commuting in this area is car, used by 33% of people, and the average commute time to work is between between thirty and forty-four minutes. Of those commuters, 46% of them leave for work between 6 and 8 AM.

Commute Methods



Data provided by the U.S. Census Bureau

Walk and Bike Scores




Data provided by Walk Score®

Environmental Factors


The climate data below highlights environmental factors that Beaver Creek, Colorado faces from climate change in the coming years. The risk scores are based on the latest modeling data from climate scientists, universities, and federal agencies.




The average risk due to climate change for this area is high.




Flood

High **65%** 

About **18.67%** of buildings in Beaver Creek have a significant flood risk. A typical building with flood risk in this area has about a **27%** chance of a flood over about **63.2"** deep before 2050.




Storm


High **65%** 

Normally, you experience about **8** significant 2-day storms per year, with about **0.85"** of precipitation per storm.

Normally, you experience about **24** significant 2-day storms per year, with about **1.03"** of precipitation per storm.





Heat


High **62%** 

A day that reaches **80°F** is considered hot for Beaver Creek.

Normally, you experience about **8** hot days per year. The forecast for 2050 is about **42 hot days** per year.


Drought

Moderate **47%** 

The percentage of available water supply used by humans determines water stress. An area is at especially high risk when water stress is above 40%.

The water stress for Beaver Creek is currently about **22.69%**. In 2050 it is predicted that the amount of water stress will be around **25.19%**.

Fire

High **66%** 

Normally, about **2.28%** of land near Beaver Creek burns in a year, or about **717 sq. miles** within a 100-mile radius. The forecast projects that by 2050 the number will change to about **4.33%** of land or **1361 sq. miles** per year.

Environmental data provided by ClimateCheck®