



COMPASS

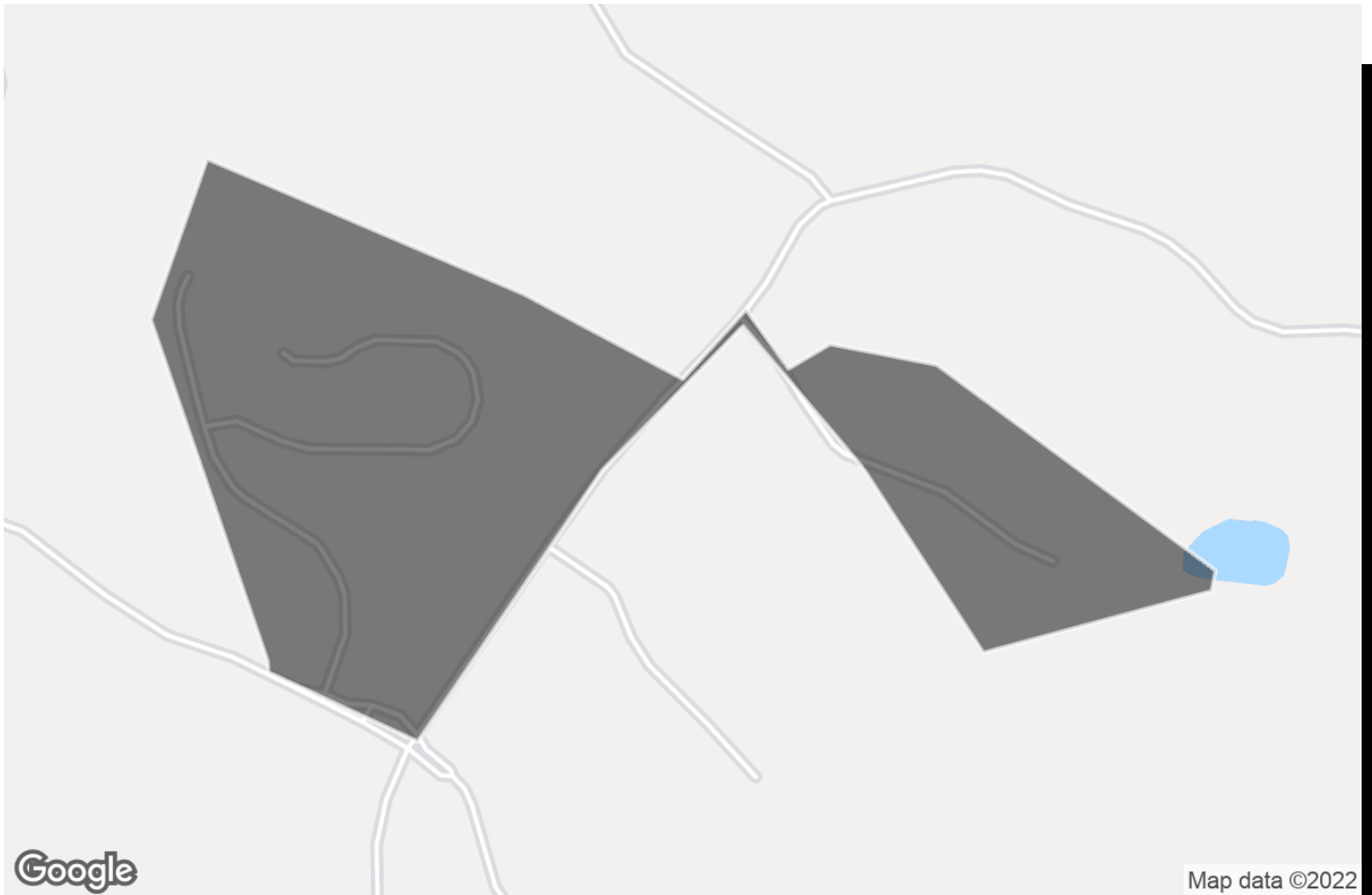
Neighborhood
Guide

Red Sky Ranch

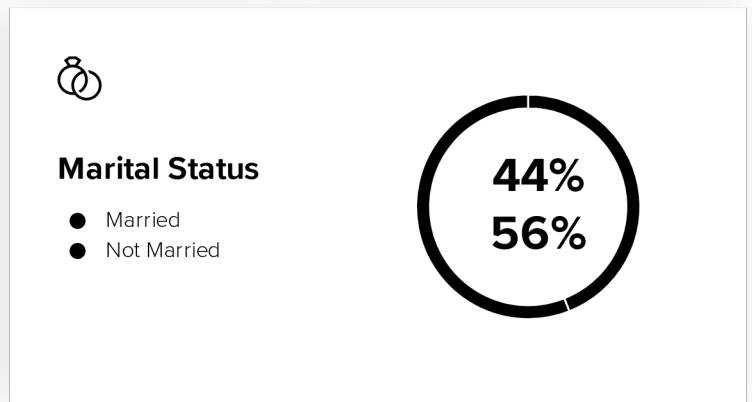
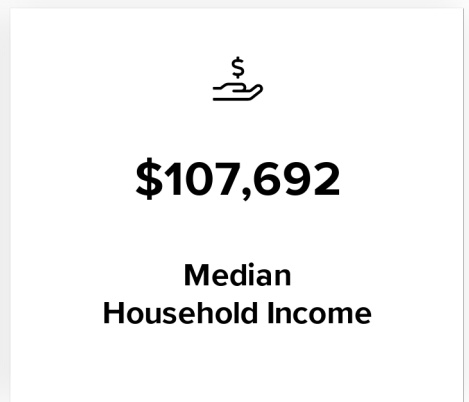
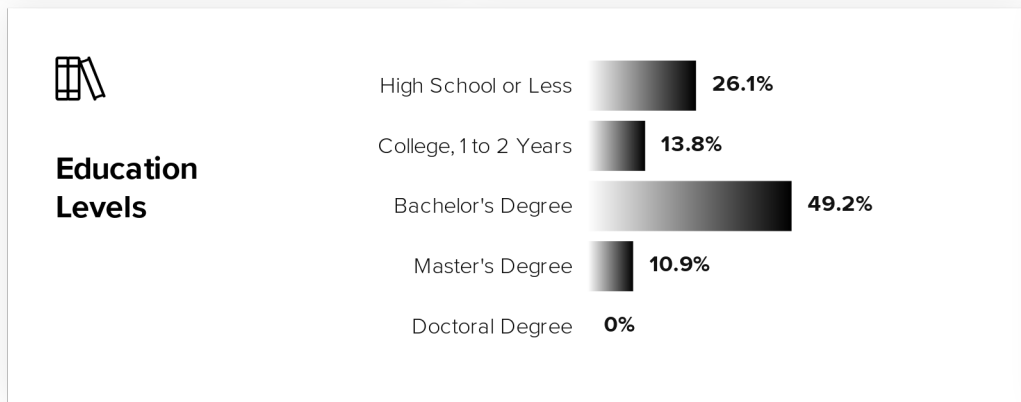
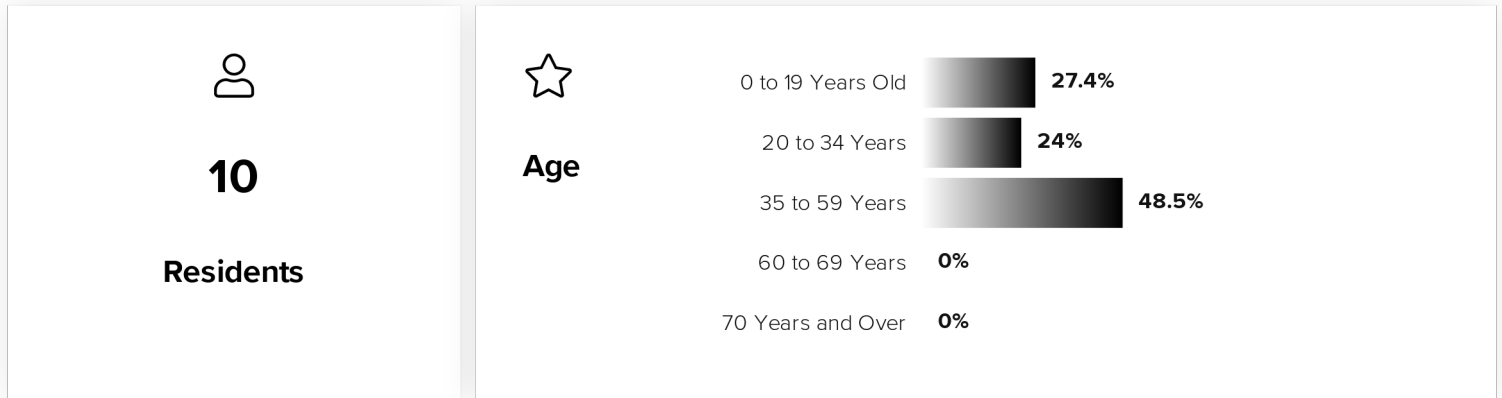
Eagle, Colorado

January 2022

About Red Sky Ranch



Demographics



Data provided by the U.S. Census Bureau

Area Schools

Elementary Schools

Name	Grades	Enrollment	Stu-Teach Ratio	District
Eagle Valley Elementary School	PK-5 th	422	14:1	Eagle County School District RE 50

Middle Schools


Name	Grades	Enrollment	Stu-Teach Ratio	District
Eagle Valley Middle School	6 th -8 th	377	15:1	Eagle County School District RE 50

High Schools

Name	Grades	Enrollment	Stu-Teach Ratio	District
Eagle Valley High School	9 th -12 th	959	18:1	Eagle County School District RE 50

Data provided by School Digger, National Center for Education Statistics and the U.S. Census Bureau. The schools listed are intended to be used as reference only. To verify enrollment eligibility for an area, contact the school directly.

Top Local Businesses

Name	Category	Address
Red Sky Ranch Club 	Golf	1099 Red Sky Rd

Data provided by 

Top Lifestyle Trends

The lifestyles trends below are based on billions of social media data points broken down into 52 segments and mapped at the neighborhood level. The scores indicate the prevalence of each segment in an area.



Outdoor Adventures

98%

Appreciating the outdoors, this population wants to actively engage with nature. Whether it's finding a new hiking trail or looking for the perfect spot to catch the sunset, they seek to explore the world around them.



Wanderlust

97%

Always thinking about their next destination, this population loves exploring new places abroad or right in their own backyard. They hold onto past trips by sharing their favorite memories and pictures year round.



Nature Lovers

93%

This population marvels at the beauty of nature, and they want to capture every breath-taking scene.



Mindfulness & Spirituality

90%

Seeking peace and well-being through meditation, gratitude and spirituality.



Fitness Fashion

89%

Workout clothes aren't just for working out anymore. This population enjoys wearing name-brand athletic apparel for fashion and functional purposes.



Lighthearted Fun

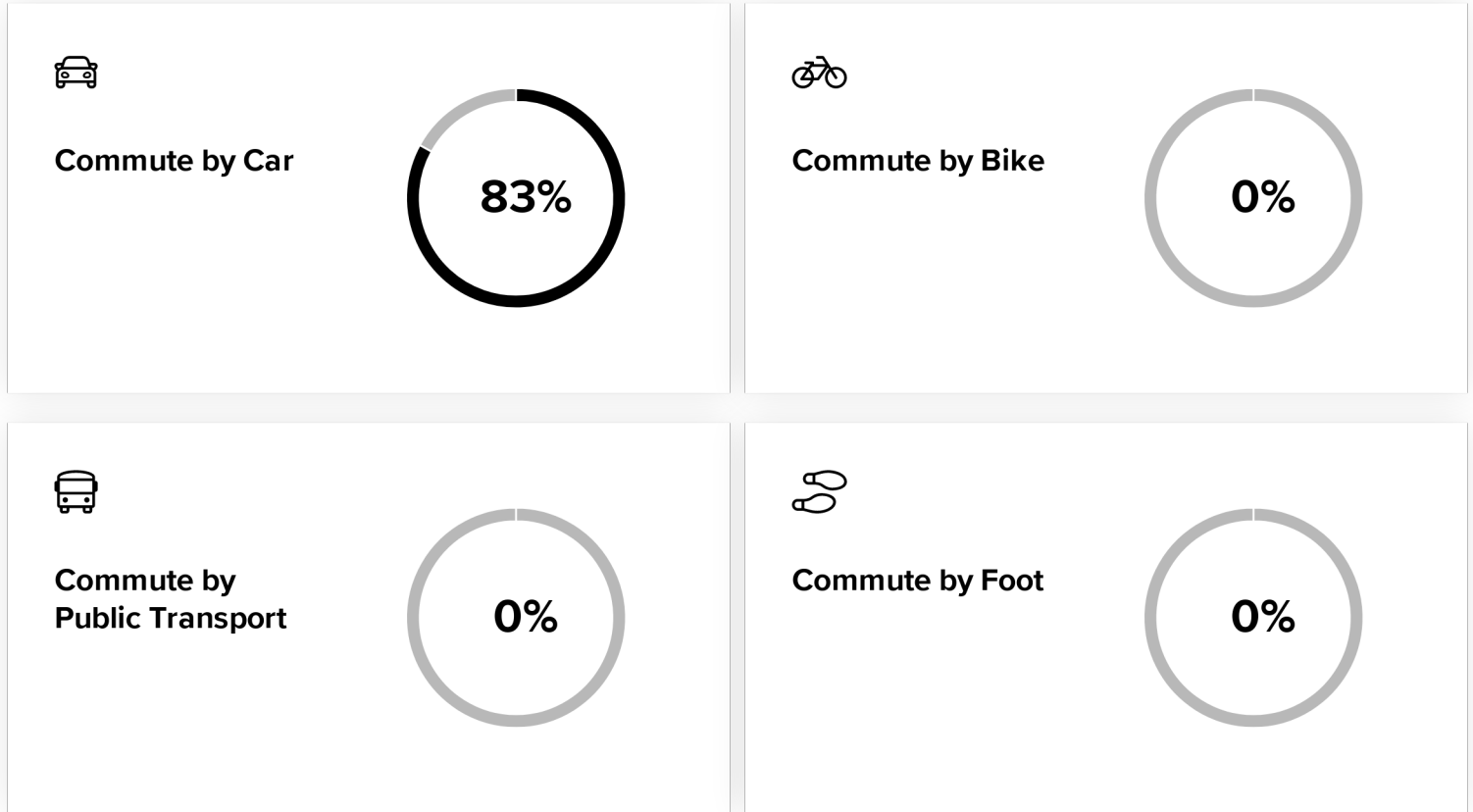
83%

This population is all about keeping the mood light and good, clean fun. Common activities include spending time outdoors, catching up with friends, and dancing.

Commute Highlights

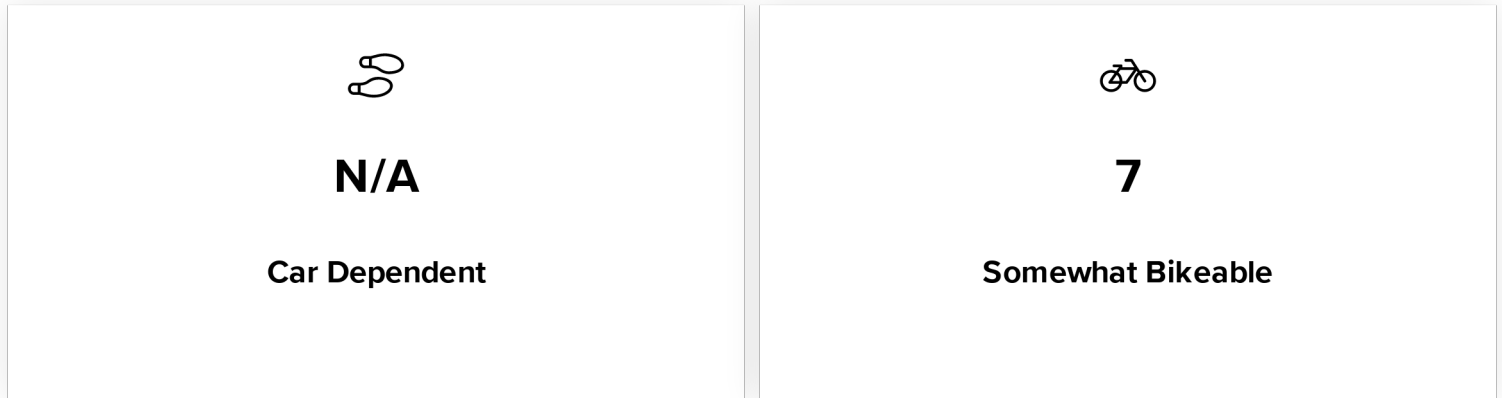
The percent ratings below indicate the portion of area residents who commute to work by walking, car, public transit, or cycling. The most popular method of commuting in this area is car, used by 83% of people, and the average commute time to work is between thirty and forty-four minutes. Of those commuters, 63% of them leave for work between 6 and 8 AM.

Commute Methods



Data provided by the U.S. Census Bureau

Walk and Bike Scores




Data provided by Walk Score®

Environmental Factors


The climate data below highlights environmental factors that Red Sky Ranch, Eagle, Colorado faces from climate change in the coming years. The risk scores are based on the latest modeling data from climate scientists, universities, and federal agencies.




The average risk due to climate change for this area is moderate.




Flood

Very Low **0%** 

About **0.00%** of buildings in Red Sky Ranch have a significant flood risk. A typical building with flood risk in this area has about a **0%** chance of a flood over about **0"** deep before 2050.




Storm


High **54%** 

Normally, you experience about **8** significant 2-day storms per year, with about **0.69"** of precipitation per storm.

Normally, you experience about **23** significant 2-day storms per year, with about **0.80"** of precipitation per storm.




Heat


Very High **69%** 

A day that reaches **85°F** is considered hot for Red Sky Ranch.

Normally, you experience about **8** hot days per year. The forecast for 2050 is about **44 hot days** per year.




Drought


Moderate **47%** 

The percentage of available water supply used by humans determines water stress. An area is at especially high risk when water stress is above 40%.

The water stress for Red Sky Ranch is currently about **22.69%**. In 2050 it is predicted that the amount of water stress will be around **25.19%**.



Fire

High **55%** 

Normally, about **2.90%** of land near Red Sky Ranch burns in a year, or about **910 sq. miles** within a 100-mile radius. The forecast projects that by 2050 the number will change to about **4.23%** of land or **1329 sq. miles** per year.

Environmental data provided by ClimateCheck®