



COMPASS

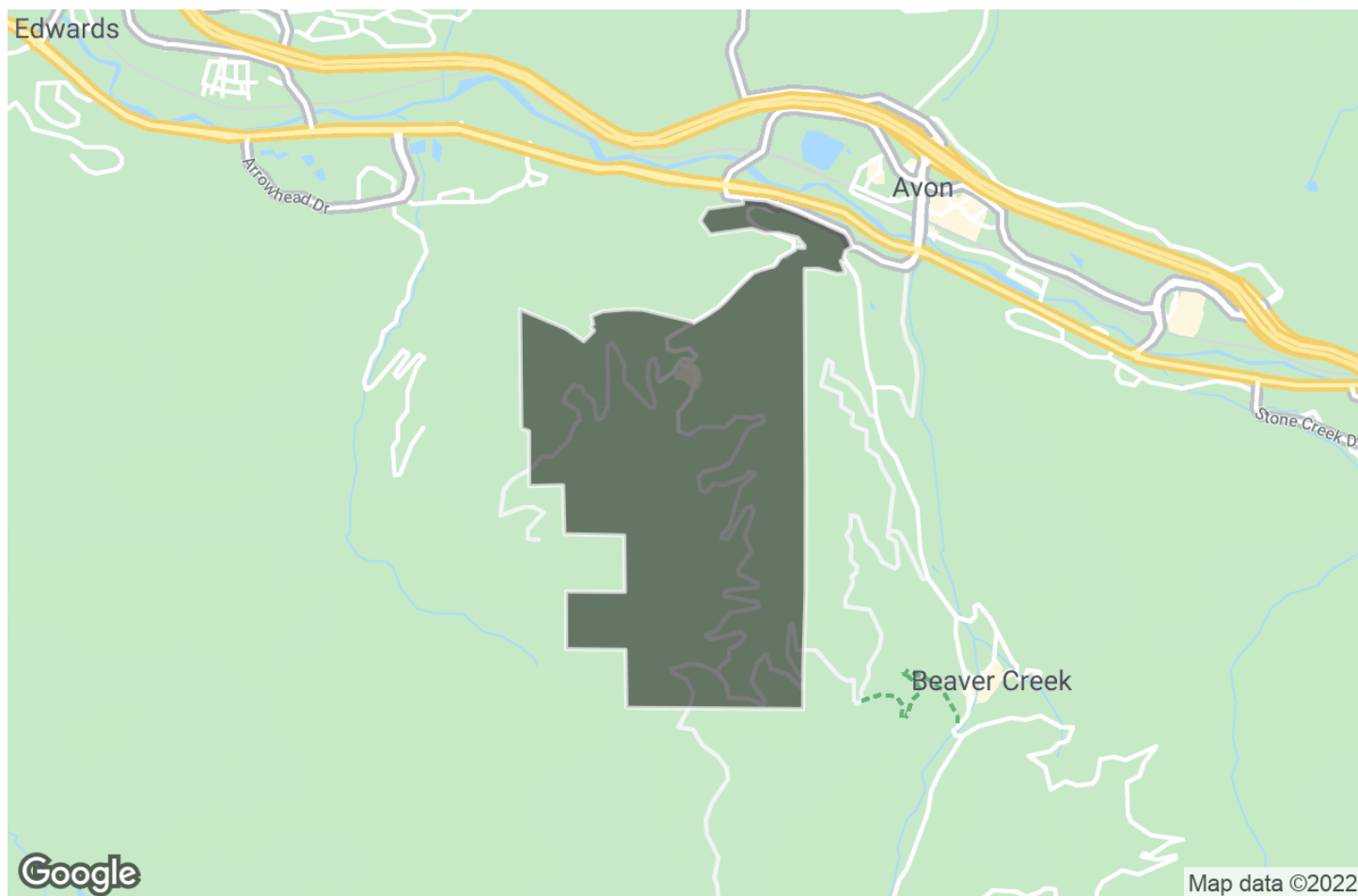
Neighborhood  
Guide

**Bachelor Gulch**

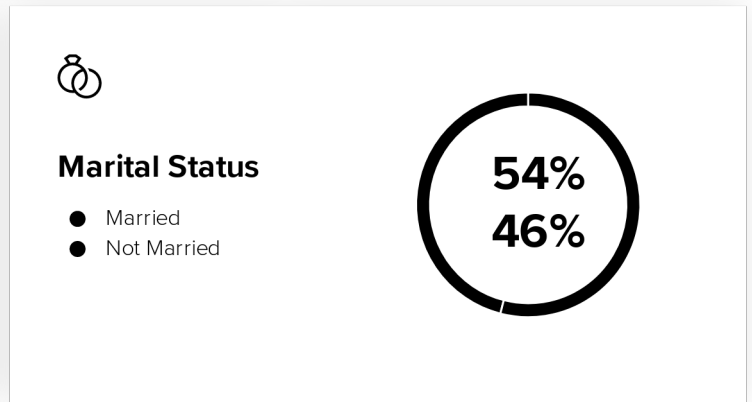

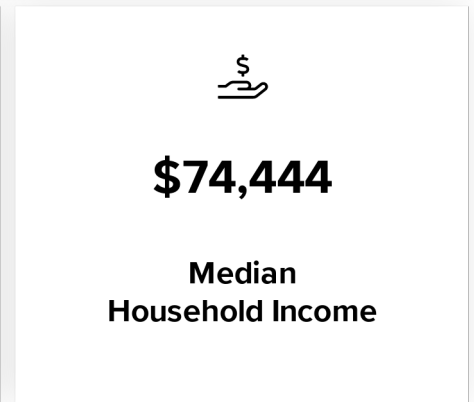
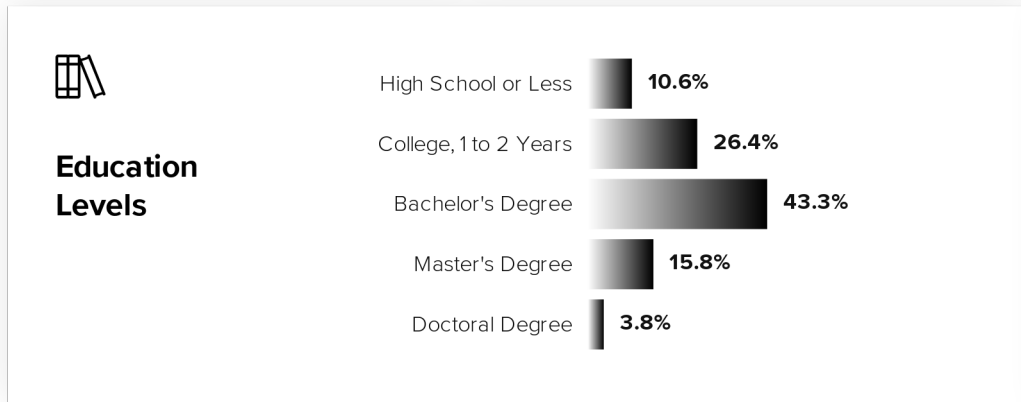
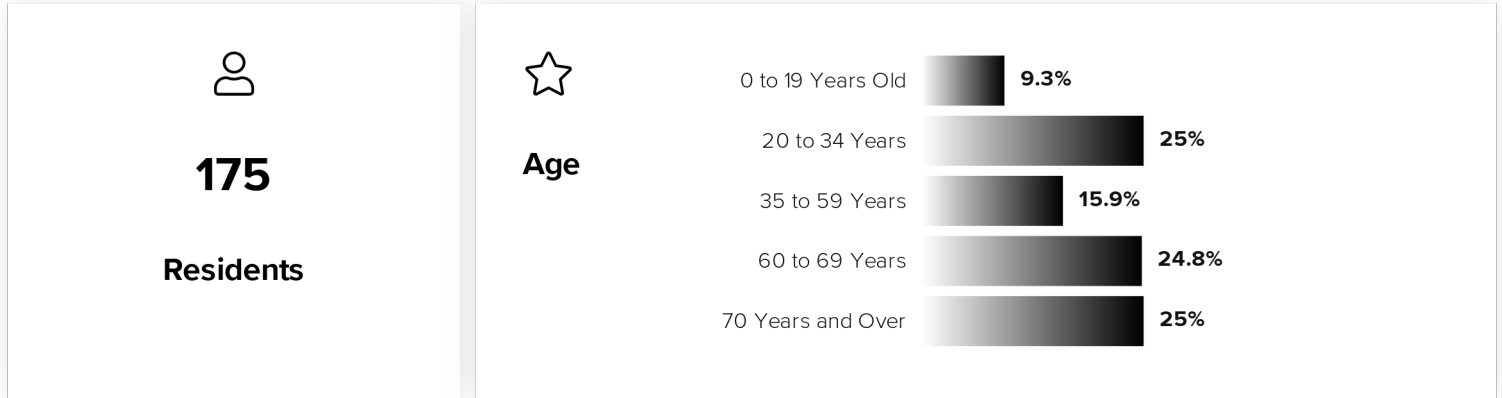
Avon, Colorado

January 2022

# About Bachelor Gulch



# Demographics



Data provided by the U.S. Census Bureau

# Area Schools

## Elementary Schools

Name	Grades	Enrollment	Stu-Teach Ratio	District
<b>Avon Elementary School</b>	PK-5 <sup>th</sup>	253	10:1	Eagle County School District RE 50
<b>June Creek Elementary School</b>	PK-5 <sup>th</sup>	224	10:1	Eagle County School District RE 50

## Middle Schools

Name	Grades	Enrollment	Stu-Teach Ratio	District
<b>Berry Creek Middle School</b>	6 <sup>th</sup> -8 <sup>th</sup>	280	12:1	Eagle County School District RE 50

## High Schools

Name	Grades	Enrollment	Stu-Teach Ratio	District
<b>Battle Mountain High School</b>	9 <sup>th</sup> -12 <sup>th</sup>	955	17:1	Eagle County School District RE 50

Data provided by School Digger, National Center for Education Statistics and the U.S. Census Bureau. The schools listed are intended to be used as reference only. To verify enrollment eligibility for an area, contact the school directly.

# Top Local Businesses

Name	Rating	Category	Address
<b>Ticino</b>	★★★★★	Pizza	100 W Beaver Creek Blvd
<b>Northside Kitchen</b>	★★★★☆	Breakfast & Brunch	20 Nottingham Rd
<b>Buffalos</b>	★★★★☆	American (New)	0130 Daybreak Ridge
<b>Bob's Place</b>	★★★★☆	Sports Bars	100 W Beaver Creek Blvd
<b>Fattoria</b>	★★★★☆	Italian	48 E Beaver Creek Blvd
<b>Exhale Beaver Creek</b>	★★★★☆	Barre Classes	136 E Thomas Pl
<b>Venture Sports</b>	★★★★☆	Bikes	100 W Beaver Creek Blvd
<b>High Gear Cyclery</b>	★★★★★	Bike Repair/Maintenance	82 E Beaver Creek Blvd
<b>Bob's Place</b>	★★★★☆	Sports Bars	100 W Beaver Creek Blvd
<b>Grouse Mountain Grill</b>	★★★★★	American (New)	141 Scott Hill Rd
<b>Ein Prosit</b>	★★★★☆	Bars	82 E Beaver Creek Blvd
<b>Vin 48</b>	★★★★☆	American (New)	48 W Beaver Creek Blvd
<b>Maya</b>	★★★★☆	Mexican	126 Riverfront Ln

Data provided by



# Top Lifestyle Trends

The lifestyles trends below are based on billions of social media data points broken down into 52 segments and mapped at the neighborhood level. The scores indicate the prevalence of each segment in an area.



## Whiskey Business

97%

Characterized by their appreciation for all things whiskey, this population enjoys the classy atmosphere of whiskey drinking and learning about different brands.



## Outdoor Adventures

95%

Appreciating the outdoors, this population wants to actively engage with nature. Whether it's finding a new hiking trail or looking for the perfect spot to catch the sunset, they seek to explore the world around them.



## Wanderlust

94%

Always thinking about their next destination, this population loves exploring new places abroad or right in their own backyard. They hold onto past trips by sharing their favorite memories and pictures year round.



## Wine Lovers

88%

It's all about the grape. This population enjoys a trip to the vineyard to learn about wine and sharing a good bottle with friends and family.



## Hops & Brews

85%

Thirst isn't the only reason this population looks for a good brew. From beer drinkers on a budget to the millennial craft beer enthusiast, these men and women are passionate about different kinds of beer and how it's made.



## Fitness Fashion

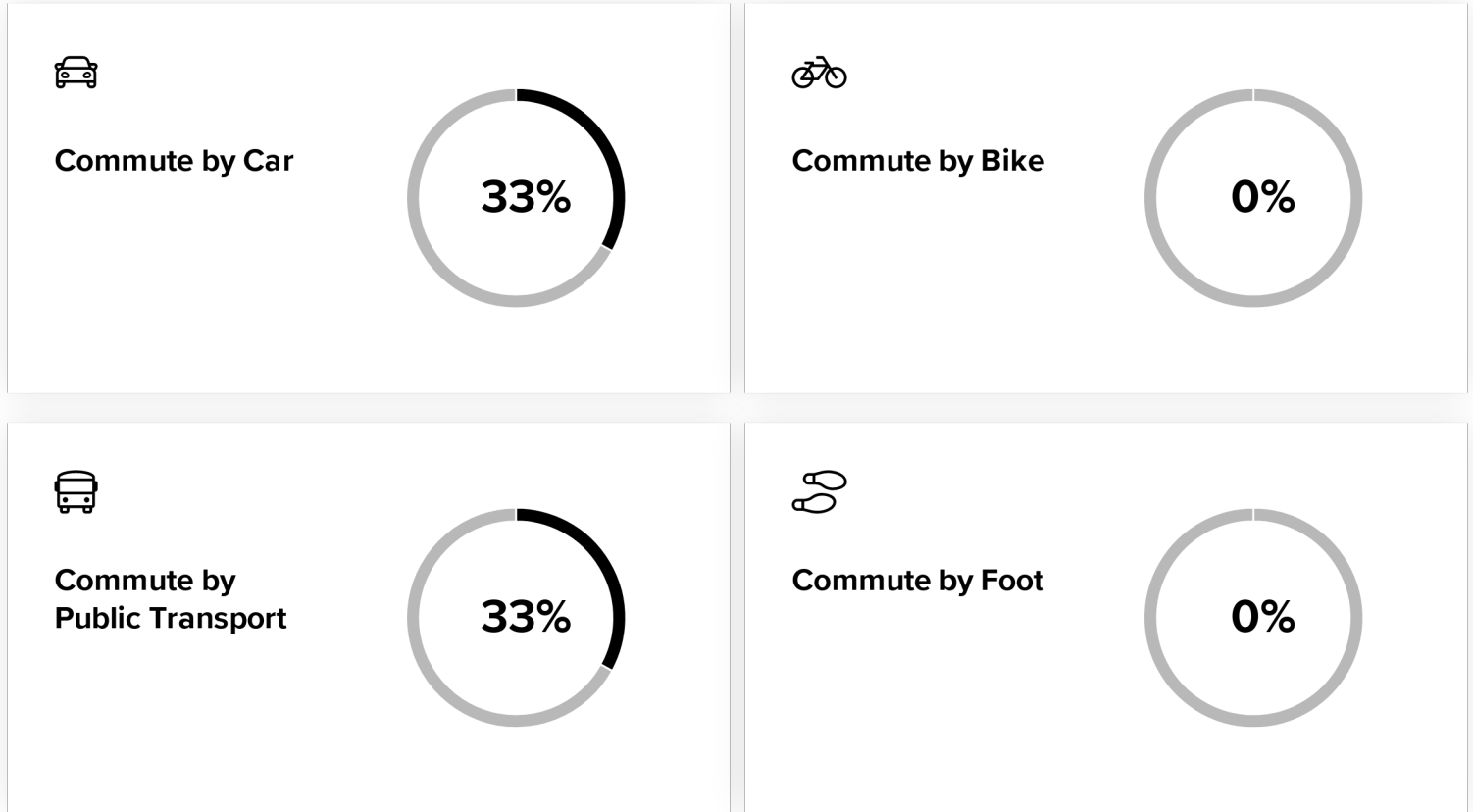
84%

Workout clothes aren't just for working out anymore. This population enjoys wearing name-brand athletic apparel for fashion and functional purposes.

# Commute Highlights

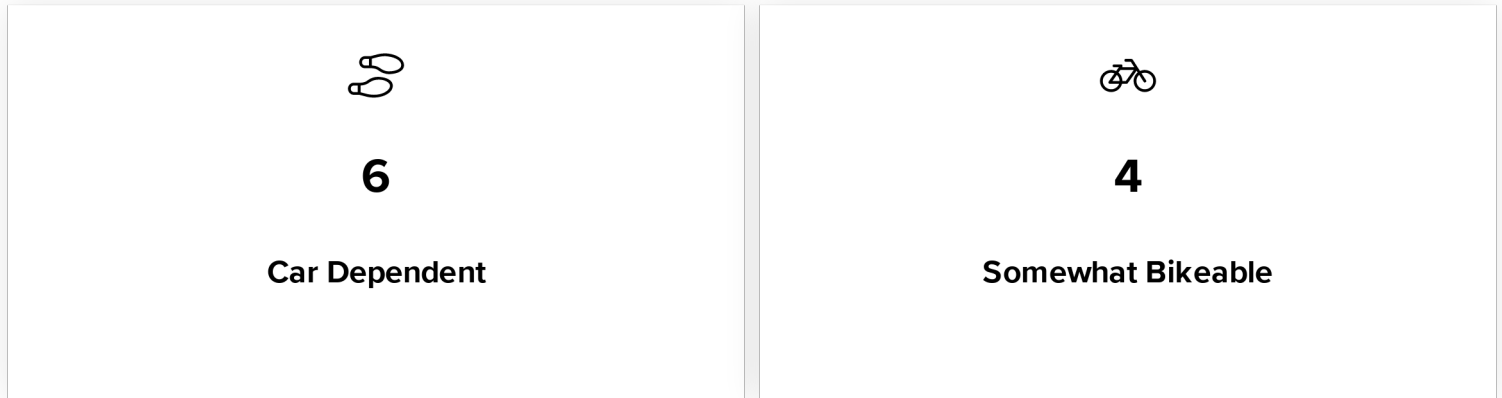
The percent ratings below indicate the portion of area residents who commute to work by walking, car, public transit, or cycling. The most popular method of commuting in this area is car, used by 33% of people, and the average commute time to work is between between thirty and forty-four minutes. Of those commuters, 46% of them leave for work between 6 and 8 AM.

## Commute Methods



Data provided by the U.S. Census Bureau

## Walk and Bike Scores



Data provided by Walk Score®

# Environmental Factors

The climate data below highlights environmental factors that Bachelor Gulch, Avon, Colorado faces from climate change in the coming years. The risk scores are based on the latest modeling data from climate scientists, universities, and federal agencies.



The average risk due to climate change for this area is high.



## Flood



About **0.97%** of buildings in Bachelor Gulch have a significant flood risk. A typical building with flood risk in this area has about a **14%** chance of a flood over about **20.6"** deep before 2050.




## Storm



Normally, you experience about **8** significant 2-day storms per year, with about **0.85"** of precipitation per storm.  
Normally, you experience about **24** significant 2-day storms per year, with about **1.03"** of precipitation per storm.



## Heat



A day that reaches **80°F** is considered hot for Bachelor Gulch.  
Normally, you experience about **8** hot days per year. The forecast for 2050 is about **43 hot days** per year.



## Drought

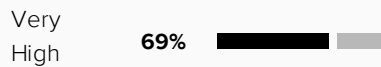


The percentage of available water supply used by humans determines water stress. An area is at especially high risk when water stress is above 40%.

The water stress for Bachelor Gulch is currently about **22.69%**. In 2050 it is predicted that the amount of water stress will be around **25.19%**.



## Fire



Normally, about **2.89%** of land near Bachelor Gulch burns in a year, or about **908 sq. miles** within a 100-mile radius. The forecast projects that by 2050 the number will change to about **4.90%** of land or **1540 sq. miles** per year.

Environmental data provided by ClimateCheck®