

COMPASS

Neighborhood
Guide

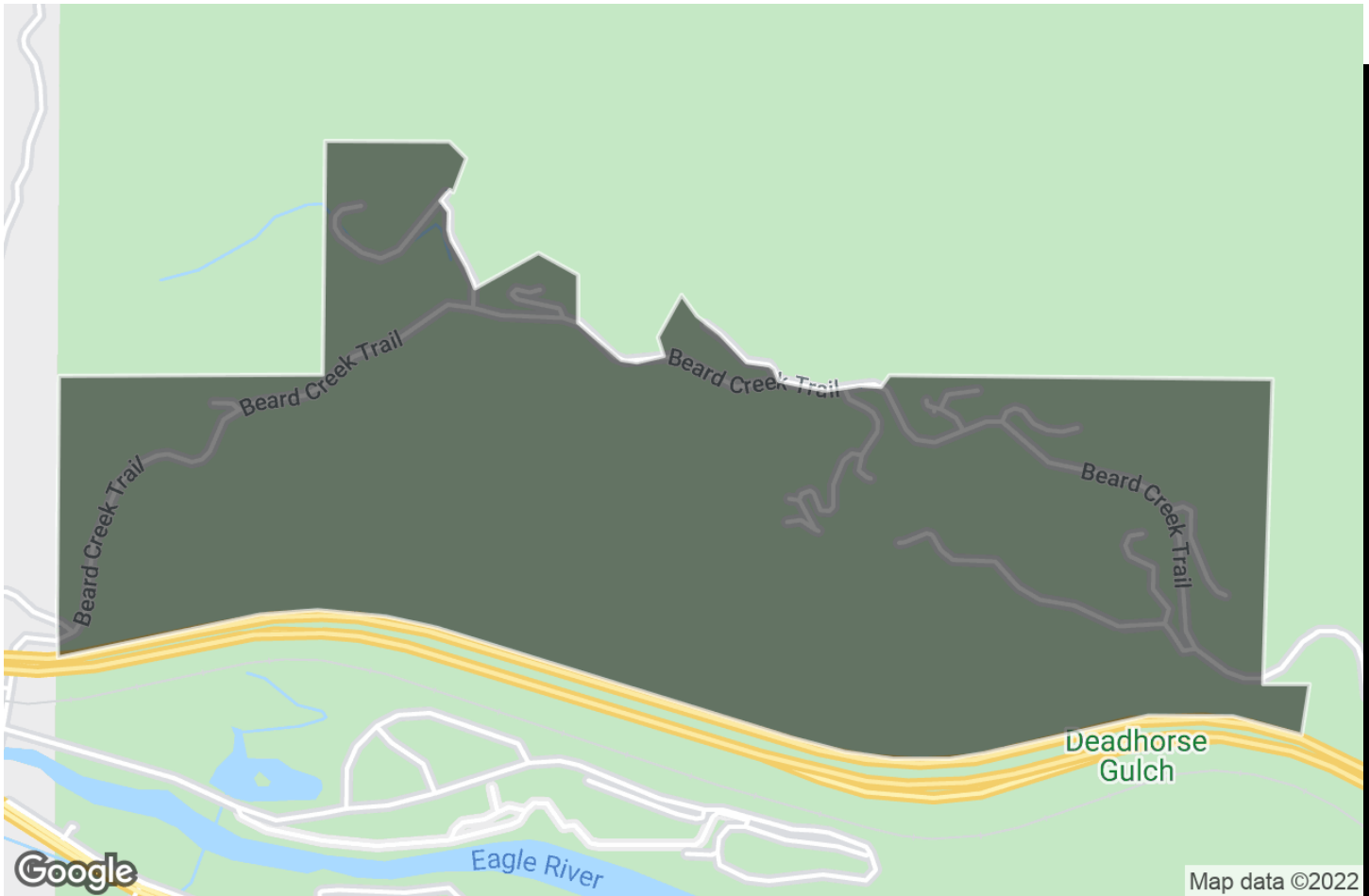
Cordillera Valley Club

Edwards, Colorado

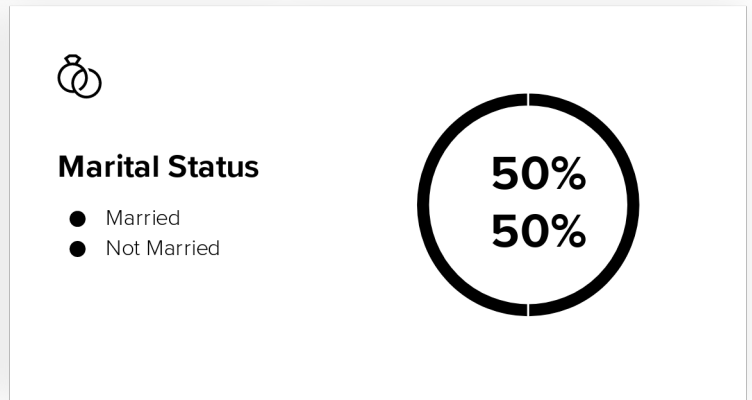
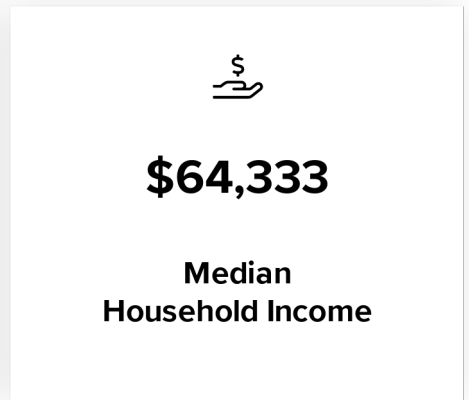
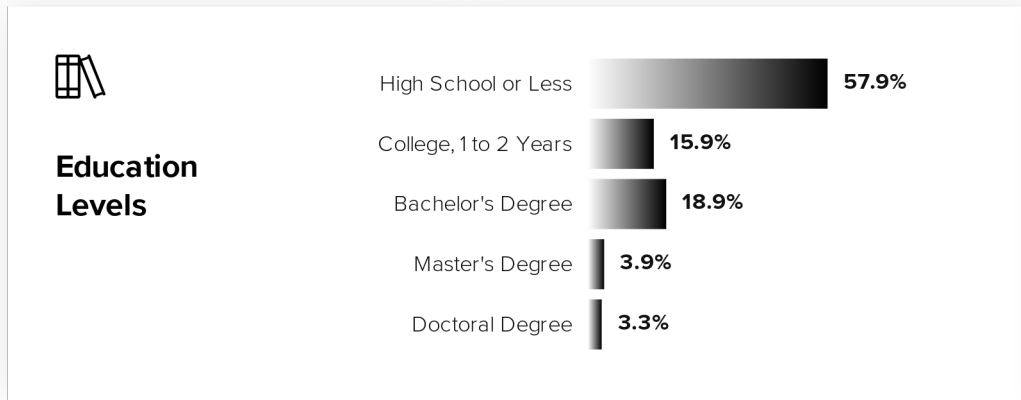
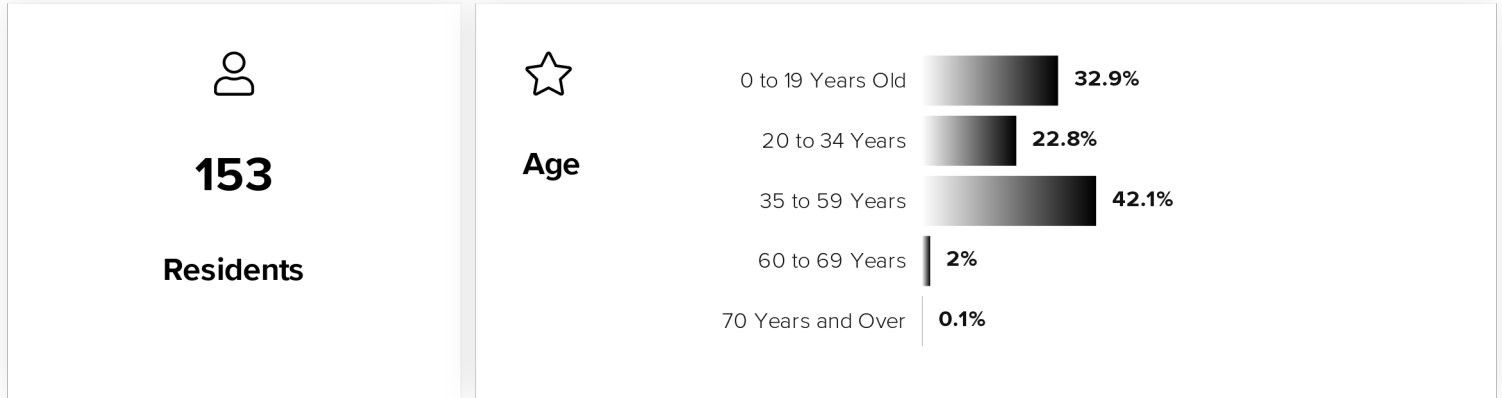
January 2022



About Cordillera Valley Club



Demographics



Data provided by the U.S. Census Bureau

Area Schools

Elementary Schools

Name	Grades	Enrollment	Stu-Teach Ratio	District
Edwards Elementary School	PK-5 th	279	12:1	Eagle County School District RE 50
June Creek Elementary School	PK-5 th	224	10:1	Eagle County School District RE 50

Middle Schools

Name	Grades	Enrollment	Stu-Teach Ratio	District
Berry Creek Middle School	6 th -8 th	280	12:1	Eagle County School District RE 50

High Schools

Name	Grades	Enrollment	Stu-Teach Ratio	District
Battle Mountain High School	9 th -12 th	955	17:1	Eagle County School District RE 50

Data provided by School Digger, National Center for Education Statistics and the U.S. Census Bureau. The schools listed are intended to be used as reference only. To verify enrollment eligibility for an area, contact the school directly.

Top Local Businesses

Name	Category	Address
No data available		

Data provided by 

Top Lifestyle Trends

The lifestyles trends below are based on billions of social media data points broken down into 52 segments and mapped at the neighborhood level. The scores indicate the prevalence of each segment in an area.



Outdoor Adventures

97%

Appreciating the outdoors, this population wants to actively engage with nature. Whether it's finding a new hiking trail or looking for the perfect spot to catch the sunset, they seek to explore the world around them.



Wanderlust

95%

Always thinking about their next destination, this population loves exploring new places abroad or right in their own backyard. They hold onto past trips by sharing their favorite memories and pictures year round.



Farm Culture

89%

Do you know where your food comes from? These people do, and they want to share their love for farming and simple living with the community.



Mindfulness & Spirituality

89%

Seeking peace and well-being through meditation, gratitude and spirituality.



Nature Lovers

87%

This population marvels at the beauty of nature, and they want to capture every breath-taking scene.



Whiskey Business

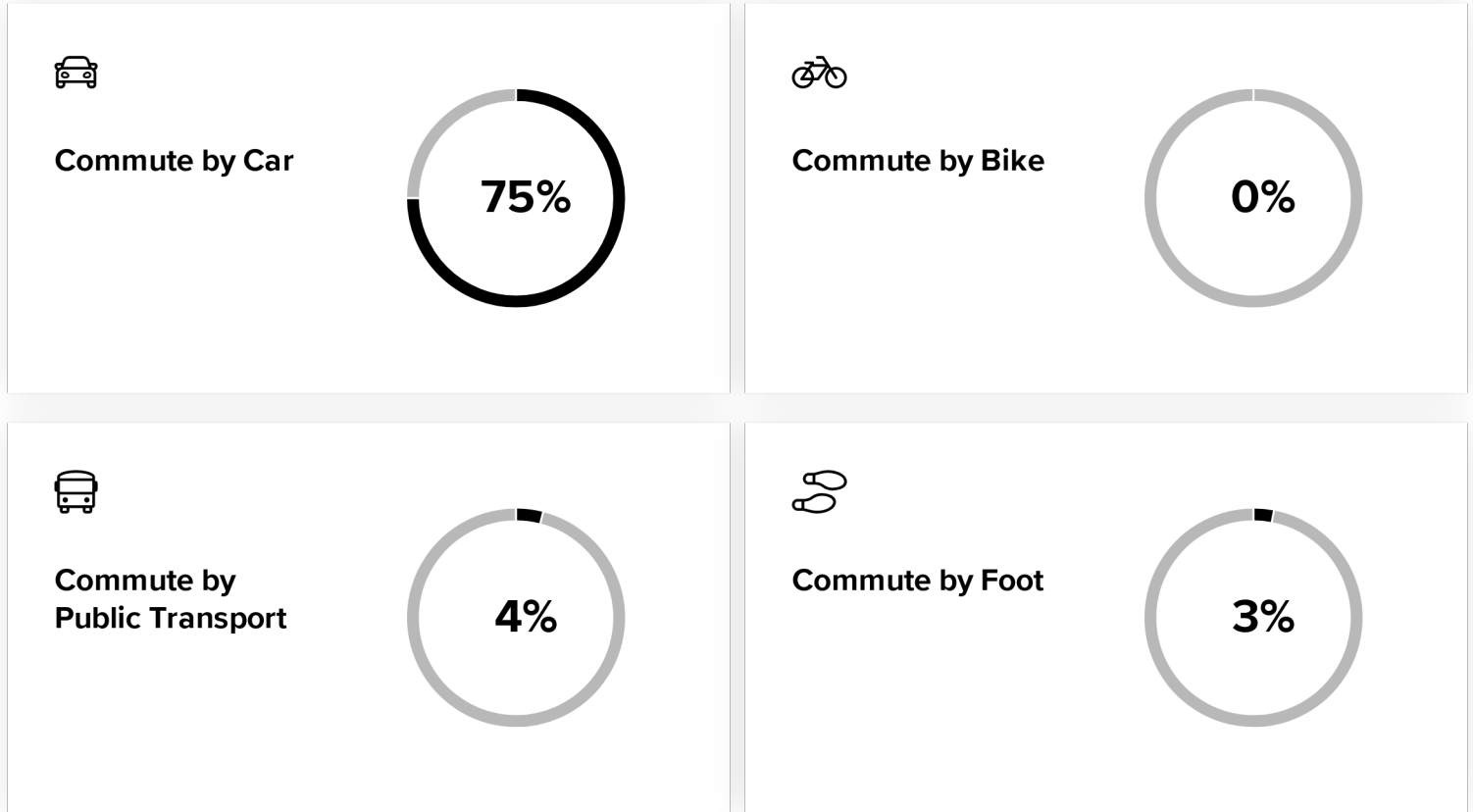
86%

Characterized by their appreciation for all things whiskey, this population enjoys the classy atmosphere of whiskey drinking and learning about different brands.

Commute Highlights

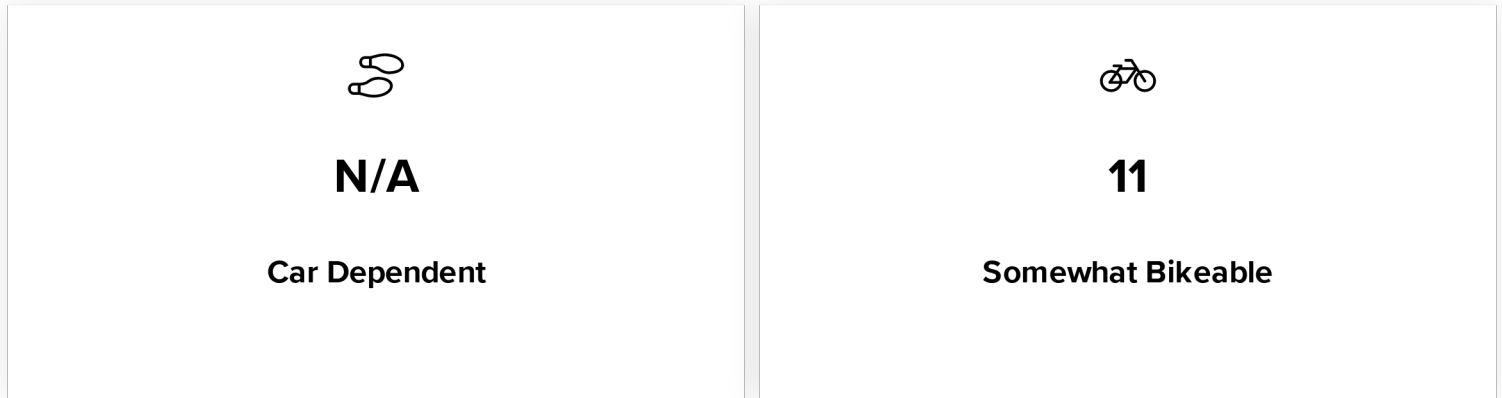
The percent ratings below indicate the portion of area residents who commute to work by walking, car, public transit, or cycling. The most popular method of commuting in this area is car, used by 75% of people, and the average commute time to work is between thirty and forty-four minutes. Of those commuters, 46% of them leave for work between 6 and 8 AM.

Commute Methods



Data provided by the U.S. Census Bureau

Walk and Bike Scores




Data provided by Walk Score®

Environmental Factors


The climate data below highlights environmental factors that Cordillera Valley Club, Edwards, Colorado faces from climate change in the coming years. The risk scores are based on the latest modeling data from climate scientists, universities, and federal agencies.




The average risk due to climate change for this area is high.




Flood

Moderate **43%** 

About **6.20%** of buildings in Cordillera Valley Club have a significant flood risk. A typical building with flood risk in this area has about a **16%** chance of a flood over about **36.6"** deep before 2050.




Storm


High **61%** 

Normally, you experience about **8** significant 2-day storms per year, with about **0.71"** of precipitation per storm.

Normally, you experience about **24** significant 2-day storms per year, with about **0.84"** of precipitation per storm.





Heat


Very High **68%** 

A day that reaches **83°F** is considered hot for Cordillera Valley Club.

Normally, you experience about **8** hot days per year. The forecast for 2050 is about **44 hot days** per year.


Drought

Moderate **47%** 

The percentage of available water supply used by humans determines water stress. An area is at especially high risk when water stress is above 40%.

The water stress for Cordillera Valley Club is currently about **22.69%**. In 2050 it is predicted that the amount of water stress will be around **25.19%**.

Fire

High **63%** 

Normally, about **2.00%** of land near Cordillera Valley Club burns in a year, or about **629 sq. miles** within a 100-mile radius. The forecast projects that by 2050 the number will change to about **4.48%** of land or **1407 sq. miles** per year.

Environmental data provided by ClimateCheck®