



# COMPASS

## Neighborhood Guide

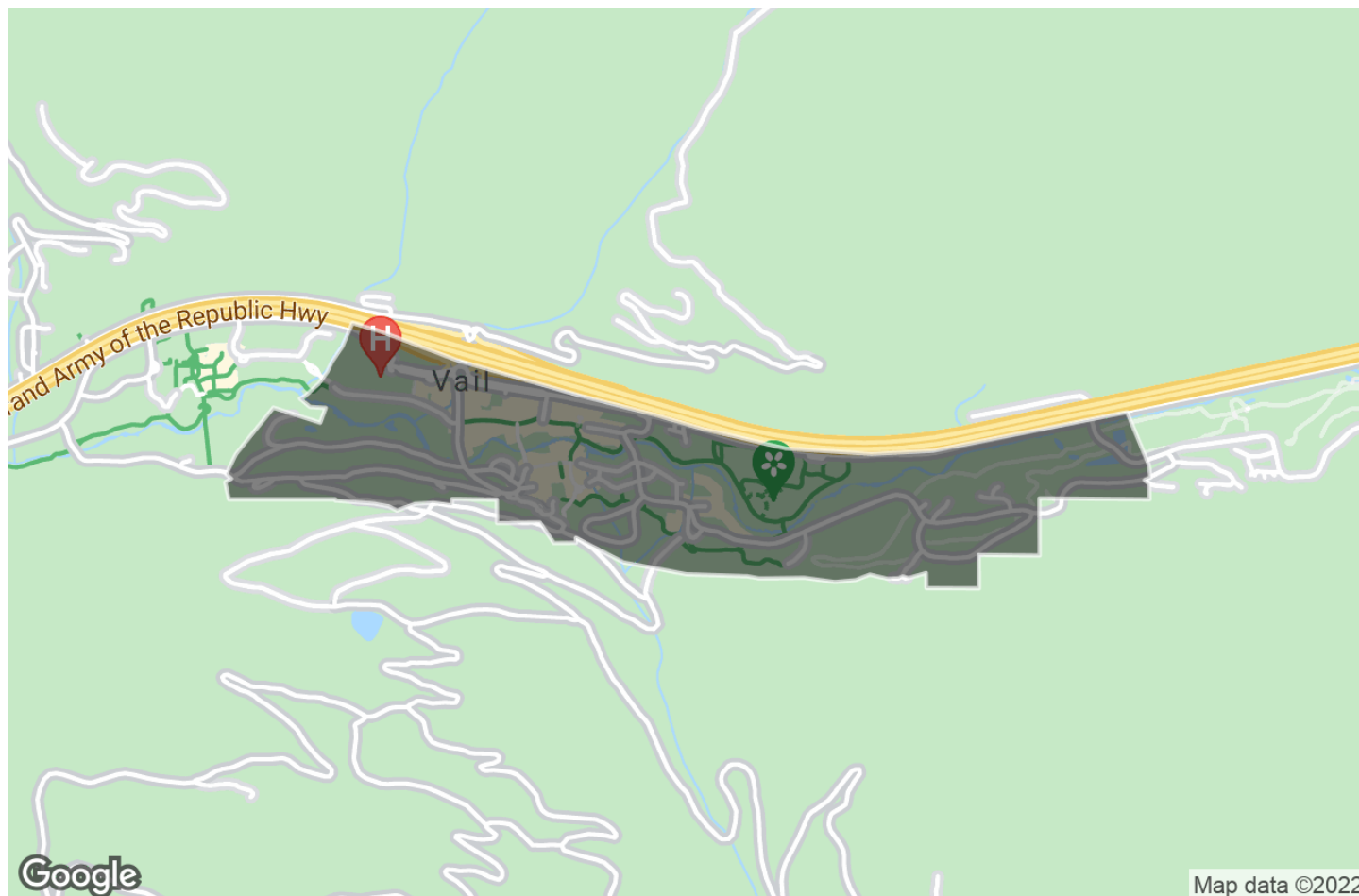
### **Vail Village**

Vail, Colorado

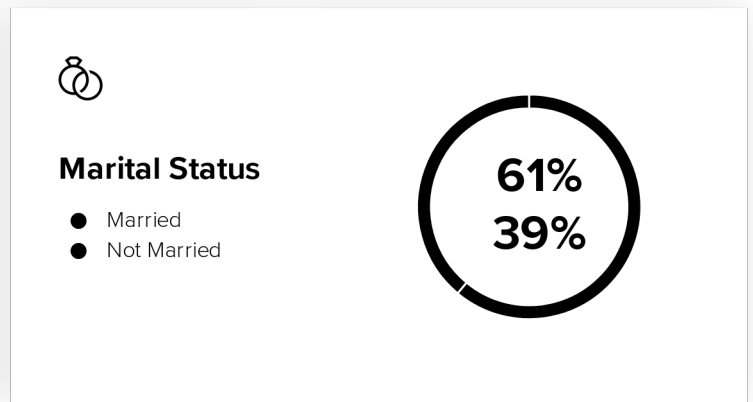
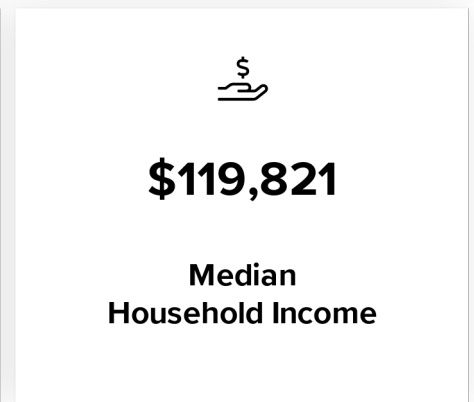
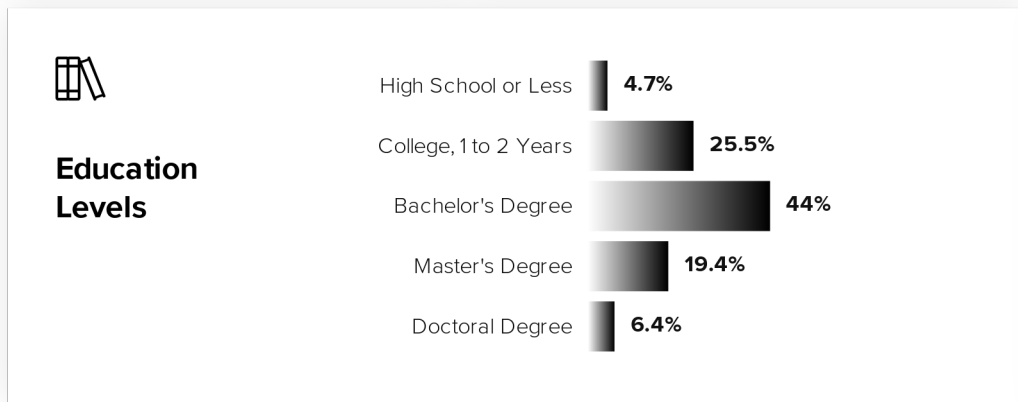
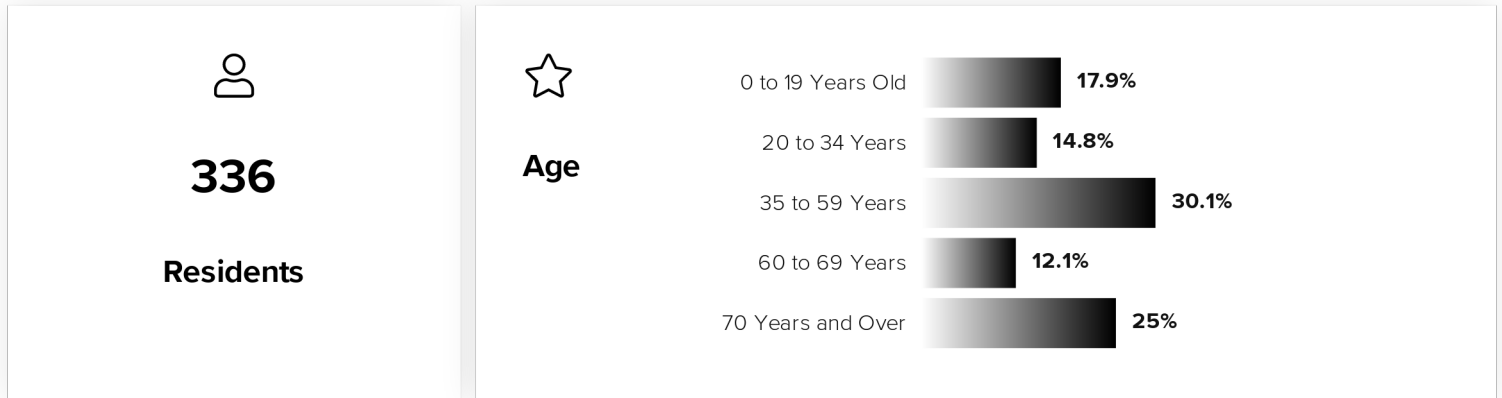
January 2022



# About Vail Village



# Demographics



Data provided by the U.S. Census Bureau

# Area Schools

## Elementary Schools

Name	Grades	Enrollment	Stu-Teach Ratio	District
<b>Homestake Peak School</b>	PK-8 <sup>th</sup>	611	13:1	Eagle County School District RE 50
<b>Red Sandstone Elementary School</b>	PK-5 <sup>th</sup>	197	11:1	Eagle County School District RE 50

## High Schools

Name	Grades	Enrollment	Stu-Teach Ratio	District
<b>Battle Mountain High School</b>	9 <sup>th</sup> -12 <sup>th</sup>	955	17:1	Eagle County School District RE 50

Data provided by School Digger, National Center for Education Statistics and the U.S. Census Bureau. The schools listed are intended to be used as reference only. To verify enrollment eligibility for an area, contact the school directly.

# Top Local Businesses

Name	Rating	Category	Address
<b>The Fitz</b>	★★★★★	Bars	595 Vail Valley Dr
<b>Mountain Standard</b>	★★★★☆	American (New)	193 Gore Creek Dr
<b>Up The Creek</b>	★★★★☆	Bars	223 E Gore Creek Dr
<b>Root &amp; Flower</b>	★★★★☆	Wine Bars	288 Bridge St
<b>La Nonna Vail</b>	★★★★☆	Italian	100 E Meadow Dr
<b>Buzz's Boards</b>	★★★★☆	Sports Wear	302 Gore Creek Dr
<b>Sage Outdoor Adventures</b>	★★★★★	Rafting/Kayaking	641 W Lionshead Cir
<b>Vail Stables</b>	★★★★★	Horseback Riding	915A Spraddle Creek Rd
<b>Sunshine Massage Studio</b>	★★★★★	Massage Therapy	616 W Lionshead Cir
<b>The Fitz</b>	★★★★★	Bars	595 Vail Valley Dr
<b>Mountain Standard</b>	★★★★☆	American (New)	193 Gore Creek Dr
<b>Up The Creek</b>	★★★★☆	Bars	223 E Gore Creek Dr
<b>Root &amp; Flower</b>	★★★★☆	Wine Bars	288 Bridge St
<b>Sweet Basil</b>	★★★★☆	American (New)	193 Gore Creek Dr

Data provided by 



# Top Lifestyle Trends

The lifestyles trends below are based on billions of social media data points broken down into 52 segments and mapped at the neighborhood level. The scores indicate the prevalence of each segment in an area.



## Outdoor Adventures

97%

Appreciating the outdoors, this population wants to actively engage with nature. Whether it's finding a new hiking trail or looking for the perfect spot to catch the sunset, they seek to explore the world around them.



## Wanderlust

93%

Always thinking about their next destination, this population loves exploring new places abroad or right in their own backyard. They hold onto past trips by sharing their favorite memories and pictures year round.



## Yoga Advocates

88%


Improving flexibility, strength, and overall well-being is the yogi's aim. This population is looking for the right community, instruction, and accessories.



## Mindfulness & Spirituality

87%

Seeking peace and well-being through meditation, gratitude and spirituality.



## Whiskey Business

83%

Characterized by their appreciation for all things whiskey, this population enjoys the classy atmosphere of whiskey drinking and learning about different brands.



## Fitness Fashion

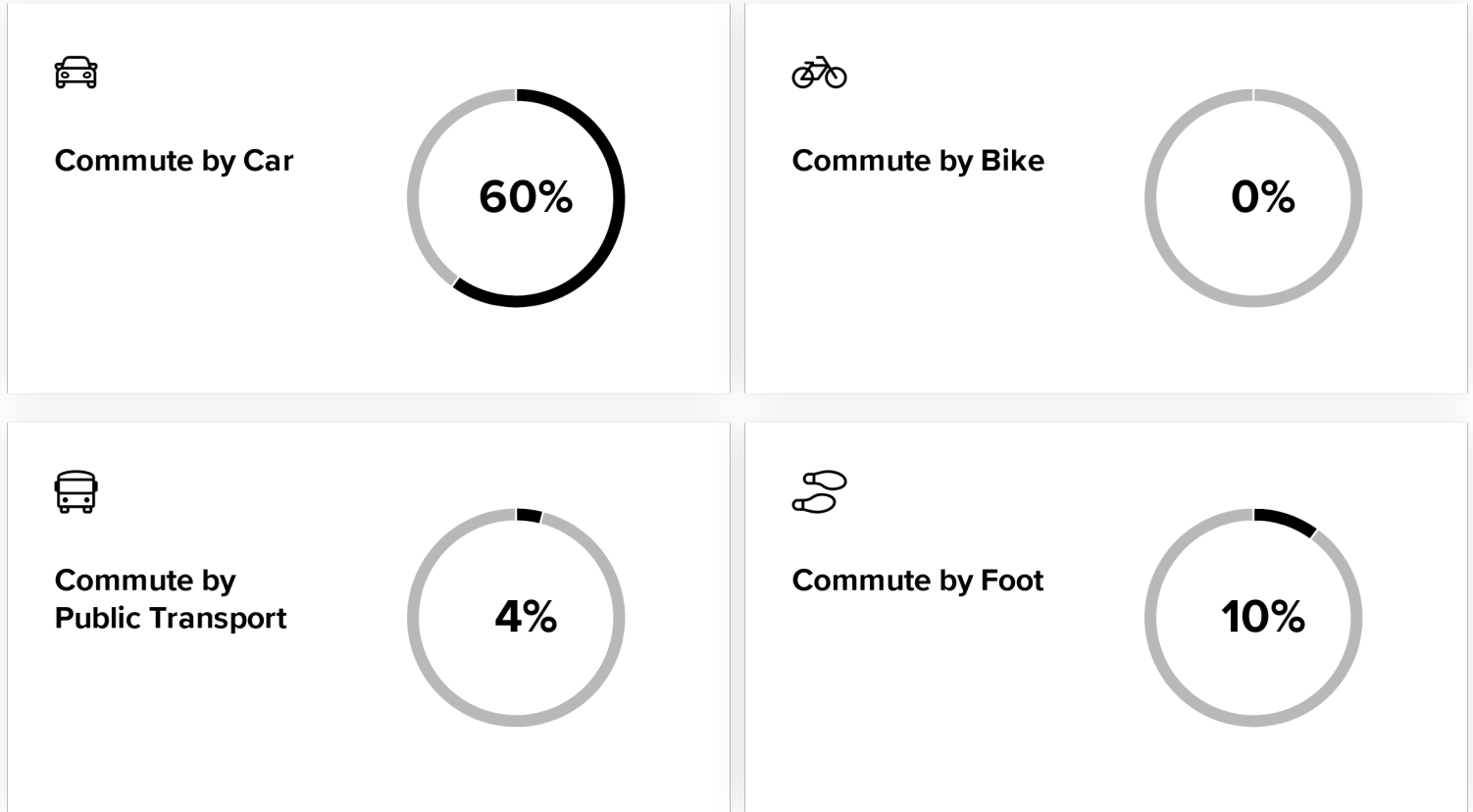
82%

Workout clothes aren't just for working out anymore. This population enjoys wearing name-brand athletic apparel for fashion and functional purposes.

# Commute Highlights

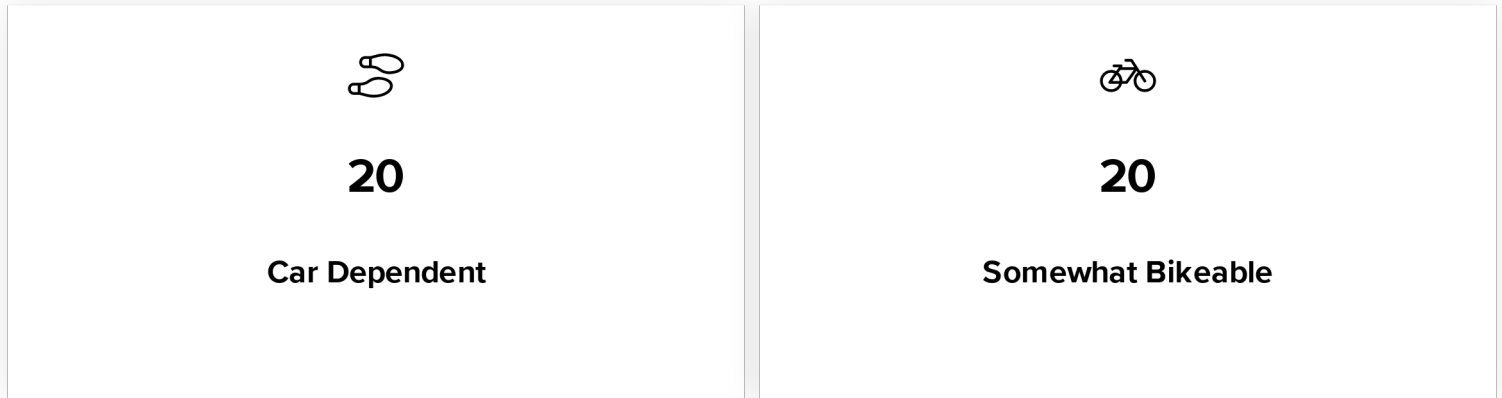
The percent ratings below indicate the portion of area residents who commute to work by walking, car, public transit, or cycling. The most popular method of commuting in this area is car, used by 60% of people, and the average commute time to work is between between thirty and forty-four minutes. Of those commuters, 36% of them leave for work between 6 and 8 AM.

## Commute Methods



Data provided by the U.S. Census Bureau

## Walk and Bike Scores




Data provided by Walk Score®

# Environmental Factors

The climate data below highlights environmental factors that Vail Village, Vail, Colorado faces from climate change in the coming years. The risk scores are based on the latest modeling data from climate scientists, universities, and federal agencies.




The average risk due to climate change for this area is high.



### Flood

Very High **72%**

About **50.79%** of buildings in Vail Village have a significant flood risk. A typical building with flood risk in this area has about a **32%** chance of a flood over about **84.5"** deep before 2050.




### Storm

High **64%**

Normally, you experience about **8** significant 2-day storms per year, with about **0.91"** of precipitation per storm.

Normally, you experience about **24** significant 2-day storms per year, with about **1.07"** of precipitation per storm.




### Heat

Moderate **50%**

A day that reaches **77°F** is considered hot for Vail Village.

Normally, you experience about **8** hot days per year. The forecast for 2050 is about **39 hot days** per year.




### Drought

Moderate **47%**

The percentage of available water supply used by humans determines water stress. An area is at especially high risk when water stress is above 40%.

The water stress for Vail Village is currently about **22.69%**. In 2050 it is predicted that the amount of water stress will be around **25.19%**.



### Fire

Moderate **49%**

Normally, about **0.68%** of land near Vail Village burns in a year, or about **213 sq. miles** within a 100-mile radius. The forecast projects that by 2050 the number will change to about **2.30%** of land or **723 sq. miles** per year.

Environmental data provided by ClimateCheck®