
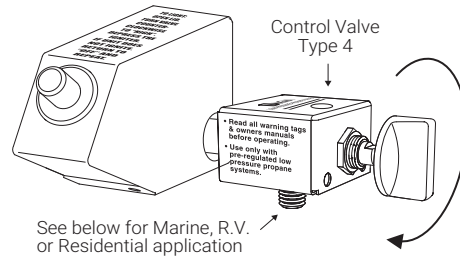
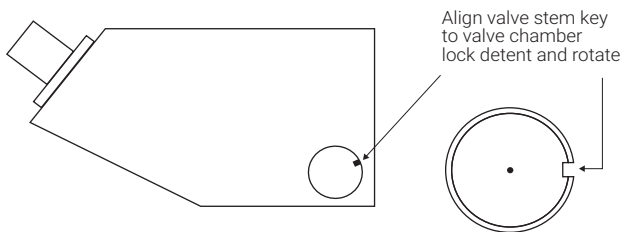


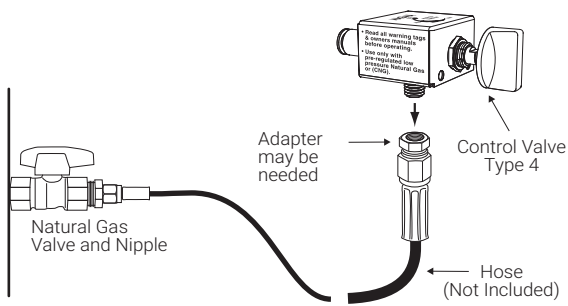
Control Valve for use with residential natural gas applications or for marine and recreational vehicle (R.V.) low pressure compressed natural gas (CNG) systems.



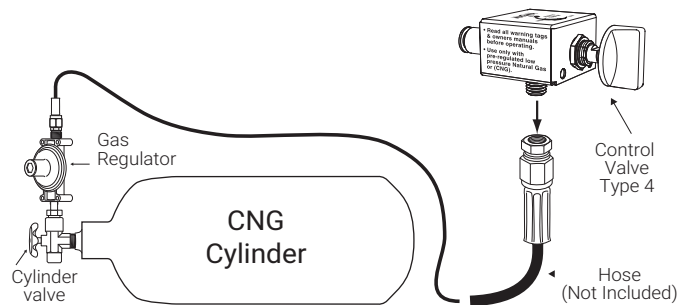
For pre-regulated low pressure natural gas systems, this brass control valve is designed to allow use of 12" x 18" rectangular grills with residential natural gas, marine and R.V. CNG systems.



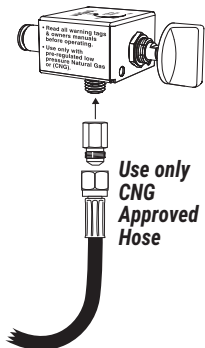
Residential Application



Marine & R.V. Application



Safety Instructions for Type 4 Pre-Regulated Low Pressure Natural Gas Valve



- Consult CNG appliance dealer for correct fittings, hose and proper installation procedure.
- The connector thread size of this valve is 1/8" - 27 American standard taper pipe thread or 1/8" - 27 MNPT. > Adapter may be required to affix hose.
- Read all warning labels on barbecue, valve and instruction sheets supplied with the products. Read complete grill "OWNERS MANUAL" before attempting to install or operate
- A primary shutoff valve must be used in conjunction with this control valve at the point of connection into your system. This allows for shut off of the gas supply to the hose leading to the grill.
- Always check for leaks with a soap suds solution before attempting to light the grill.

WARNING: NEVER USE A FLAME TO CHECK FOR GAS LEAKS!

A10-231 Type 4 - Medium Output
For all 12" x 18" Rectangular Grills