

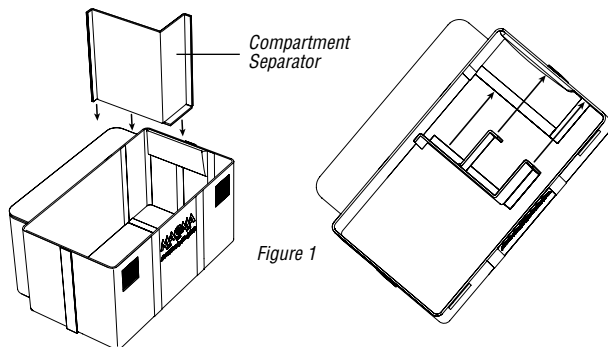
Care and Use: Magma Padded Grill and Accessories Carrying/Storage Case

SAFETY

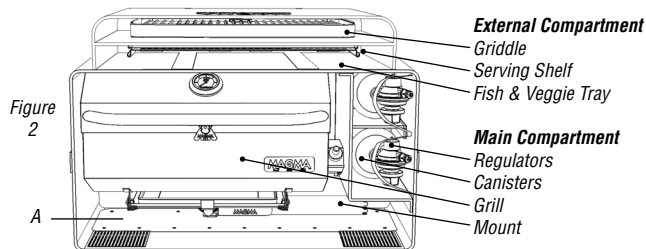
- Always store in a well ventilated area.
- Never store carrying case with propane canisters in unventilated areas or below deck on a boat.
- Never store hot grill in case.
- Use caution when storing items with sharp points and edges (knives, forks, other utensils, and grill edges)
- Disconnect control valve regulator from fuel canister prior to storage.

ASSEMBLY/INSTALLATION INSTRUCTIONS

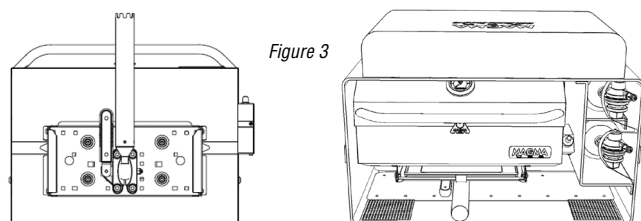
- Before using, install propane cylinder storage compartment. See Figure 1



- Velcro compartment separator in place
- Grill, Fuel Canisters, and Control/Valve Regulators are stored in the main compartment while Griddle, Fish and Veggie Tray, and Serving Shelf are stored in external compartment. See Figure 2
- Always store grill with handle facing up, for easy installation and removal
- Always store grill with base and mount facing protective plastic panel. See A in Figure 2

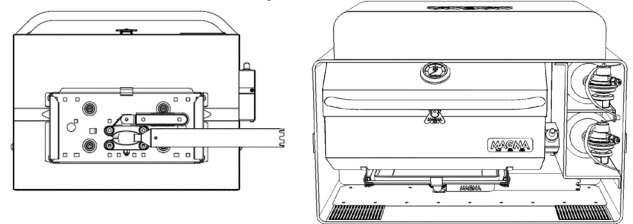


- Grills with a LeveLock™ rod holder mount in the front to back position must be stored with the tube assembly in the upwards position. **NOTE:** To secure close both zippers from each side to come together in the center of the case, when stored in this position the mount tube will extend outside of case. See Figure 3



- Grills with a LeveLock™ rod holder mount in the side to side position must be stored with the tube assembly placed to the canister side of the carrying case. See Figure 4

Figure 4



USE

- Ensure that all internal grill components (grill grates, radiant plate, and warming rack) are properly secured prior to storage or transportation.
- Always remove control valve/regulator or low pressure control valve from grill prior to storing or transporting.
- Store control valve/regulator and fuel canisters in appropriate internal compartment.
- Damage sustained from sun exposure and general weather related damages sustained from outside storage is not covered under product warranty.
- Protect items with a Non-Stick surface while being transported and/or stored to prevent scratching or surface damage.

CLEANING

- Hand wash with cold water a mild dishwashing detergent and thoroughly air dry.
- Never use any abrasive cleansers, cleaners, and/or cleaning products on this product.

WARRANTY

- Magma Products, Inc. warrants this product to be free of defects in materials and/or workmanship for a period of 1 year from the date of original purchase (proof of purchase required).
- Magma Products, Inc. will not be liable for products damaged due to outside storage; discoloration from sun exposure, any weather related damages, general neglect, and/or misuse by the user.
- Magma Products, Inc. must inspect and approve all product warranty claims.
- Magma Products, Inc. reserves the exclusive right to repair and/or replace any defective, damaged, or non-working products and/or product components.
- Warranty claims; Do Not contact or return this product to retailer. Prior to returning product contact Magma Products, Inc. directly for return authorization and instructions.
- Returning warranty claims; user is responsible for all applied shipping charges.

