

GLOMEASY VHF ANTENNAS

RA106SLSFME & RA106GRPFME

The marine VHF antennas with the **easiest installation** on the market
The **best flexibility** in assembling your VHF system

DECIDE WHAT COMPONENTS YOU NEED AND ASSEMBLE YOUR ANTENNA



RA106SLSFME 900 mm (35")
stainless steel whip



RA106GRPFME 900 mm (35")
glossy fiberglass whip




Developed in 1991, after more than 20 years and more than 1 million delivered, the new RA106 changes the Glomex solderless connector with a FME connector for a quick and more comfortable assembling.


ADVANTAGES:


1. High performance 1/2 wave antenna
2. Great flexibility for answering all boat owner's installation need
3. FME termination for an easy and quick fitting of the coaxial cable with pre-installed FME connector
4. Lifetime warranty
5. High quality materials
6. Very rugged structure
7. Vibration proof, lightweight and corrosion resistant antenna
8. Available with RG8X coaxial cable in different lengths



GLOMEASY VHF ANTENNAS

 RA106SLSFME and RA106GRPFME are the VHF antennas, specifically developed to make life easier for boat owners and, at the same time, to ensure the thirty-year security of Glomex antennas thanks to the attention and care in the selection of materials and in the technological research. These two new antennas, with the stainless steel (RA106SLSFME) and fibreglass whip (RA106GRPFME), are high-performance, rugged and ideal for all types of small and medium size sailing and motor yachts. The innovative element of these antennas is their ability to offer a great flexibility to the boat owners in the implementation of its VHF system. Glomex wants to meet the multiple needs of antenna installation providing an antenna that can be matched with different mounts and brackets and a high quality and low loss coaxial cable, offered in various lengths and already plugged at both ends with a special professional and miniaturized FME connector. All this allows boat owners to have a great freedom in the implementation of the VHF system and to have an extremely easy and fast installation, thanks to the FME-PL259 adapter and various optional supports.

 Les antennes VHF RA106SLSFME et RA106GRPFME simplifient la vie des plaisanciers et, en même temps assurent la 30 ans sécurité des antennes Glomex grâce à l'attention en choisissant les meilleurs matériaux de construction et à la fiabilité de fonctionnement. Ces deux nouvelles antennes avec le style en acier inoxydable (RA106SLSFME) et en fibre de verre (RA106GRPFME) sont performantes, robustes et idéales pour tous les types d'embarcation à voile et bateaux à moteur de petite et moyenne dimension. L'élément novateur de ces antennes est leur capacité à offrir une grande souplesse aux plaisanciers dans la réalisation du système VHF. Glomex en fait veut répondre aux multiples exigences que ce soit en la fourniture comme sur l'installation de l'antenne à laquelle vous pouvez connecter différents supports et un câble coaxial de haute qualité, à faible perte et de différentes longueurs avec un connecteur spécial FME, professionnel et miniaturisé déjà inséré dans les deux extrémités. Ce qui permet une grande liberté au plaisancier dans la composition du système VHF et une installation extrêmement simple et rapide, grâce à l'adaptateur FME-PL259 et aux différents supports en option.

 Le antenne VHF RA106SLSFME e RA106GRPFME semplificano la vita dei diportisti assicurando, allo stesso tempo, la trentennale sicurezza delle antenne Glomex nella scelta dei migliori materiali costruttivi e nell'affidabilità di funzionamento. Queste due nuove antenne, con lo stilo in acciaio inox (RA106SLSFME) e in fibra di vetro (RA106GRPFME), sono performanti, robuste ed ideali per tutti i tipi d'imbarcazione a vela e a motore, dalle piccole e medie dimensioni. L'elemento innovativo di queste antenne è la loro capacità di offrire una grande flessibilità al diportista nella realizzazione del proprio impianto VHF. Glomex, infatti, vuole venire incontro alle molteplici esigenze di installazione offrendo un'antenna a cui è possibile associare differenti supporti ed un cavo coassiale di altissima qualità e a bassa perdita offerto in varie lunghezze e già cablato in entrambe le estremità con lo speciale connettore FME, professionale e miniaturizzato. Tutto questo consente al diportista una grande libertà nella composizione dell'impianto VHF ed un'installazione estremamente facile e rapida, grazie anche all'adattatore FME-PL259 e ai vari supporti opzionali.

DECIDE WHAT COMPONENTS YOU NEED AND ASSEMBLE YOUR ANTENNA BY USING THE FREE ANTENNA CONFIGURATOR OF THE GLOMEX APP.

DOWNLOAD THE NEW GLOMEX APP. IT'S FREE!



Sail Boat



Power Boat

ANTENNA CODE	RA106SLSFME	RA106GRPFME
FREQUENCY RANGE	156/162 MHz	156/162 MHz
GAIN AVERAGE	3dB	3dB
IMPEDANCE	50 ohms	50 ohms
POLARIZATION	Vertical	Vertical
SWR	1,3 at 156,8 MHz	1,3 at 156,8 MHz
MAX INPUT POWER	100 W	100 W
DC GROUND	Yes	Yes
ANTENNA LENGTH	900 mm (35")	900 mm (35")
ANTENNA WEIGHT	180 g (6,35 oz)	180 g (6,35 oz)
TERMINATION	FME	FME

GLOMEASY VHF ANTENNAS


RA106SLSFME & RA106GRPFME

The marine VHF antennas with the **easiest installation** on the market
The **best flexibility** in assembling your VHF system

DECIDE WHAT COMPONENTS YOU NEED AND ASSEMBLE YOUR ANTENNA

Please see the following different installation examples

SAIL BOAT MASTHEAD INSTALLATION COMPONENTS



OPTIONS (not included)



Masthead
Bracket
code RA106BRACKINOX



L-Masthead
Bracket
code RA106BRACKINOX-L



Feed-thru for
deck passage
code RA140



Connector
protection
code RA138



Adaptor FME Female
to SO239 Female
code RA351



Adaptor FME male
to PL259 Male
code RA352



wind
indicator
code RA179




RG8X coaxial cable
in different length
see page 12

All these accessories are not included in the antenna to let you decide what you need and assemble your personal antenna

Find out our other accessories on page 38

GLOMEASY VHF ANTENNAS

POWER BOAT INSTALLATION COMPONENTS



OPTIONS (not included)



Ratchet mount
code RA135FME



Feed-thru for deck passage
code RA140



Connector protection
code RA138



Adaptor FME Female to SO239 Female
code RA351



Adaptor FME male to PL259 Male
code RA352



RG8X coaxial cable in different length
see page 12

All these accessories are not included in the antenna to let you decide what you need and assemble your personal antenna
Find out our other accessories on page 38

RA106SLSFME and RA106GRPFME can become RA109SLSFME and RA109GRPFME BY USING ONLY AN ADAPTOR

If you need to replace an existing antenna that use a coax cable with a PL259 connector, it's possible to use this two new Glomex antennas and the new RA351


FME Termination



SO239 Termination

GLOMEASY VHF ANTENNAS

the new Glomex Adaptor FME female to S0239 female
Very quick installation of the RA351



CHOOSE THE LENGTH OF THE COAX CABLE YOU NEED

Each cable has a pre-installed **professional, high-quality and rugged FME connector**



The quickest and easiest installation of the FME connector on the Antenna!



To install the connector on the antenna you have only to fit the FME connector on the termination antenna (A) and screw the nut counterclockwise (B).