

Battle Creek

Development

For Lease



Bob Horn
+1 616 649 3533
bob.horn@am.jll.com

Robert Mihelich
+1 248 581 3366
Robert.mihelich@am.jll.com



PROPERTY SPECIFICATIONS



Available

270k SF



**Proposed
Delivery Date**
2022



Able to Suit
Manufacturing/
Warehouse Users

Specifications

TOTAL AVAILABLE	270,000 SF
OFFICE SPACE	7,500 SF
ACREAGE	55 acres
DOCK DOORS	16 with Additional 30 Dock Knock Outs
DRIVE INS	2
COLUMN SPACING	50' X 50'
ELECTRIC	1,200 Amp/450V
LIGHTING	Motioned LED Interior
CLEAR HEIGHT	32'
CONSTRUCTION	Pre-Engineered Steel
SPRINKLERS	ESFR
PARKING	30 trailer/130+ car



Bob Horn

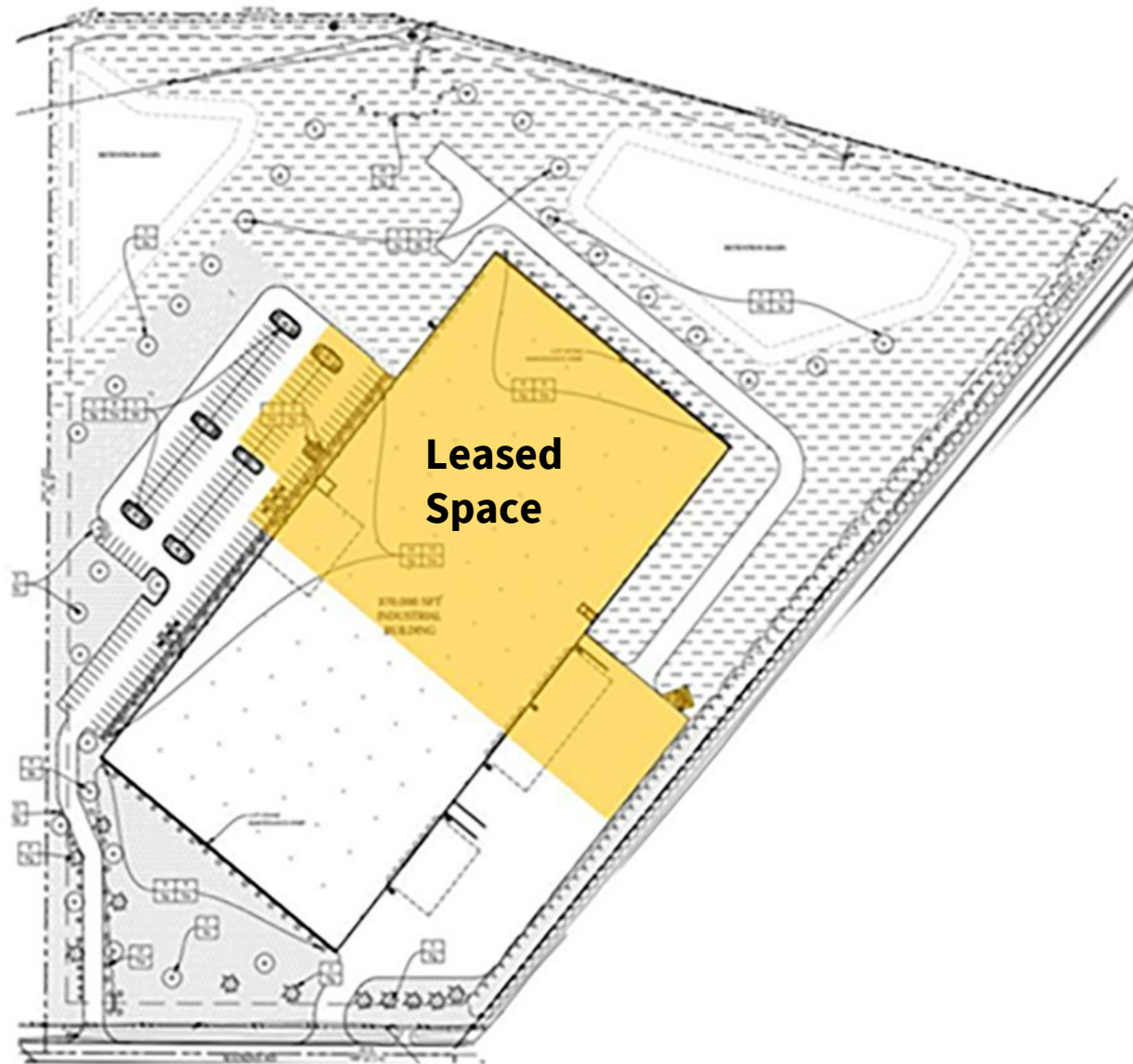
+1 616 649 3533

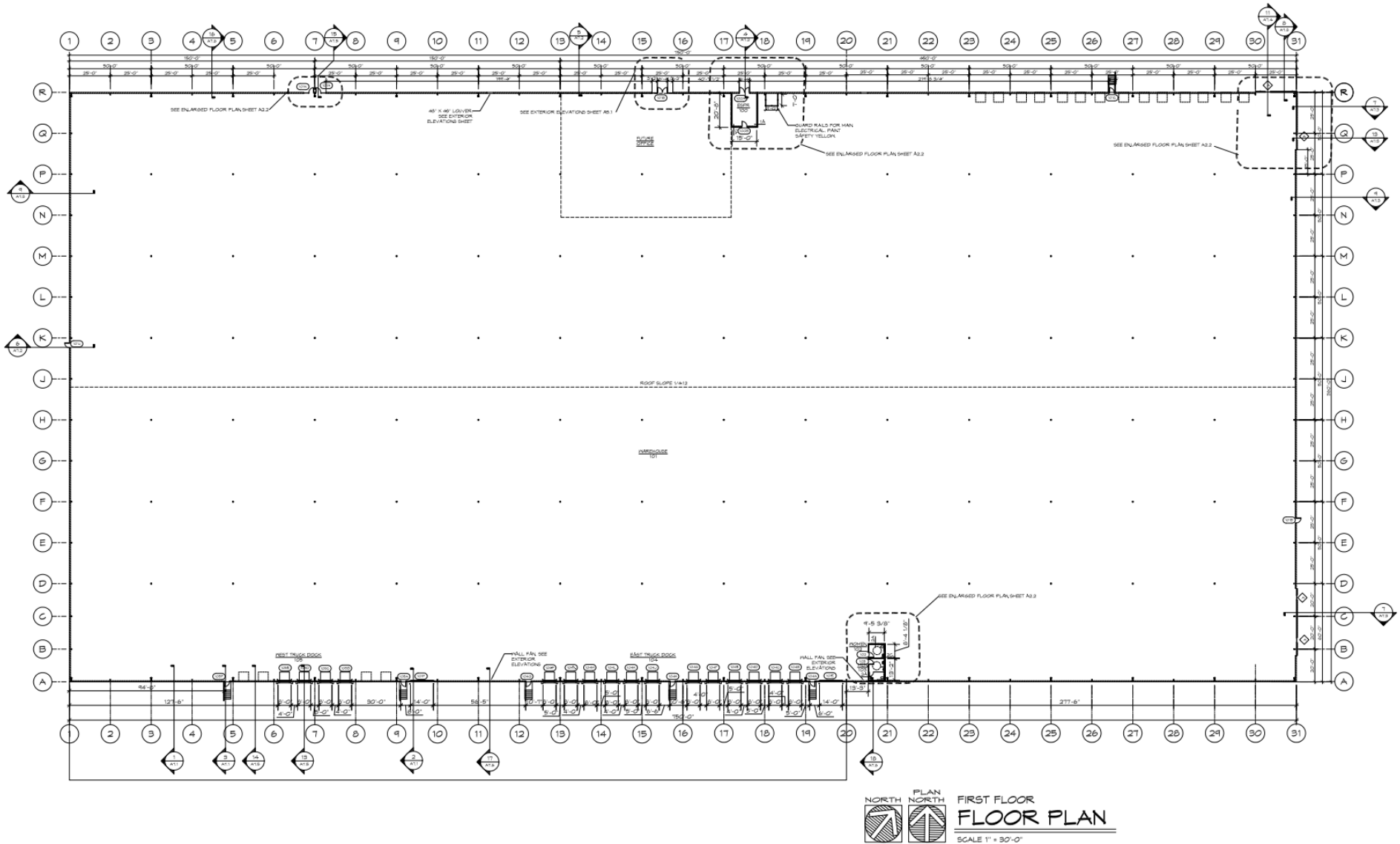
bob.horn@am.jll.com

Robert Mihelich

+1 248 581 3366

Robert.mihelich@am.jll.com









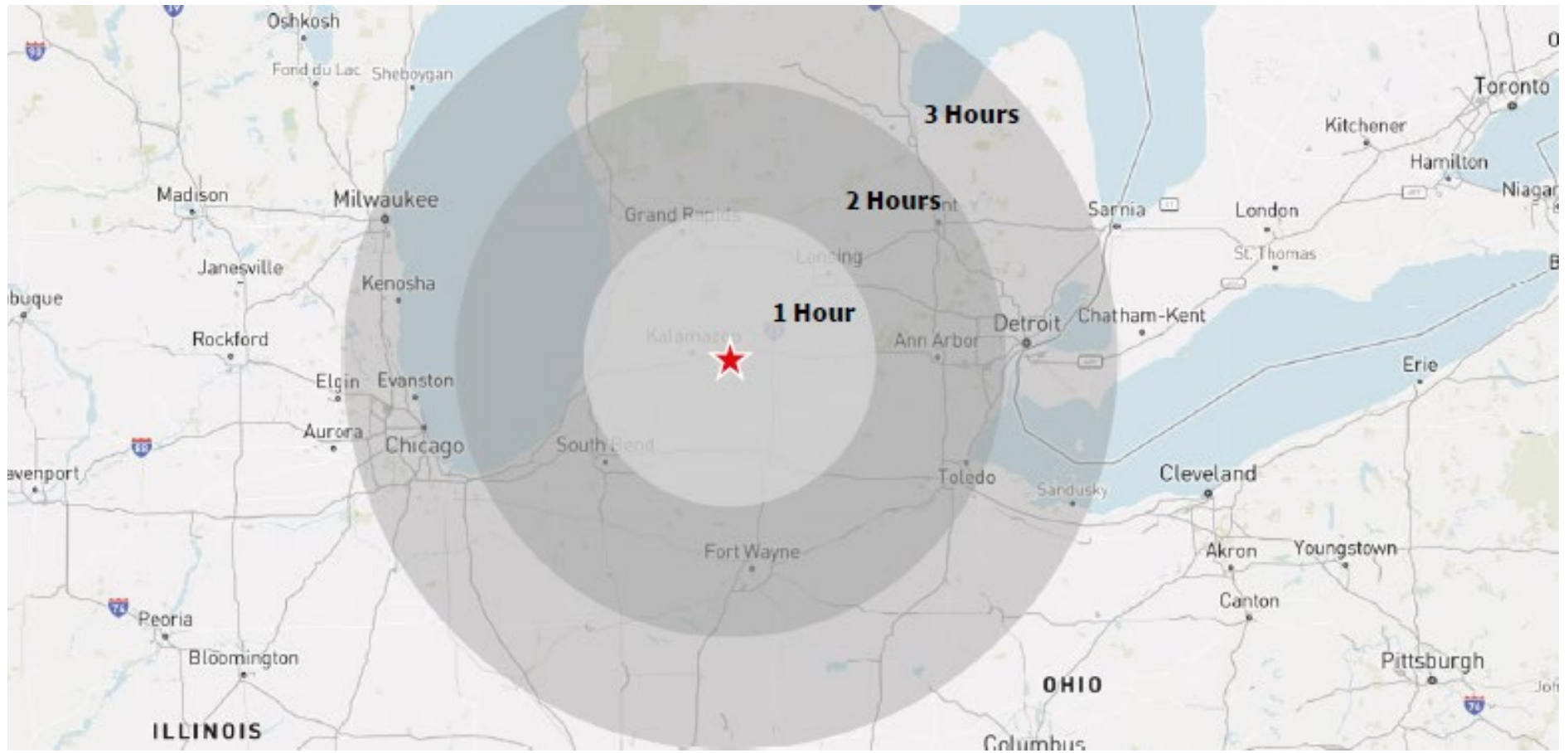
Lease Availability

54,000 SF	\$6.10/NNN	4 Docks	1 Overhead Doors
63,000 SF	\$6.10/NNN	4 Docks	1 Overhead Doors
117,000 SF	\$5.95/NNN	7 Docks	2 Overhead Doors
270,000 SF (Whole Building)	\$6.00/NNN	33 Docks	2 Overhead Doors



Bob Horn
+1 616 649 3533
bob.horn@am.jll.com

Robert Mihelich
+1 248 581 3366
Robert.mihelich@am.jll.com



22,000,000
2022 population
within 150-mile radius

240,000
2022 labor force
within 40min drive

198 Tax Abatement
Designated area

CN & NS
rail access

AZO airport
direct cargo access

Battle Creek Development

For Lease

Bob Horn

+1 616 649 3533

bob.horn@am.jll.com

Robert Mihelich

+1 248 581 3366

Robert.mihelich@am.jll.com

