

± 11,850 SF Available
Sublease Rate: Upon Request

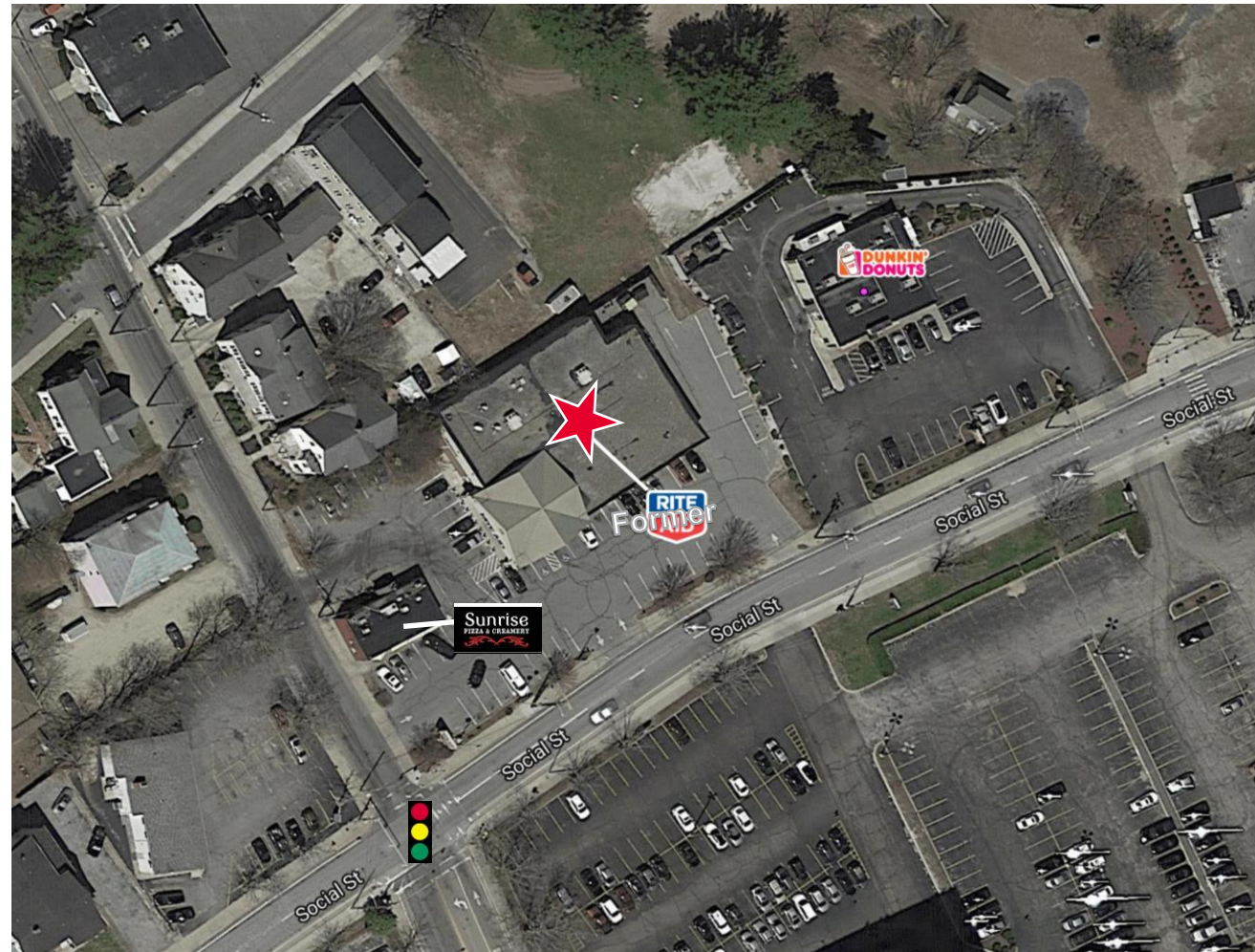
Property Highlights

- Located at a corner at a light
- High visibility
- Excellent access on two streets
- Strong parking field




Amenities

- Traffic Social Street 13,900 (2017)
- Neighboring Retailers include Dunkin' Donuts, Walgreens, US Post Office, Santander, Family Dollar, Citizens Bank, Bank of America, and many restaurants

SUBLEASE – FREESTANDING RETAIL SPACE



Demographics	1 mi radius	3 mi radius	5 mi radius
Population	24,137	64,731	94,176
Households	10,741	27,173	38,765
Population Median Age	36.1	38.3	39.5
5 Yr Pop Growth (Total%)	2.8%	1.7%	1.5%

5 Mile Information		
		
36,079	\$70,821	2,963
Employees	Median HH Income	Businesses

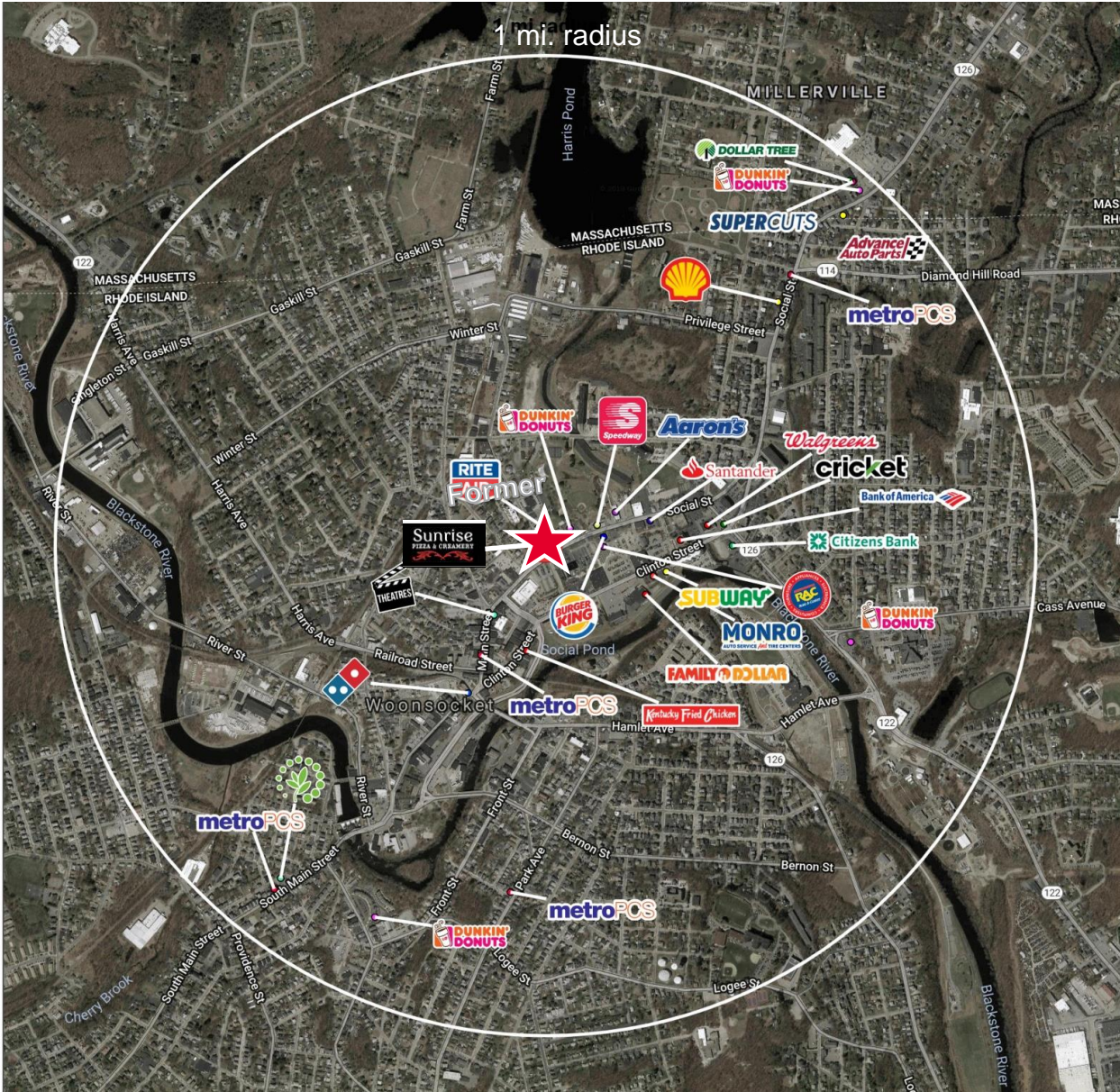
For more information, please contact:

Bill Greene
 Partner
 401.273.7429
 bgreene@hayessherry.com

146 Westminster Street, 2nd floor
 Providence, RI 02903
 phone: 401 273 1980
 www.hayessherry.com

Trade Aerial

Property Photos



For more information, contact:
Bill Greene
Partner
401-273-7429
bgreene@hayessherry.com