



THE REYNOLDS
COMPANY
ELECTRICAL SUPPLY

Rockwell Automation Software Activation Update

April 7, 2021

Our Guest Panelists

Brian Mikeska

Automation/Network Specialist

Houston

Jesse Harvey

Automation/Network Specialist

DFW

2021 Online Events

Register to receive a calendar invite



- **Tech Talks**

- **WIN911 Alarm Notifications for Industry and IIoT**

Wed, Apr 21, 2021 @ 10am

- **CIP Safety over Ethernet/IP**

Wed, May 12, 2021 @ 10am

- **PowerFlex Drives Integration with Fisher ROC**

Wed, May 26, 2021 @ 10am

- **User Groups**

- **Machine Learning and AI for Industrial Application**

Wed, April 14, 2021 @ 10am

- **Machine Safety vs Process Safety- SIL vs PLe**

Wed, May 19, 2021 @ 10am

reynoldsonline.com

2021 PTC LiveWorx
Online



LIVEWORX 21™

THE LIMITED SERIES

Episode One: Work Methods Changing the Workplace

Thurs, March 25 – Now on Demand

Episode Two: The New Frontier of Product Development

Thurs, Apr 22, 2021 @ 9 am CST

Episode Three: Digital Transforms Physical


Thurs, June 24, 2021 @ 9 am CST

PTC Global Partner Summit

Tues, June 15, 2021

Compatibility.RockwellAutomation.com

Rockwell PCDC



Compatibility & Downloads

The Product Compatibility and Download Center (PCDC) can help you find product-related downloads including firmware, release notes, associated software, drivers, tools and utilities.

What's New... Lifecycle now available by Product Version. Subscribe to Important Notices and get notified on Product Safety Alerts in PCDC. All EDS and AOP files are accessible in PCDC via search on [▼](#)

Support

- Downloads
 - Overview
 - Certifications
 - Drawings
 - Drivers & Firmware
 - Electronic Data Sheets
 - Procurement Specifications
 - Sample Code

PCDC Feedback

Please provide us feedback on the PCDC to help us make the site better, report an error or just leave us a comment. We appreciate your feedback!

[Provide Feedback](#)

Technical Support

Our global infrastructure of support centers and subject matter experts are here to help you protect your automation investment.

[Get Support Now](#)

[⚡](#) [RSS](#) [🛒 Downloads 1 \(max 20\)](#) [📁 Import](#) [👁 Views](#) [🔍](#)

Compare

Before upgrading one or more products, check the compatibility between the new product(s) and the other product(s) in the system.

- Compare Products

Download

Select one or more products to view the available downloads for those products.

- Downloads by Product
- Downloads by Keyword
- Downloads by Serial Number

Views

<h4>Configured Views</h4> <p>Display Rockwell Automation configured views or build your own.</p> <ul style="list-style-type: none">▸ Configured Views	<h4>Available Versions</h4> <p>See available versions for a product.</p> <ul style="list-style-type: none">▸ Available Versions	<h4>Features & Attributes</h4> <p>See all products that support a specific feature or attribute.</p> <ul style="list-style-type: none">▸ Features & Attributes
---	---	--

Resources

- Job Aid - Product Compatibility and Download Center [PDF]
- Quick Reference Guide - Product Compatibility and Download Center [PDF]
- Overview Video - Product Compatibility and Download Center

Quick Links

- Add-On-Profiles
- Free Downloads
- PC Cards Utilities and Downloads
- Software Activations
- Software Patches

Activation [Manage](#) [Activation Help](#) [Get Support](#)

PRODUCT ACTIVATIONS

A Secure System for Managing Software Licenses

[Home](#) > [Support](#) > [Tools](#) > [Activation](#)

[Share](#) [Print](#)



Smart Guide

Find your illustrated example with this interactive guide

[Use Smart Guide >](#)



Help Videos

Videos to help you step you through the process

[View Videos >](#)



On-Line Help

For detail instructions check FactoryTalk Activation Manager On-Line Help

[View On-Line Help >](#)



Manage

Update registration details

[Edit Registration >](#)




FactoryTalk Activation Manager

You may be able to manage your activations more efficiently with FactoryTalk Activation Manager

[Download >](#)


Support Center

Get Support 

Training & Webinars

Online Forum

My TechConnect

Rockwell Automation A... 

Installation 

Rehost 


Transfer Software Regi... 

Get New Activations 

Service Ticket Wrap Up 

Rockwell Automation Activations SmartGuide

Screen 1 

In order to more rapidly route your question (and perhaps provide you some specific help immediately), we'd like to ask a few questions to better understand your issue. Which of the follow best describes your issue: 

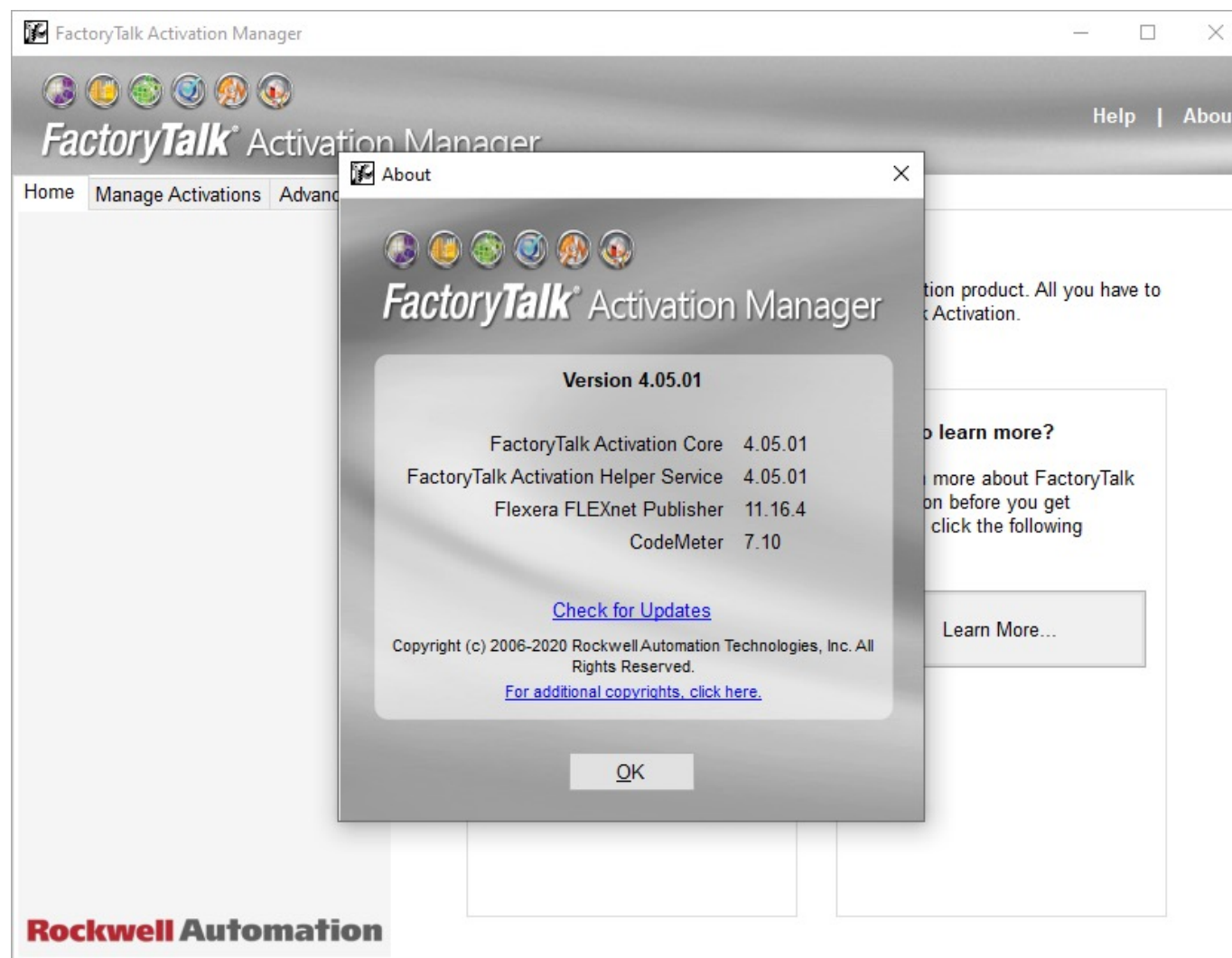
- I need help activating Rockwell Automation software on my computer.
- I need help activating Rockwell Automation software using an activation dongle.
- I need help downloading or installing the FactoryTalk Activation Manager software on my computer.
- I need help moving an activation to a new computer (rehosting).
- I need help transferring my software registration.

Next

Restart

FactoryTalk Activation Manager

Use 4.05.01 if using only new activations from the Commerce.RockwellAutomation.com portal



Activation Types

EvRSI
Flexera activation supplied with SN/PK, version works only with Flexera
Flexera activation supplied with SN/PK, version works with Flexera or Codemeter
Codemeter activation supplied with SN/PK, version works with Flexera or Codemeter

Perpetual and time-limited product versions that release after Nov 1, 2018 will be:

1. Codemeter activated
2. Borrowable up 365 days
3. Concurrent

Activation workflows are the same.



Most product versions released since 2012 will work with Codemeter or Flexera activation.

Customers downloading install media electronically may select the product version of their choice. Typically, they choose the latest version.

	2020	2019	2018	2017	2016	2015	2014	2013	2012	2011	2007
Arena		17.00/16.00	15.xx	15.00.00	14.70.00	14.50.00	14.00.01	14.00.00	13.90.00	13.50.00	12.00.00
Bizware FactoryTalk Historian Classic	13.00.00	12.00					11.50.00	10.50.00	10.00.00	9.20.00	9.00.00
Bizware FactoryTalk Metrics	13.00.00	12.00					11.50.00	10.50.00	10.00.00	9.20.00	9.00.00
Bizware FactoryTalk Transaction Manager	13.00.00	12.10	12.00				10.20.00			10.10.00	9.00.00
CCW											
eMonitor			3.70.00								
eMonitor CMS											
FactoryTalk AssetCentre	10.00.00	9.00.00	8.00.00	7.10.01	7.00.00	6.10.00	6.00.00		5.00.00	4.10.00	
FactoryTalk Batch	14.00.00		13.00.02	13.00.00		12.01.00	12.00.00			11.01.00	
FactoryTalk Batch Mobile		1.02.60	1.02.12	1.01.21	1.00.16						
FactoryTalk EnergyMetrix						2.30.00		2.20.00	2.12.00		
FactoryTalk Gateway OPC DA (retired)				3.90.00	3.81.00	3.74.00	3.70.00	3.60.00	3.51.00	3.50.00	
FactoryTalk Historian Server	7.00.00		6.00.00	5.01.00		3.80.00	3.73.00		4.00.00	3.01.00	
FactoryTalk Linx Data Bridge	6.20	6.11.00	6.10.00-6.00.00								
FactoryTalk Linx Gateway OPC DA & UA	6.20	6.11.00	6.10.00-6.00.00								
FactoryTalk Network Manager	1.08.00	1.07.01									
FactoryTalk VantagePoint		9.00.00		8.00.00	7.00.00	6.10.00	6.00.00		5.10.00	4.05.00	
FactoryTalk View Machine Edition	12.00.00	11.00.00	10.01.01	9.00.00	8.20.00	8.10.00	8.00.00		7.00.00	6.10.00	
FactoryTalk View Site Edition	12.00.00	11.00.00	10.01.01	9.00.00	8.20.00	8.10.00	8.00.00		7.00.00	6.10.00	
FactoryTalk ViewPoint	12.00.00	11.00.00	10.01.00	9.00.00	8.20.00	8.10.00	8.00.00	2.61.00	2.60.00	2.10.01	
KEPServer				9.00.00	8.00.00	7.00.00	6.10.00	6.00.00	5.01.00	5.00.00	4.00.00
PanelBuilder 1400e				5.16.00	5.15.00						
PanelBuilder 32				3.83.01	3.83.00						
RSLinx Classic	4.20	4.10.00	4.00.00	3.90.00	3.81.00	3.74.00,	3.71.00,	3.61.00	3.51.01	2.59.00	2.52.00
RSLogix 5	10.00.00	9.00.00		9.00.00	8.00.00	7.40.00					7.10.02
RSLogix 500		12.00.01		11.00.00	9.05.01				9.00.00	8.40.00	7.30.10
RSNetworx		28.00.00		27.00.00	26.00.00	26.00.00	26.00.00	21.01.00	21.00.00	11.00.00	
RSView 32 (Flexera Only)										7.60.00	
Studio 5000 ACM		3.00.05	2.22.01	2.01.00	2.00.00	1.00.08	1.00.06	1.00.04	1.00.02		
Studio 5000 Architect		4.00.00	3.00.01	2.00.00	1.02.00	1.01.00	1.00.00				
Studio 5000 LD Legacy (Flexera Only)		16.05.00								20.04.02	16.04.00
Studio 5000 Logix Designer	v33.00.00	32.01.00	31.01.01	30.02.00	29.00.02	28.03.01	27.00.01	24.02.00	21.03.02	20.05.00	

* Overview representation only, please consult PCDC for details on versions

AutoGet Activation



Hi Joe,

Thank you for your software contract purchase! Your new contract starts today.

Subscription Contract ID:	19
Contract Renewal Date:	May 19th,
PO Number:	171
Authorization Number:	82

You'll find all the details about your order below. A separate activation email will be sent to you and the assigned license(s). Here are the topics that we'll cover in this email:

- [Manage Licenses](#)
- [Customer Support](#)
- [License Details](#)

Manage Licenses

Visit our software portal to assign licenses to the appropriate users.

[MANAGE LICENSES](#)

License Details

Software Product(s)	
FactoryTalk Gateway OPC SK Tag ESD S/W Licenses: 3	View Certificate
FactoryTalk AssetCentre Server Licenses: 3	View Certificate
FactoryTalk AssetCentre Server Licenses: 3	View Certificate

Note: In each certificate, you'll find details of your bundle. If items are missing, an additional email will follow when they are ready for activation.

Questions or Concerns?

Browse our knowledgebase online resource for technical information and submit questions to the support center. To get support, please provide your Authorization Number from above.

[GET SUPPORT](#)

Download Your Software


You can download your software by visiting our download page. If you don't have an account, we'll direct you to create an account after clicking the link below.

[Download Software](#)

Software Registration Information

We send important product information to the communications contact on record and provide technical support to the registered licensee of a software product. Any changes of the licensee to a new location or an update to the communications contact can all be managed online.

[My Subscriptions](#)



Hello,

You have been assigned a software license(s).

Email Address: [\[redacted\]](#)

Subscription Contract ID: 19

Contract End Date: **February 27th, 2021**

You'll find all the details to use your software below.

Download

You can download your software by clicking the button below and signing into your Rockwell Automation account. If you don't have an account, you will need to create an account.

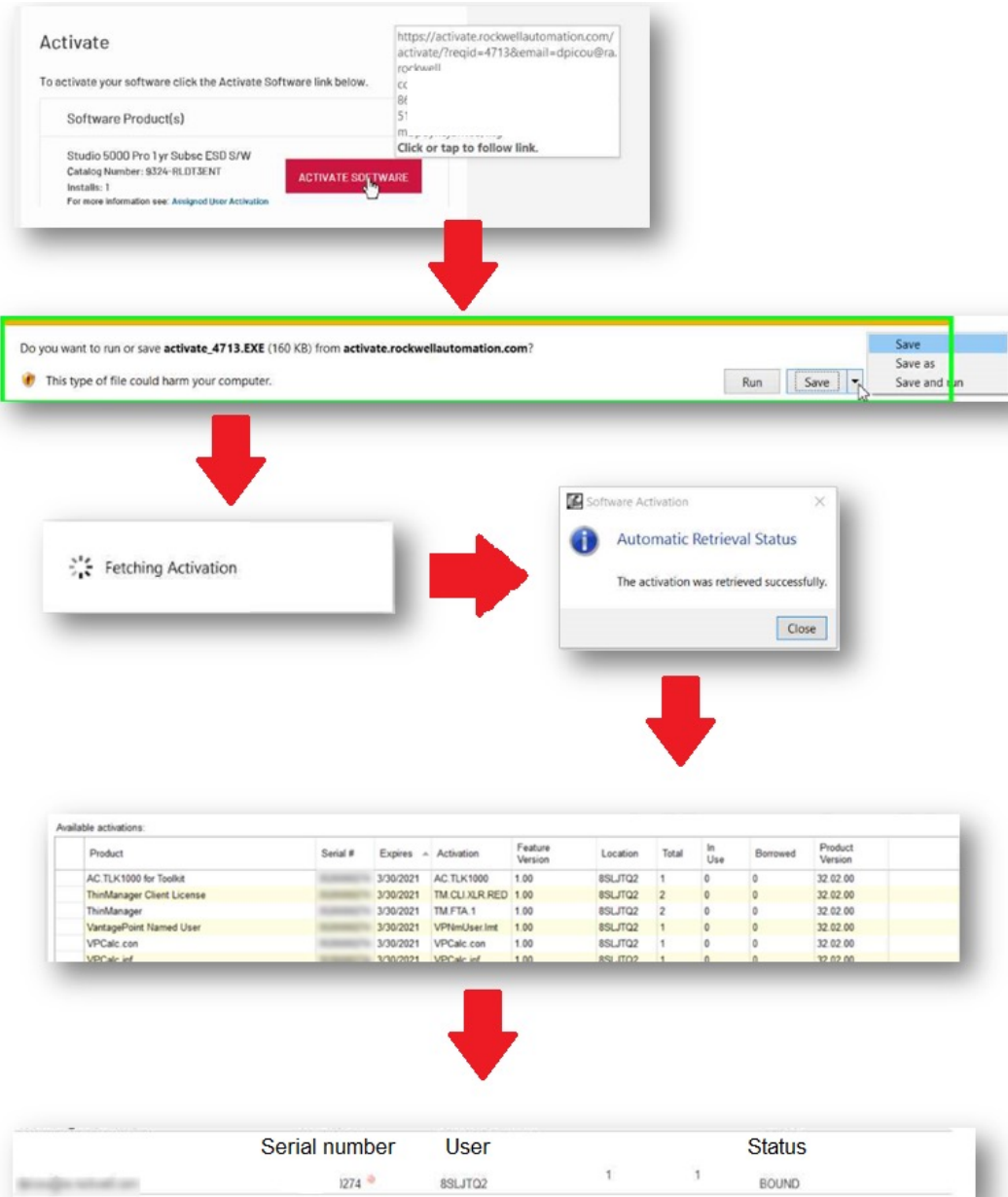
[DOWNLOAD SOFTWARE](#)

Activate

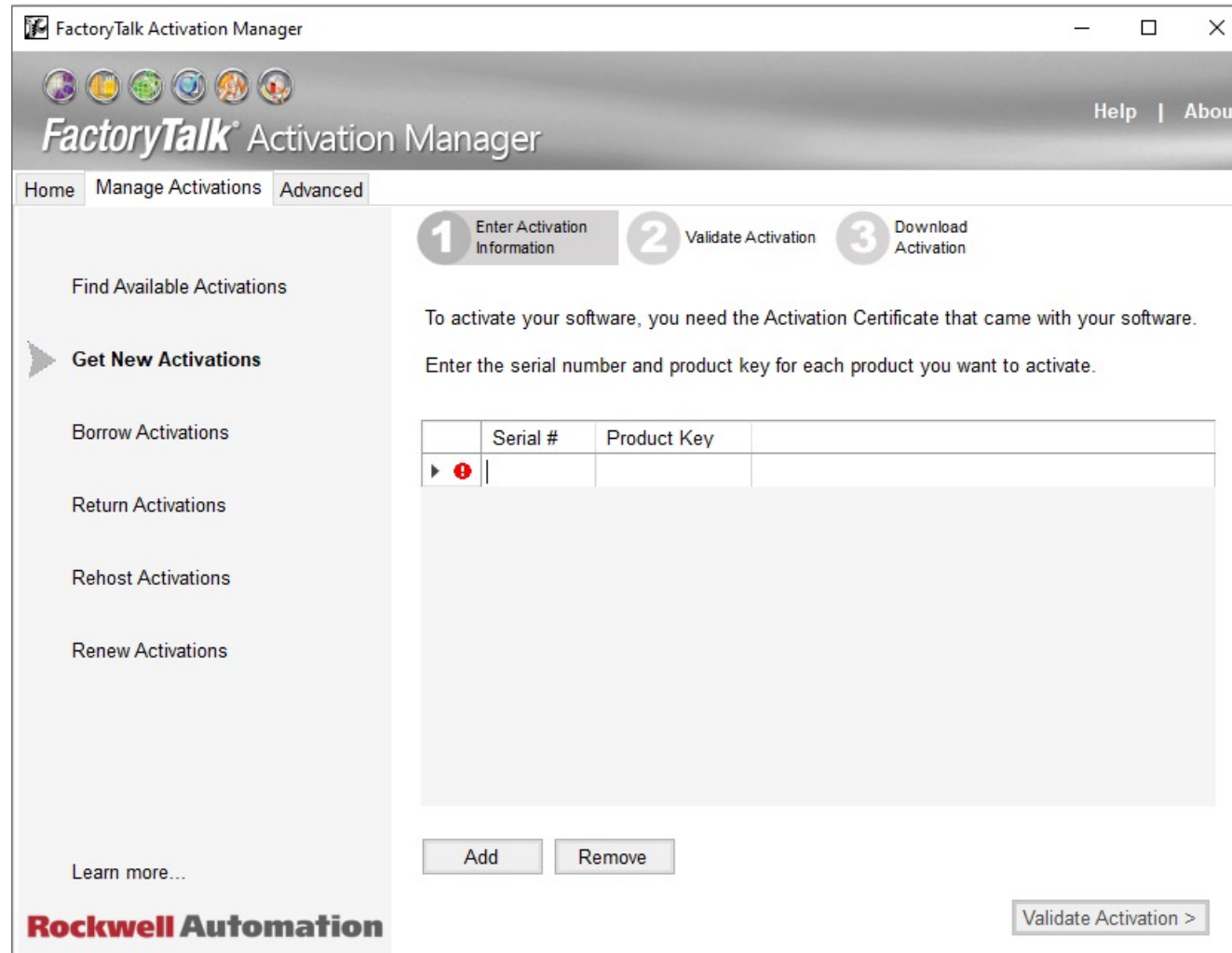
To activate your software click the Activate Software link below.

Software Product(s)	
Studio 5000 Pro 1yr Subsc ESD S/W Catalog Number: 9324-RLDT3ENT Installs: 1 For more information see: Assigned User Activation	ACTIVATE SOFTWARE

AutoGet Activation



Online Activation



The screenshot shows the FactoryTalk Activation Manager application window. The title bar reads "FactoryTalk Activation Manager". The interface includes a navigation menu on the left with options like "Home", "Manage Activations", and "Advanced". The main content area features a three-step process: "1 Enter Activation Information", "2 Validate Activation", and "3 Download Activation". Below this, there is a text instruction: "To activate your software, you need the Activation Certificate that came with your software. Enter the serial number and product key for each product you want to activate." A table with columns for "Serial #" and "Product Key" is present, with a red error icon in the first row. At the bottom, there are "Add" and "Remove" buttons, and a "Validate Activation >" button. The Rockwell Automation logo is visible in the bottom left corner.

FactoryTalk Activation Manager

FactoryTalk Activation Manager Help | About

Home Manage Activations Advanced

1 Enter Activation Information 2 Validate Activation 3 Download Activation

Find Available Activations

► Get New Activations

Borrow Activations

Return Activations

Rehost Activations

Renew Activations

Learn more...

Rockwell Automation

To activate your software, you need the Activation Certificate that came with your software. Enter the serial number and product key for each product you want to activate.

	Serial #	Product Key	
▶	!		

Add Remove

Validate Activation >

Online Activation

FactoryTalk Activation Manager

— □ ×



FactoryTalk Activation Manager

Help | About

Home Manage Activations **Advanced**

- 1 Enter Activation Information
- 2 Validate Activation**
- 3 Download Activation

Find Available Activations

▶ **Get New Activations**

Borrow Activations

Return Activations

Rehost Activations

Renew Activations

Learn more...

Your activations have been validated!

Select the number of activations you want to download for each product and binding.

	# to Download	Available	Product	Product Version	Binding	Destination	Serial #	Type	
▶	<input type="text" value="1"/>	1	XXXXXXXXXX	3.15.00	▼ This computer	This computer ▼	XXXXX	Concurrent	

Rockwell Automation

< Enter Activation Information

Download Activation >

Online Activation

FactoryTalk Activation Manager



Help | About

FactoryTalk Activation Manager

Home Manage Activations Advanced

- 1 Enter Activation Information
- 2 Validate Activation
- 3 Download Activation

FactoryTalk Activation Download Complete!

Print your activation information and save it in a secure place.

	Product	Serial #	Product Version	Binding	# Downloaded	Location	
▶			3.15.00	DISK_SERIAL_NUM=	1	C:\...HOSTDISK_SERIAL_NUM= Concurrent	.lic

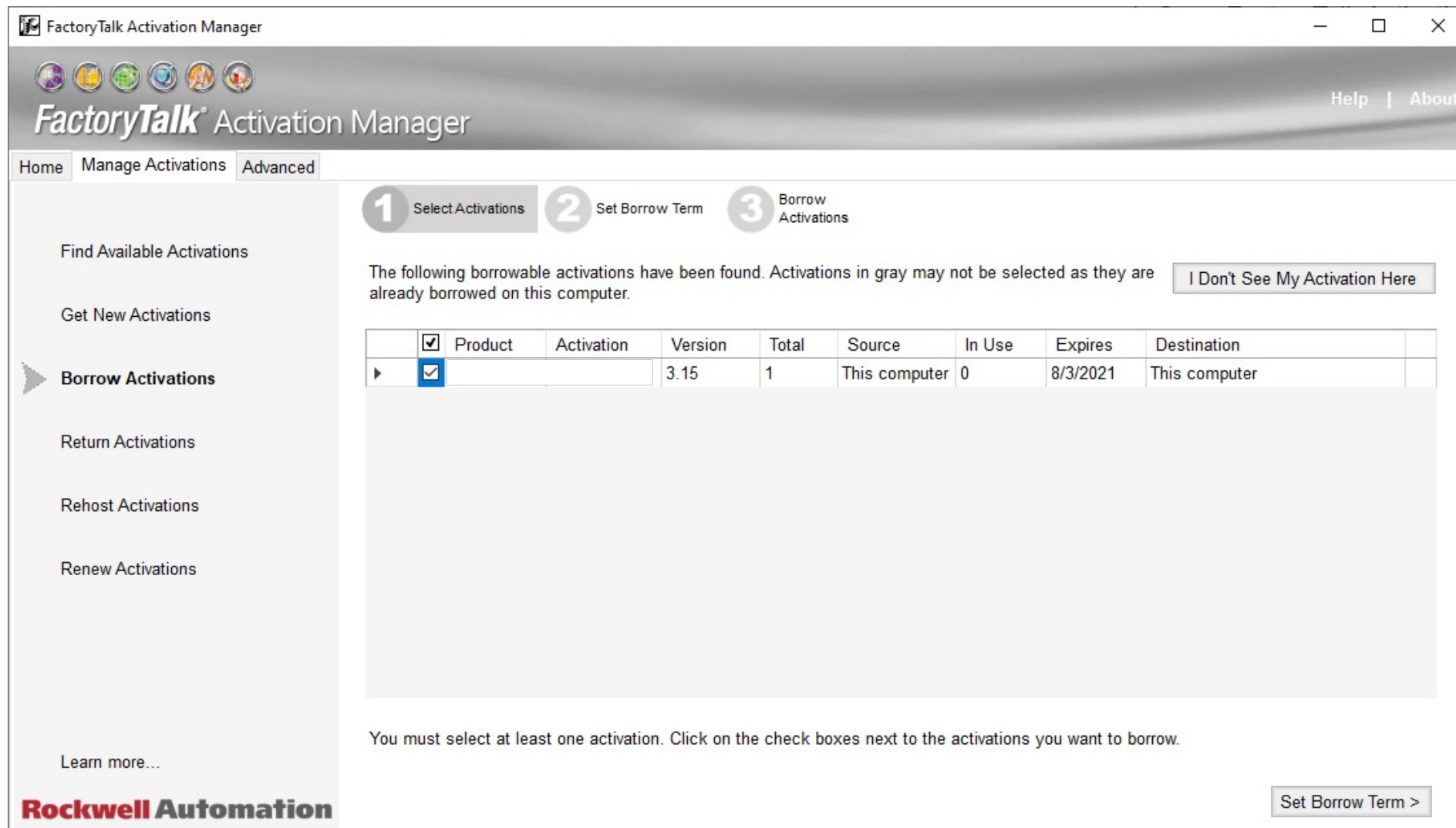
Print...

Learn more...

Rockwell Automation

Get More Activations

Borrow Activation



FactoryTalk Activation Manager

FactoryTalk[®] Activation Manager

Home | Manage Activations | **Advanced**

1 Select Activations | 2 Set Borrow Term | 3 Borrow Activations

Find Available Activations

Get New Activations

Borrow Activations

Return Activations

Rehost Activations

Renew Activations

Learn more...

Rockwell Automation

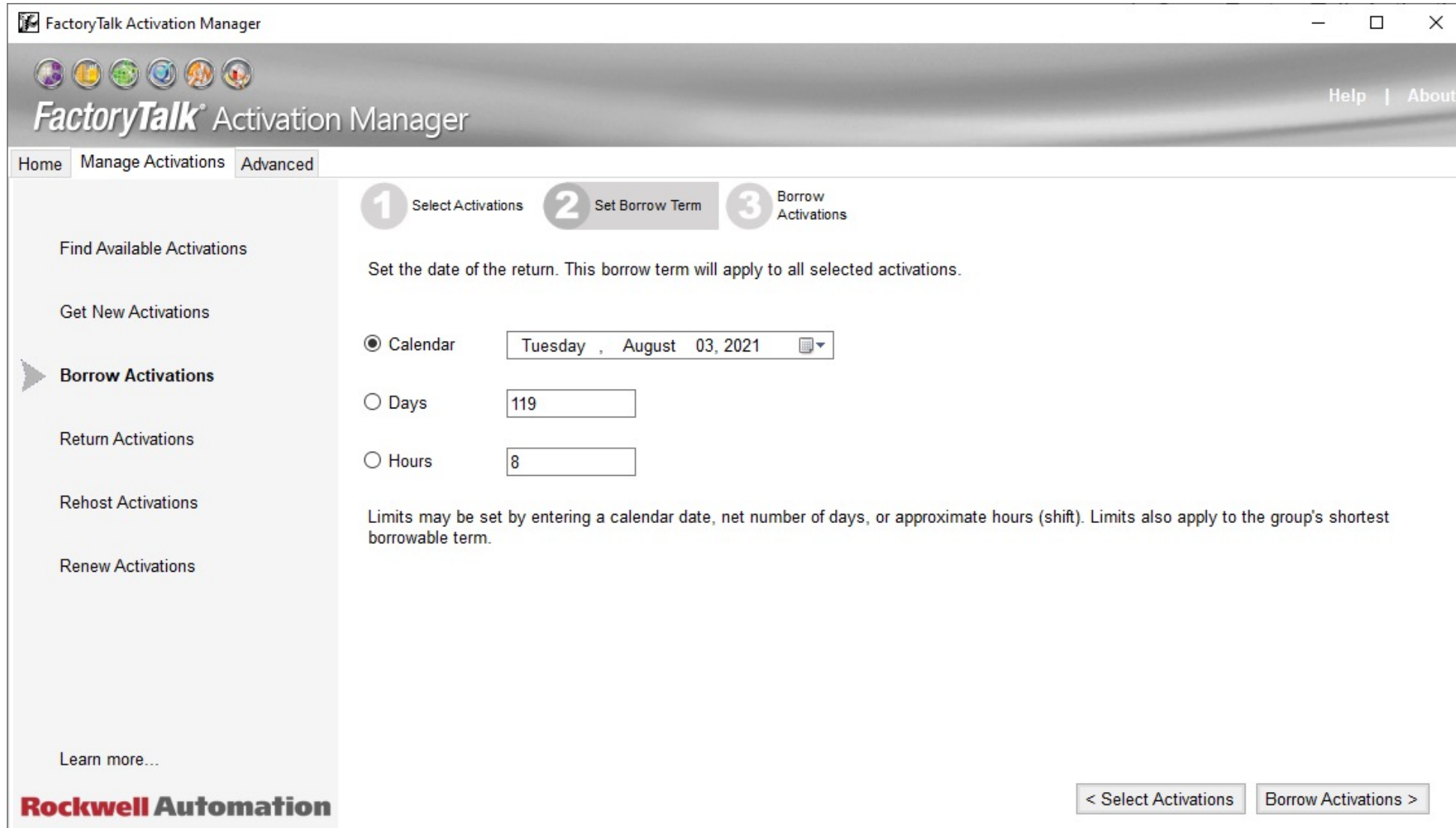
The following borrowable activations have been found. Activations in gray may not be selected as they are already borrowed on this computer. [I Don't See My Activation Here](#)

<input type="checkbox"/>	Product	Activation	Version	Total	Source	In Use	Expires	Destination
<input checked="" type="checkbox"/>			3.15	1	This computer	0	8/3/2021	This computer

You must select at least one activation. Click on the check boxes next to the activations you want to borrow.

[Set Borrow Term >](#)

Borrow Activation



FactoryTalk Activation Manager

FactoryTalk[®] Activation Manager

Home | Manage Activations | **Advanced**

1 Select Activations | **2 Set Borrow Term** | 3 Borrow Activations

Find Available Activations

Get New Activations

Borrow Activations

Return Activations

Rehost Activations

Renew Activations

Learn more...

Rockwell Automation

Set the date of the return. This borrow term will apply to all selected activations.

Calendar

Days

Hours

Limits may be set by entering a calendar date, net number of days, or approximate hours (shift). Limits also apply to the group's shortest borrowable term.

< Select Activations | Borrow Activations >

Borrow Activation

FactoryTalk Activation Manager

FactoryTalk[®] Activation Manager

Home Manage Activations **Advanced**

1 Select Activations 2 Set Borrow Term 3 **Borrow Activations**

Find Available Activations

Get New Activations

Borrow Activations

Return Activations

Rehost Activations

Renew Activations

Learn more...

Rockwell Automation

The following activations were successfully borrowed:

	Product	Activation	Borrow Expiration	Source	Destination	
▶			4/6/2021 10:29 PM	This computer	This computer	

Borrow More Activations

Return Activation


FactoryTalk Activation Manager

FactoryTalk[®] Activation Manager

Home | Manage Activations | **Advanced**

1 Select Activations 2 Return Activations

Select the activations you wish to return:

<input type="checkbox"/>	Product	Activation	Return From	Return To	Borrow Date	Expiration Date	Notes
<input checked="" type="checkbox"/>			n/a	n/a	4/6/2021 2:30 PM	4/6/2021 10:29 PM	

You must select at least one activation. Click on the check boxes next to the activations you want to return. This list is a filtered presentation of the activations you have borrowed.

Learn more...

Rockwell Automation

Return Activations >

Return Activation

FactoryTalk Activation Manager

FactoryTalk[®] Activation Manager

Home | Manage Activations | **Advanced**

1 Select Activations 2 **Return Activations**

Find Available Activations

Get New Activations

Borrow Activations

Return Activations

Rehost Activations

Renew Activations

Learn more...

Rockwell Automation

The following activations were successfully returned.

	Product	Activation	Return From	Return To	Borrow Date
▶			n/a	n/a	4/6/2021 2:30 PM

Return More Activations

Rehost Activation

FactoryTalk Activation Manager

FactoryTalk[®] Activation Manager

Home | Manage Activations | **Advanced**

1 Select Activations **2** Continue Rehosting

Rehost allows you to remove an activation from a computer, to make it available to bind to another computer or dongle.

Select the activations to be rehosted and the quantity to rehost, and then click "Continue Rehosting". To add additional activations, click "Import from Data File..."

<input type="checkbox"/>	Product	Serial #	Binding	Product Version	# to Rehost	Available	Expires	
<input type="checkbox"/>			DISK_SERIAL_NUM=	n/a	1	1	8/3/2021	
<input checked="" type="checkbox"/>			DISK_SERIAL_NUM=	n/a	1	1	8/3/2021	

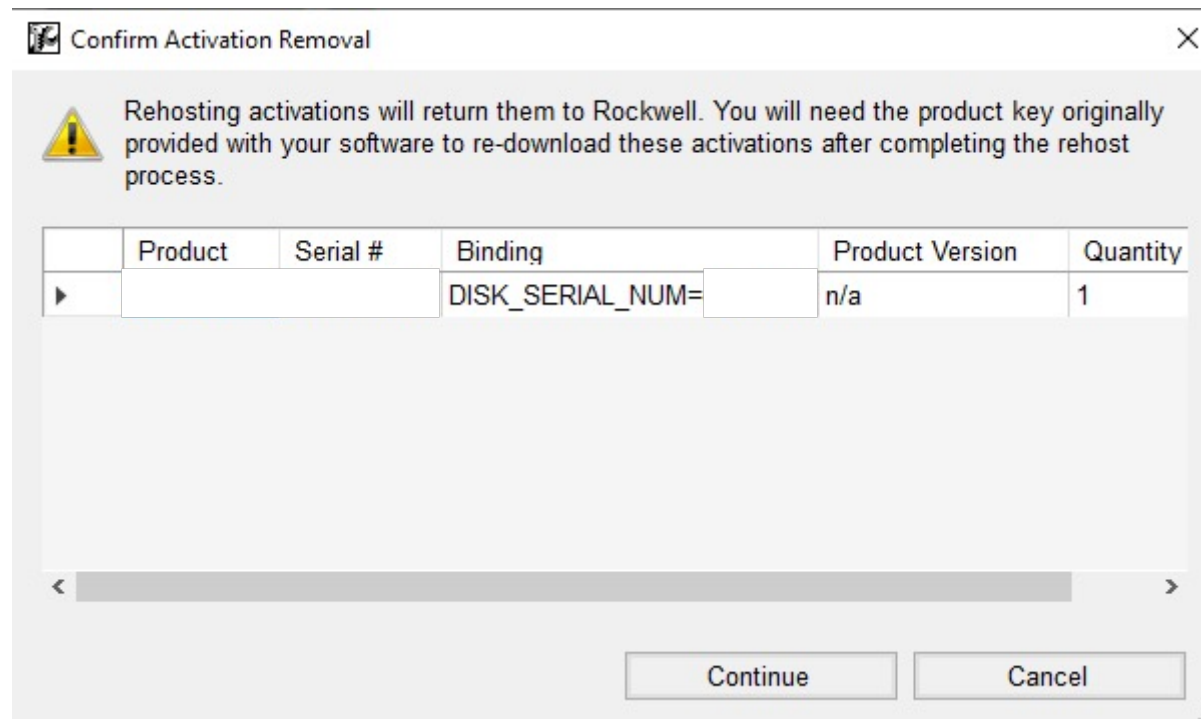
Learn more...

Rockwell Automation

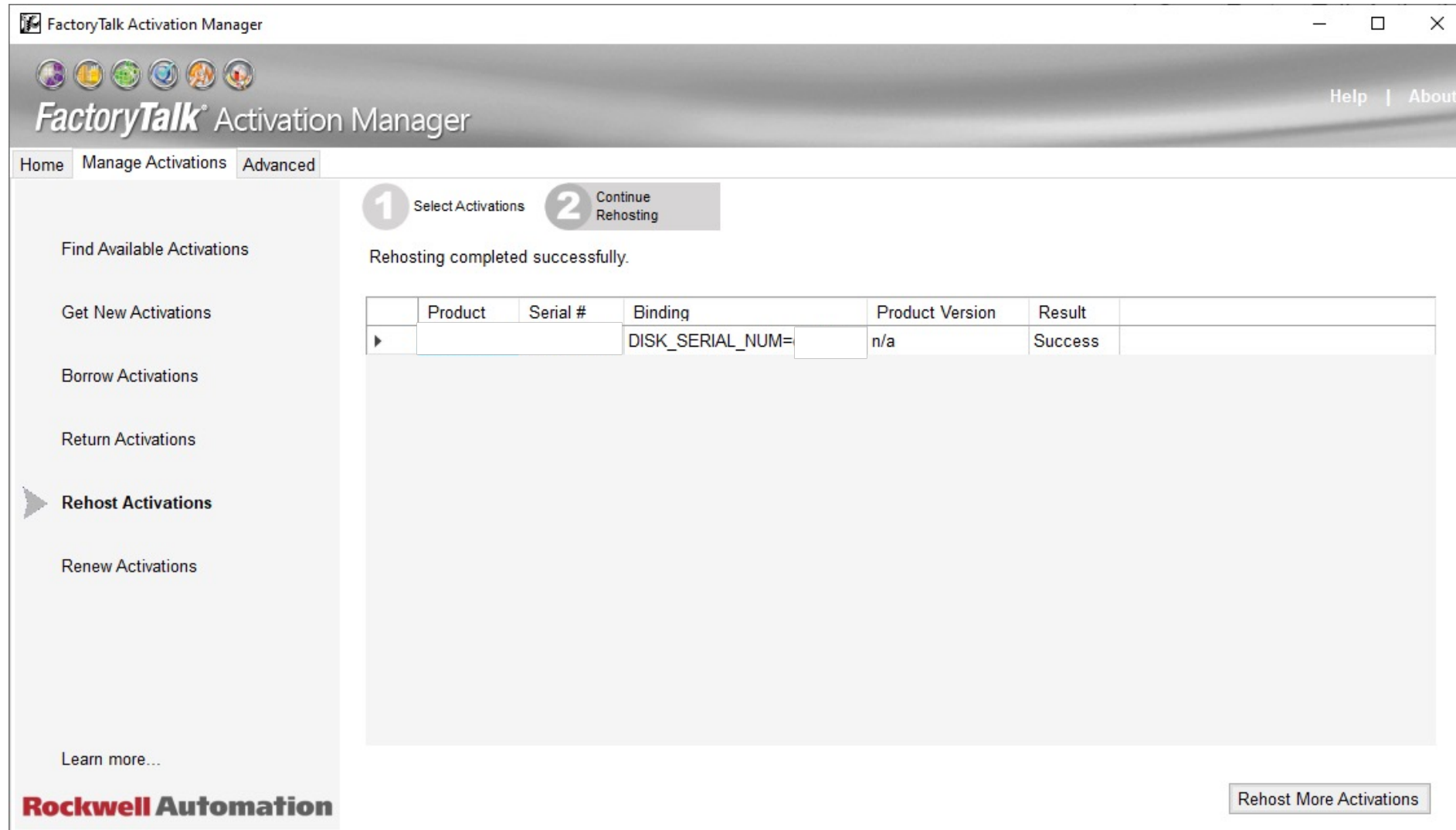
Import from Data File...

Continue Rehosting >

Rehost Activation



Rehost Activation



FactoryTalk Activation Manager

FactoryTalk[®] Activation Manager

Home | Manage Activations | **Advanced**

1 Select Activations 2 Continue Rehosting

Rehosting completed successfully.

	Product	Serial #	Binding	Product Version	Result	
▶			DISK_SERIAL_NUM=	n/a	Success	

Find Available Activations

Get New Activations

Borrow Activations

Return Activations

▶ **Rehost Activations**

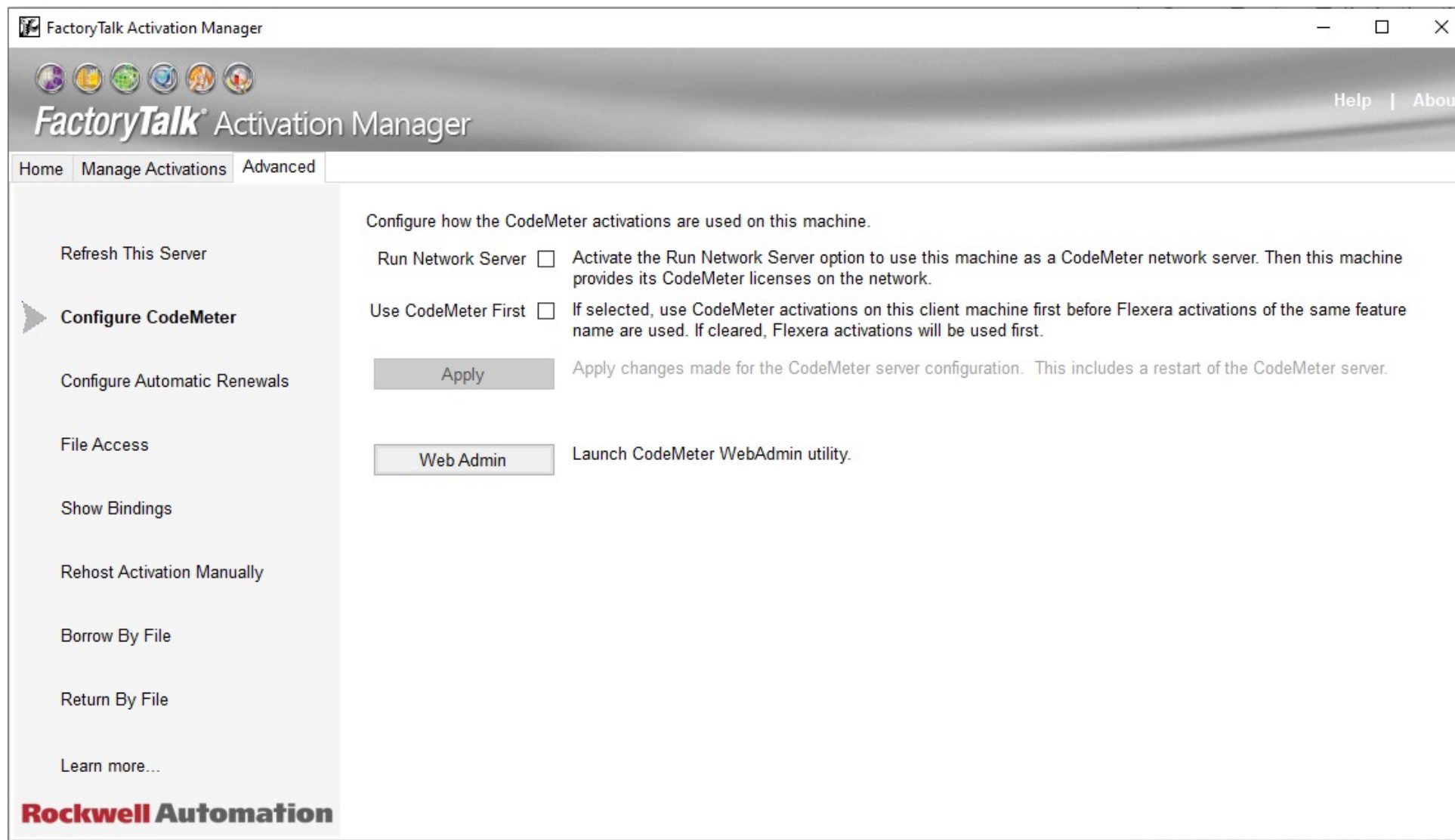
Renew Activations

Learn more...

Rockwell Automation

Rehost More Activations

CodeMeter Activation Server



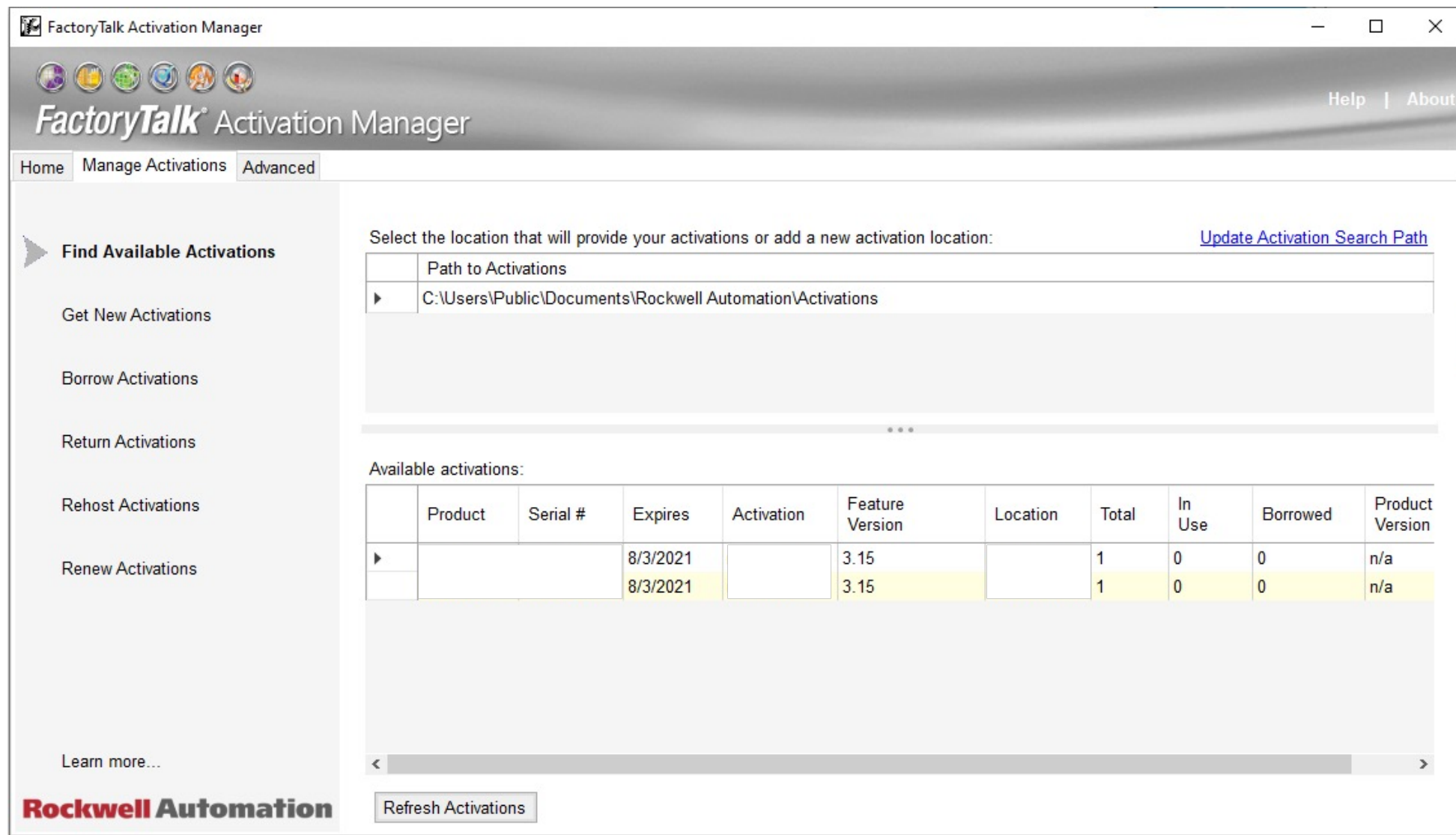
The screenshot shows the FactoryTalk Activation Manager application window. The title bar reads "FactoryTalk Activation Manager". Below the title bar is a navigation bar with "Home", "Manage Activations", and "Advanced" tabs. The "Advanced" tab is selected. On the left is a sidebar menu with options: "Refresh This Server", "Configure CodeMeter" (highlighted with a grey arrow), "Configure Automatic Renewals", "File Access", "Show Bindings", "Rehost Activation Manually", "Borrow By File", "Return By File", and "Learn more...". The main content area is titled "Configure how the CodeMeter activations are used on this machine." and contains two configuration options, each with a checkbox and a descriptive text:

- Run Network Server** Activate the Run Network Server option to use this machine as a CodeMeter network server. Then this machine provides its CodeMeter licenses on the network.
- Use CodeMeter First** If selected, use CodeMeter activations on this client machine first before Flexera activations of the same feature name are used. If cleared, Flexera activations will be used first.

Below these options are two buttons: "Apply" and "Web Admin". The "Apply" button has a tooltip that reads: "Apply changes made for the CodeMeter server configuration. This includes a restart of the CodeMeter server." The "Web Admin" button has a tooltip that reads: "Launch CodeMeter WebAdmin utility." At the bottom left of the window is the "Rockwell Automation" logo.

Update Activation Search Path

Used for local server-based activations



The screenshot shows the FactoryTalk Activation Manager application window. The title bar reads "FactoryTalk Activation Manager". The interface includes a navigation menu on the left with options like "Find Available Activations", "Get New Activations", "Borrow Activations", "Return Activations", "Rehost Activations", and "Renew Activations". The main area is titled "Manage Activations" and contains a section for selecting an activation location. A table below shows "Available activations" with columns for Product, Serial #, Expires, Activation, Feature Version, Location, Total, In Use, Borrowed, and Product Version. The table contains two rows of data, both highlighted in yellow. At the bottom, there is a "Refresh Activations" button and the Rockwell Automation logo.

FactoryTalk Activation Manager

Home Manage Activations Advanced

Find Available Activations

Get New Activations

Borrow Activations

Return Activations

Rehost Activations

Renew Activations

Learn more...

Rockwell Automation

Select the location that will provide your activations or add a new activation location: [Update Activation Search Path](#)

Path to Activations
C:\Users\Public\Documents\Rockwell Automation\Activations

Available activations:

Product	Serial #	Expires	Activation	Feature Version	Location	Total	In Use	Borrowed	Product Version
		8/3/2021		3.15		1	0	0	n/a
		8/3/2021		3.15		1	0	0	n/a

Refresh Activations

Hardware Dongles

- Flexera Dongle – what you may be used to, FlexNet dongle
 - 9509-USB-DONG2 – List Price \$158.22
 - Activation Dongle, FlexNet (plug-and-play), USB Thumbdrive Format, 2 GB storage

- CodeMeter Dongle – new item and recommended if it fits current install base
 - 9509-CMSTICKC – List Price \$63.49
 - Activation Dongle, CodeMeter CmStick Compact, USB Thumbdrive Format, No Storage

 - 9509-CMSTICK8 – List Price \$117.65
 - Activation Dongle, CodeMeter CmStick, USB Thumbdrive Format, 8GB storage

 - 9509-CMSDCD4 – List Price \$148.07
 - Activation Dongle, CodeMeter CmCard, SD Card Format, 4GB storage
 - Mainly used for license Execution protection but can be used for activation dongle

Hardware Dongles

FlexNet dongles are only compatible with Flexera type of license
CodeMeter dongles are only compatible with CodeMeter type of license

9509-USB-DONG2
older style



9509-USB-DONG2
newer style



Flexera Features	CodeMeter Features				
Licenses being stored as .lic file (Search Path: C:\Users\Public\Documents \Rockwell Automation\Activations)	License stored as encrypted .wibu files (Search Path: C:\ProgramData\CodeMeter\CMAct)				
Files if necessary, can be modified	Files cannot be modified				
Stored locally in Activations folder or Flexera Dongle	Stored on hard drive or CM Stick				
Is supported by older and newer revisions	Not fully backwards compatible				
Supported by 32-bit systems	Supported by 32 and 64-bit systems				
License file does not have any encryption	Encrypted license files				
Activated by serial number and product key					
In Activation Manager version of license appears as n/a <table border="1" data-bbox="835 1249 975 1339"> <tr> <td>Product Version</td> </tr> <tr> <td>n/a</td> </tr> </table>	Product Version	n/a	In Activation Manager version of license can be seen <table border="1" data-bbox="1523 1235 1663 1316"> <tr> <td>Product Version</td> </tr> <tr> <td>32.02.00</td> </tr> </table>	Product Version	32.02.00
Product Version					
n/a					
Product Version					
32.02.00					

9509-CMSTICKC



9509-CMSTICK8

TechConnect or Commerce Portal License



Rockwell Direct Dial for Activation Support (rehosting, etc.)

1-440-646-3434

-

option 3

-

option 5

-

direct dial code 010